




THE DATASHEET OF
0213005.MXBP



213 Series, 5x20 mm, Time-Lag Fuse



Description

5x20mm time-Lag surge withstand glass body cartridge fuse designed to IEC specification.





Features

- Designed to International (IEC) Standards for use globally
- Available in cartridge and axial lead form
- Meets the IEC 60127-2, Sheet 3 specification for time-Lag fuses
- RoHS compliant and lead-free.

Applications

Used as supplementary protection in appliance or utilization equipment to provide individual protection for components or internal circuits.

Agency Approvals

| Agency | Agency File Number | Ampere Range |
|---|---|------------------|
|  | Cartridge: NBK090205-E10480A NBK120802-E10480C | 1A-5A 6.3A |
| | Leaded: NBK090205-E10480B NBK120802-E10480D | 1A-5A 6.3A |
| | 2003010207045592 | 0.200A – 6.3A |
| | E10480 | 0.200A – 6.3A |
| 029862 | | |
| 1718680 | | |
| 40015638 | | |
|  | KM41462 | 0.200A – 6.3A |
|  | SU05001-12002 SU05001-12001 | 3.15A-5A 6.3A |
|  | N/A | 0.200A – 6.3A |

Electrical Characteristic for Series

| % of Ampere Rating | Ampere Rating | Opening Time |
|--------------------|---------------|--------------------------------|
| 150% | All Ratings | 60 minutes, Minimum |
| 210% | | 2 minutes, Maximum |
| 275% | | 0.6 sec., Min.; 10 sec. Max. |
| 400% | | .15 sec., Min.; 3 sec. Max. |
| 1000% | | 0.02 sec., Min.; 0.3 sec. Max. |

Additional Information



Datashheet












Resources

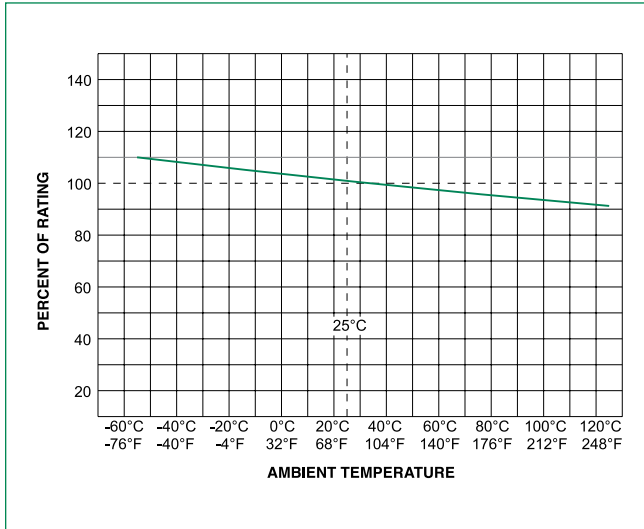


Samples

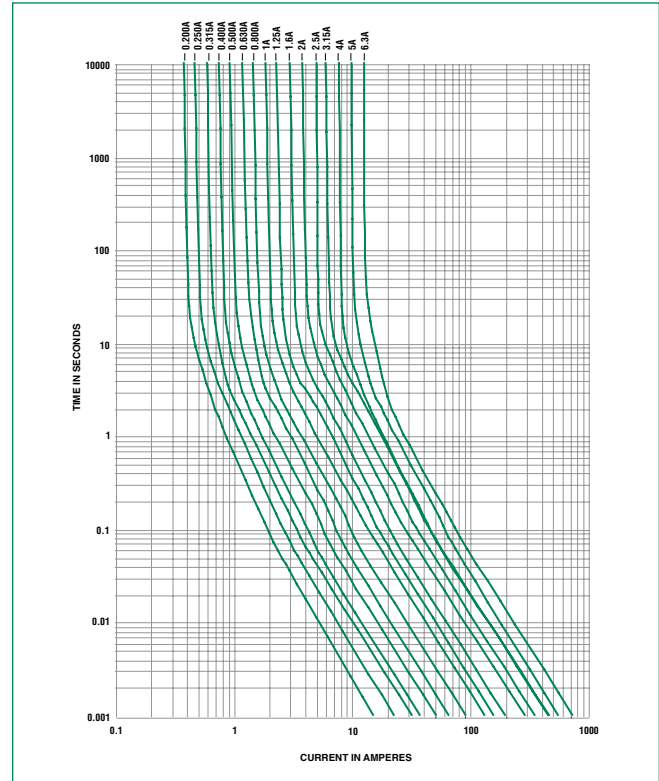
Electrical Characteristic Specifications by Item

| Amp Code | Ampere Rating | Voltage Rating (V) | Interrupting Rating | Nominal Cold Resistance (Ohms) | Nominal Melting I ² t (A ² sec) | Maximum Voltage Drop at Rated Current (mV) | Maximum Power Dissipation at 1.5I _n (W) | Agency Approvals | | | | | | | | |
|----------|---------------|--------------------|---------------------|--------------------------------|---|--|--|---|---|---|---|---|---|---|---|---|
| | | | | | | | |  |  |  |  |  |  |  |  |  |
| .200 | 0.2 | 250 | 35A@250Vac | 1.6000 | 0.22500 | 1500 | 1.6 | x | x | - | x | x | x | x | - | x |
| .250 | 0.25 | 250 | | 1.0495 | 0.55500 | 1300 | 1.6 | x | x | - | x | x | x | x | - | x |
| .315 | 0.315 | 250 | | 0.8475 | 1.14000 | 1100 | 1.6 | x | x | - | x | x | x | x | x | x |
| .400 | 0.4 | 250 | | 0.5350 | 1.36000 | 1000 | 1.6 | x | x | - | x | x | x | x | x | x |
| .500 | 0.5 | 250 | | 0.3700 | 2.90500 | 900 | 1.6 | x | x | - | x | x | x | x | x | x |
| .630 | 0.63 | 250 | | 0.2750 | 4.80000 | 300 | 1.6 | x | x | - | x | x | x | x | x | x |
| .800 | 0.8 | 250 | | 0.1635 | 9.42000 | 250 | 1.6 | x | x | - | x | x | x | x | x | x |
| 001. | 1 | 250 | | 0.1165 | 19.20000 | 150 | 1.6 | x | x | x | x | x | x | x | x | x |
| 1.25 | 1.25 | 250 | | 0.0817 | 27.15000 | 150 | 1.6 | x | x | x | x | x | x | x | x | x |
| 01.6 | 1.6 | 250 | | 0.0551 | 44.20000 | 150 | 1.6 | x | x | x | x | x | x | x | x | x |
| 002. | 2 | 250 | | 0.0452 | 92.70500 | 150 | 1.6 | x | x | x | x | x | x | x | x | x |
| 02.5 | 2.5 | 250 | | 0.0305 | 138.00000 | 120 | 1.6 | x | x | x | x | x | x | x | x | x |
| 3.15 | 3.15 | 250 | | 0.0231 | 202.00000 | 100 | 1.6 | x | x | x | x | x | x | x | x | x |
| 004. | 4 | 250 | | 40A@250Vac | 0.0170 | 226.50500 | 100 | 1.6 | x | x | x | x | x | x | x | x |
| 005. | 5 | 250 | | 50A@250Vac | 0.0116 | 314.00000 | 100 | 1.6 | x | x | x | x | x | x | x | x |
| 06.3 | 6.3 | 250 | 63A@250Vac | 0.0095 | 600.00000 | 100 | 1.6 | x | x | x | x | x | x | x | x | |

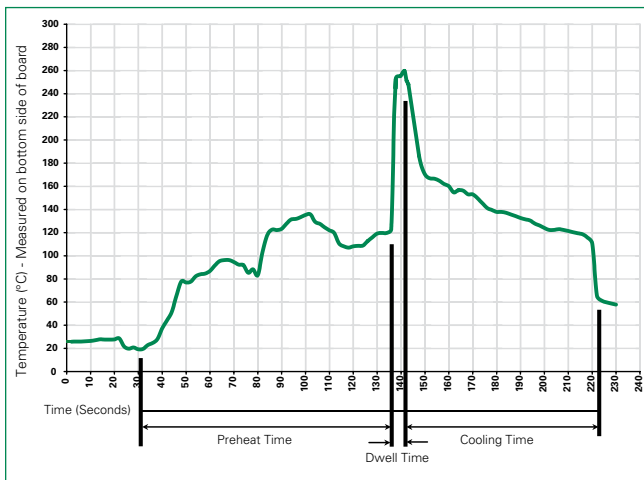
Temperature Re-rating Curve



Average Time Current Curves



Soldering Parameters - Wave Soldering



Recommended Process Parameters:

| Wave Parameter | Lead-Free Recommendation |
|---|-----------------------------------|
| Preheat: (Depends on Flux Activation Temperature) | (Typical Industry Recommendation) |
| Temperature Minimum: | 100° C |
| Temperature Maximum: | 150° C |
| Preheat Time: | 60-180 seconds |
| Solder Pot Temperature: | 260° C Maximum |
| Solder Dwell Time: | 2-5 seconds |

Recommended Hand-Solder Parameters:

Solder Iron Temperature: 350° C +/- 5°C
Heating Time: 5 seconds max.

Note: These devices are not recommended for IR or Convection Reflow process.

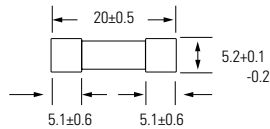
Product Characteristics

| | |
|--------------------------|--|
| Material | Body: Glass Cap: Nickel-plated brass Leads: Tin-plated Copper |
| Terminal Strength | MIL-STD-202, Method 211, Test Condition A |
| Solderability | MIL-STD-202, Method 208 |
| Product Marking | Cap1: Brand logo, current and voltage Cap2: Agency approval marks Series |
| Packaging | Available in Bulk (M=1000 pcs/pkg) or on Tape/ Reel (MRET1=1000 pcs/reel) |

| | |
|-----------------------|---|
| Operating Temperature | -55°C to +125°C |
| Thermal Shock | MIL-STD-202, Method 107, Test Condition B: (5 cycles -65°C to +125°C) |
| Vibration | MIL-STD-202, Method 201 |
| Humidity | MIL-STD-202, Method 103, Test Condition A. High RH (95%) and elevated temperature (40°C) for 240 hours. |
| Salt Spray | MIL-STD-202, Method 101, Test Condition B |

Dimensions

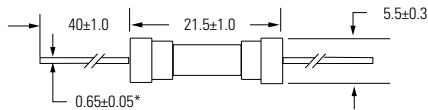
0213 000P



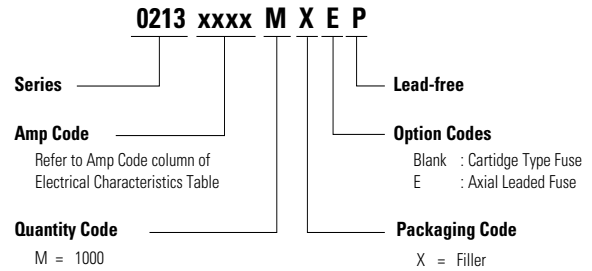
0213 000 XEP

Note:

- All dimensions in mm



Part Numbering System



Packaging

| Packaging Option | Packaging Specification | Quantity | Quantity & Packaging Code | Taping Width |
|-------------------|-------------------------|----------|---------------------------|------------------|
| 213 Series | | | | |
| Bulk | N/A | 1000 | MX | N/A |
| Bulk | N/A | 1000 | MXE | N/A |
| Reel and Tape | N/A | 1000 | MRET1 | T1=53mm (2.087") |
| Bulk | N/A | 1000 | MXG | N/A |
| Bulk | N/A | 1000 | MXB | N/A |
| Bulk | N/A | 100 | HX | N/A |

Looking for pricing, stock, or lifecycle information?

Click below to explore more details on WIN SOURCE:

 [View 0213005.MXBP on WIN SOURCE](#)

 [Littelfuse Inc. Information](#)

Optimize Your Supply Chain with WIN SOURCE Solutions

-  Global Sourcing Solution
-  Obsolete Management
-  Cost Control Management
-  Shortage Management
-  Alternative Solution
-  Excess Inventory Management