



THE DATASHEET OF SDT12S60




Silicon Carbide Schottky Diode

- Worlds first 600V Schottky diode
- Revolutionary semiconductor material - Silicon Carbide
- Switching behavior benchmark
- No reverse recovery
- No temperature influence on the switching behavior
- No forward recovery
- Pb-free lead plating; RoHS compliant
- Qualified according to JEDEC⁰⁾ for target applications

thinQ!TM SiC Schottky Diode
Product Summary

V_{RRM}	600	V
Q_C	30	nC
I_F	12	A

PG-TO220-2-2.



Type	Package	Ordering Code	Marking	Pin 1	Pin 2
SDT12S60	PG-TO220-2-2.	Q67040-S4470	D12S60	C	A

Maximum Ratings, at $T_j = 25\text{ }^\circ\text{C}$, unless otherwise specified

Parameter	Symbol	Value	Unit
Continuous forward current, $T_C=100^\circ\text{C}$	I_F	12	A
RMS forward current, $f=50\text{Hz}$	I_{FRMS}	17	
Surge non repetitive forward current, sine halfwave $T_C=25^\circ\text{C}$, $t_p=10\text{ms}$	I_{FSM}	36	
Repetitive peak forward current $T_j=150^\circ\text{C}$, $T_C=100^\circ\text{C}$, $D=0.1$	I_{FRM}	49	
Non repetitive peak forward current $t_p=10\mu\text{s}$, $T_C=25^\circ\text{C}$	I_{FMAX}	120	
i^2t value, $T_C=25^\circ\text{C}$, $t_p=10\text{ms}$	$\int i^2 dt$	6.48	A ² s
Repetitive peak reverse voltage	V_{RRM}	600	V
Surge peak reverse voltage	V_{RSM}	600	
Power dissipation, $T_C=25^\circ\text{C}$	P_{tot}	88.2	W
Operating and storage temperature	T_j, T_{stg}	-55... +175	$^\circ\text{C}$

⁰⁾J-STD20 and JESD22

Thermal Characteristics

Parameter	Symbol	Values			Unit
		min.	typ.	max.	
Characteristics					
Thermal resistance, junction - case	R_{thJC}	-	-	1.7	K/W
Thermal resistance, junction - ambient, leaded	R_{thJA}	-	-	62	

Electrical Characteristics, at $T_j = 25^\circ\text{C}$, unless otherwise specified

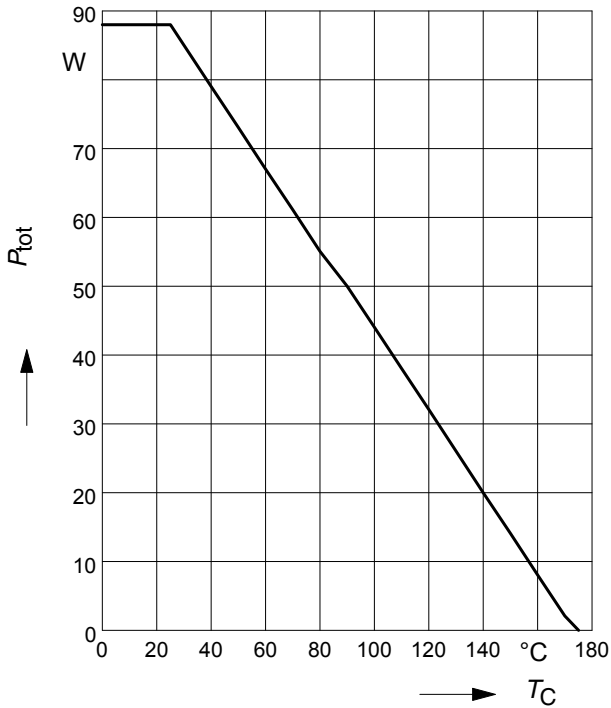
Parameter	Symbol	Values			Unit
		min.	typ.	max.	
Static Characteristics					
Diode forward voltage	V_F				V
$I_F=12\text{A}, T_j=25^\circ\text{C}$		-	1.5	1.7	
$I_F=12\text{A}, T_j=150^\circ\text{C}$		-	1.7	2.1	
Reverse current	I_R				μA
$V_R=600\text{V}, T_j=25^\circ\text{C}$		-	40	400	
$V_R=600\text{V}, T_j=150^\circ\text{C}$		-	100	2000	

Electrical Characteristics, at $T_j = 25\text{ °C}$, unless otherwise specified

Parameter	Symbol	Values			Unit
		min.	typ.	max.	
AC Characteristics					
Total capacitive charge $V_R=400\text{V}$, $I_F=12\text{A}$, $di_F/dt=200\text{A}/\mu\text{s}$, $T_j=150\text{°C}$	Q_C	-	30	-	nC
Switching time $V_R=400\text{V}$, $I_F=12\text{A}$, $di_F/dt=200\text{A}/\mu\text{s}$, $T_j=150\text{°C}$	t_{rr}	-	n.a.	-	ns
Total capacitance $V_R=1\text{V}$, $T_C=25\text{°C}$, $f=1\text{MHz}$ $V_R=300\text{V}$, $T_C=25\text{°C}$, $f=1\text{MHz}$ $V_R=600\text{V}$, $T_C=25\text{°C}$, $f=1\text{MHz}$	C	-	450 45 43	-	pF

1 Power dissipation

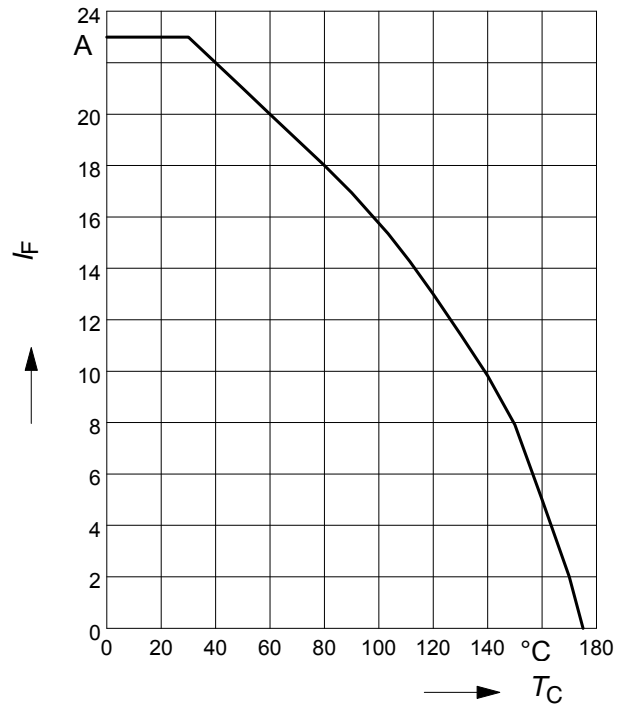
$P_{tot} = f(T_C)$



2 Diode forward current

$I_F = f(T_C)$

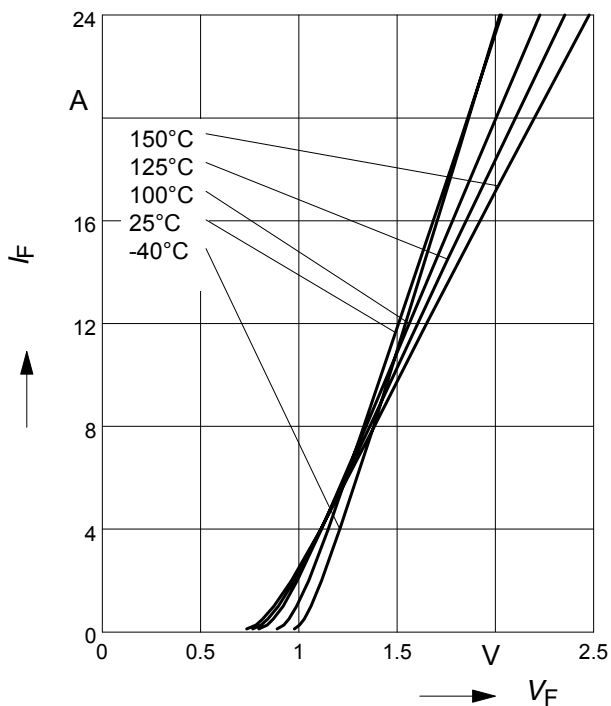
parameter: $T_j \leq 175^\circ\text{C}$



3 Typ. forward characteristic

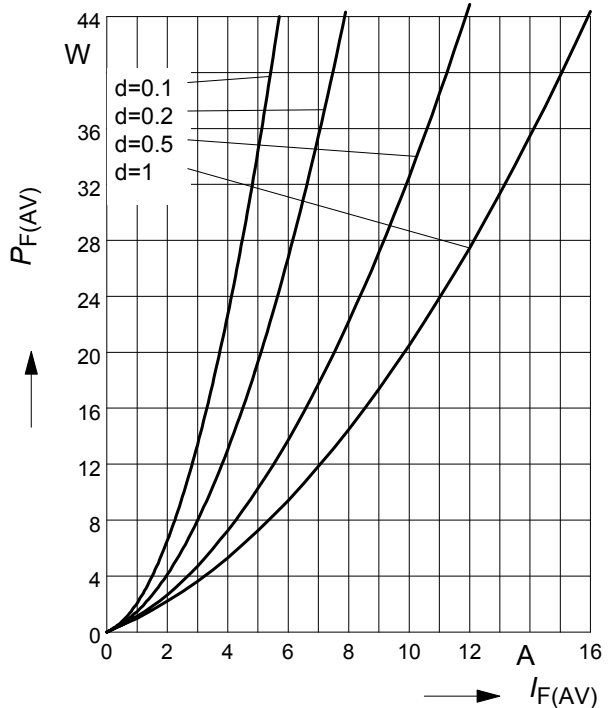
$I_F = f(V_F)$

parameter: $T_j, t_p = 350 \mu\text{s}$



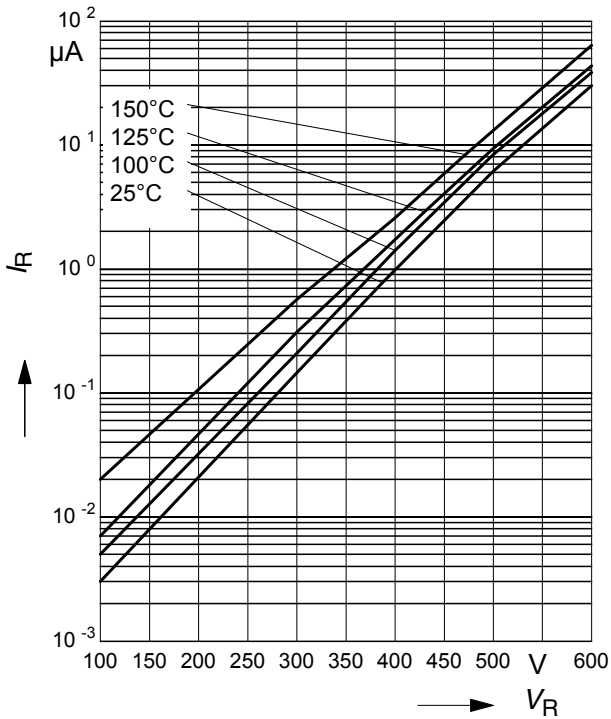
4 Typ. forward power dissipation vs. average forward current

$P_{F(AV)} = f(I_F) \quad T_C = 100^\circ\text{C}, d = t_p/T$



5 Typ. reverse current vs. reverse voltage

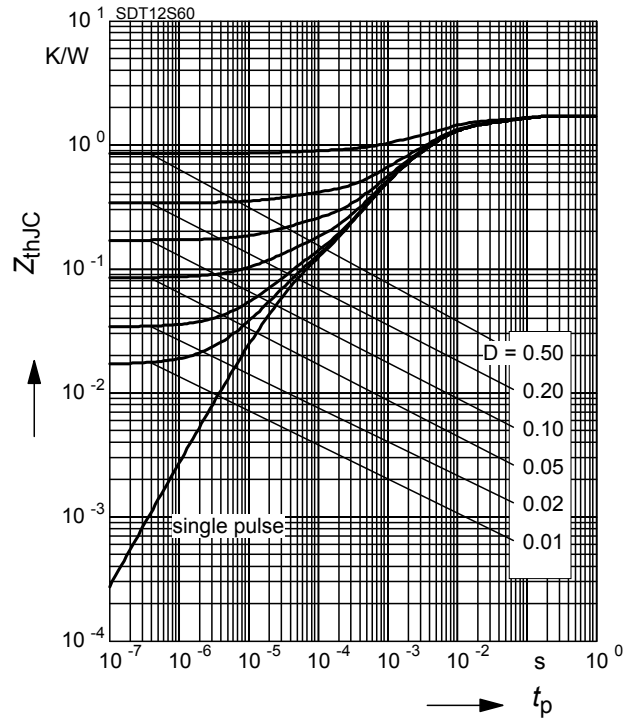
$$I_R = f(V_R)$$



6 Transient thermal impedance

$$Z_{thJC} = f(t_p)$$

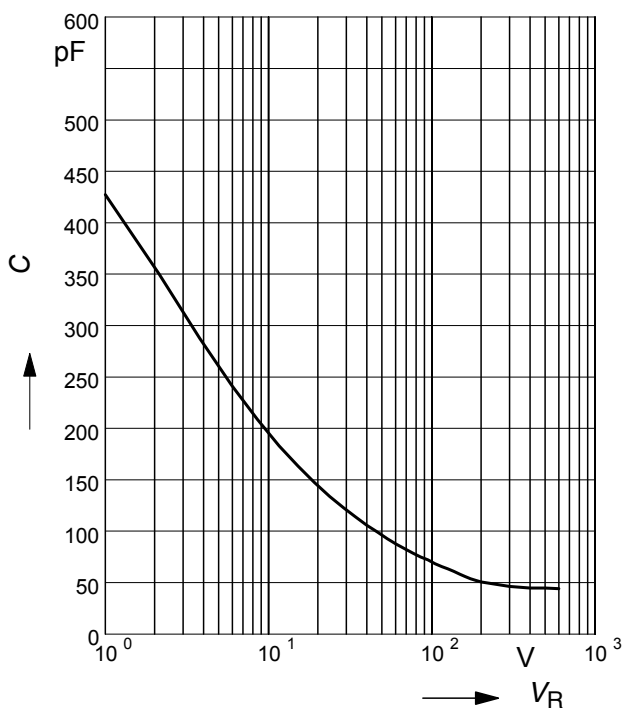
parameter : $D = t_p/T$



7 Typ. capacitance vs. reverse voltage

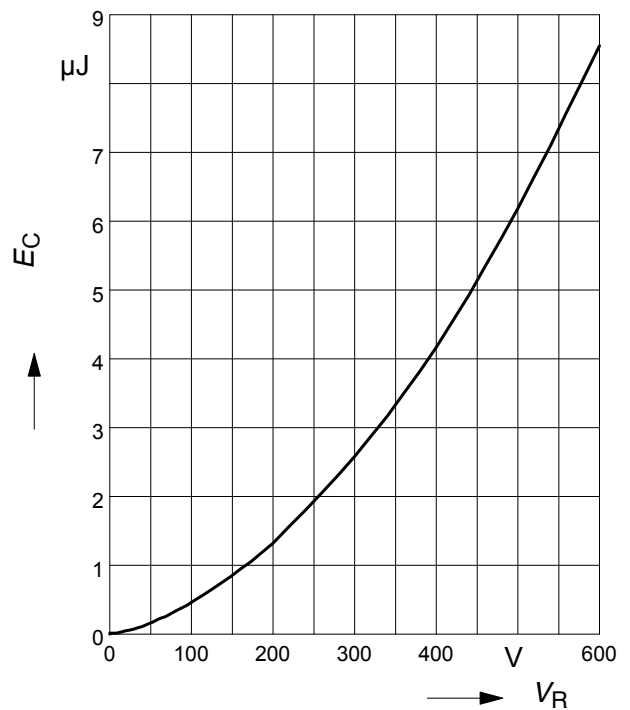
$$C = f(V_R)$$

parameter: $T_C = 25^\circ\text{C}$, $f = 1\text{ MHz}$



8 Typ. C stored energy

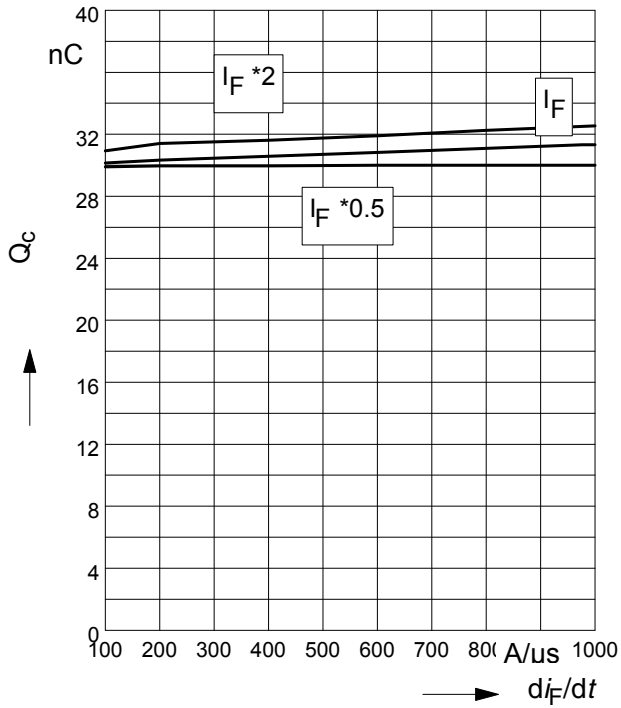
$$E_C = f(V_R)$$



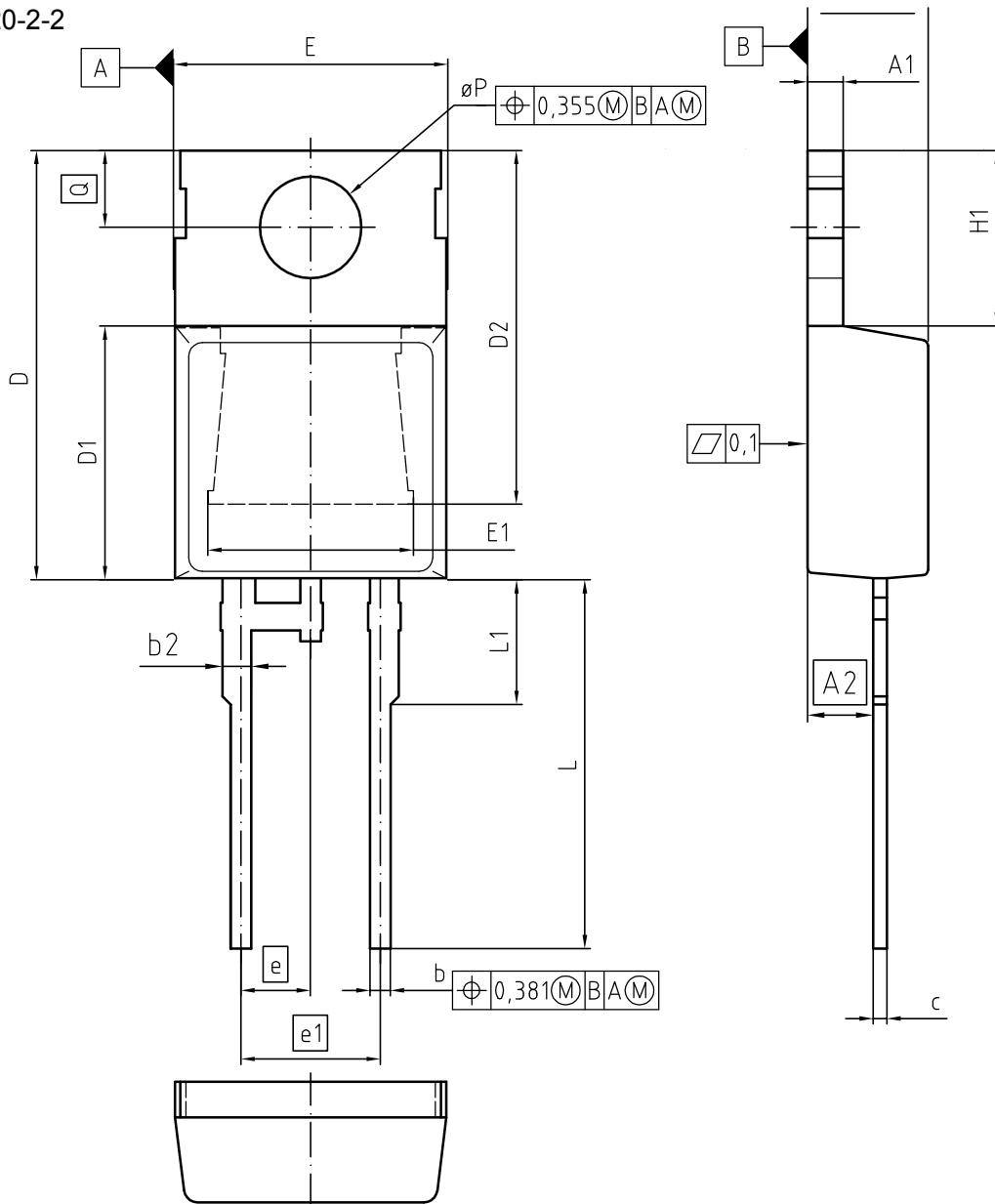
9 Typ. capacitive charge vs. current slope

$$Q_c = f(dI_F/dt)$$

parameter: $T_j = 150\text{ }^\circ\text{C}$



PG-TO-220-2-2



DIM	MILLIMETERS		INCHES	
	MIN	MAX	MIN	MAX
A	4.191	4.699	0.165	0.185
A1	1.170	1.400	0.046	0.055
A2	2.215	2.718	0.087	0.107
b	0.635	0.889	0.025	0.035
b2	0.950	1.651	0.037	0.065
c	0.330	0.635	0.013	0.025
D	14.808	15.950	0.583	0.628
D1	8.509	9.450	0.335	0.372
D2	12.850	14.245	0.506	0.561
E	9.677	10.363	0.381	0.408
E1	6.500	8.788	0.256	0.346
e	2.540		0.100	
e1	5.080		0.200	
N	2		2	
H1	5.900	6.900	0.232	0.272
L	12.700	14.000	0.500	0.551
L1	3.048	4.800	0.120	0.189
øP	3.550	3.886	0.140	0.153
Q	2.540	3.048	0.100	0.120

DOCUMENT NO. Z8B00003320
SCALE
EUROPEAN PROJECTION
ISSUE DATE 28-02-2007
REVISION 02

Published by
Infineon Technologies AG
81726 Munich, Germany
© 2008 Infineon Technologies AG
All Rights Reserved.

Legal Disclaimer

The information given in this document shall in no event be regarded as a guarantee of conditions or characteristics. With respect to any examples or hints given herein, any typical values stated herein and/or any information regarding the application of the device, Infineon Technologies hereby disclaims any and all warranties and liabilities of any kind, including without limitation, warranties of non-infringement of intellectual property rights of any third party.

Information

For further information on technology, delivery terms and conditions and prices, please contact the nearest Infineon Technologies Office (www.infineon.com).

Warnings

Due to technical requirements, components may contain dangerous substances. For information on the types in question, please contact the nearest Infineon Technologies Office. Infineon Technologies components may be used in life-support devices or systems only with the express written approval of Infineon Technologies, if a failure of such components can reasonably be expected to cause the failure of that life-support device or system or to affect the safety or effectiveness of that device or system. Life support devices or systems are intended to be implanted in the human body or to support and/or maintain and sustain and/or protect human life. If they fail, it is reasonable to assume that the health of the user or other persons may be endangered.

Looking for pricing, stock, or lifecycle information?

Click below to explore more details on WIN SOURCE:

- ⊖ [View SDT12S60 on WIN SOURCE](#)
- ⊖ [Infineon Technologies Information](#)

Optimize Your Supply Chain with WIN SOURCE Solutions

- ✓ Global Sourcing Solution
- ✓ Obsolete Management
- ✓ Cost Control Management
- ✓ Shortage Management
- ✓ Alternative Solution
- ✓ Excess Inventory Management