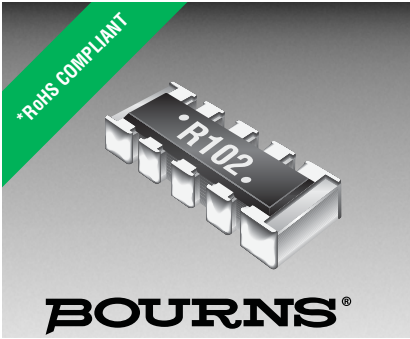




**THE DATASHEET OF
CAY17-472JALF**





Features

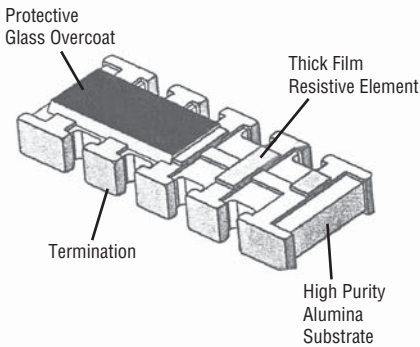
- JA version available to 100K ohms
- 10 pin with 8 resistors in bussed type for pull up/down circuit
- RoHS compliant*
- Convex termination style
- Resistance tolerance $\pm 5\%$
- E24 Series from 10 ohms to 43K ohms
- Suitable for all types of soldering processes
- Paper tape on plastic reel for automatic placement

Model CAY17 - Bussed Resistor Array

Characteristics

Number of Resistors .. 8 (bussed circuit)
 Power Rating per Resistor @ 70 °C 0.0625 W
 Package Power Rating @ 70 °C 0.250 W
 Operating Temperature Range -55 °C to +155 °C
 Derated to 0 Load @ +125 °C
 Max. Working Voltage 25 V
 Max. Overload Voltage 50 V
 Resistance Tolerance $\pm 5\%$
 Resistance Range/E24 Series
 JA version 10 ohms to 100K ohms
 JB version 10 ohms to 43K ohms
 T.C.R. ± 250 ppm/°C

Construction



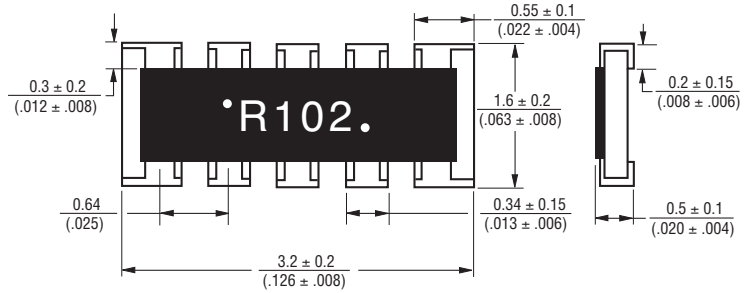
How To Order

CA Y 17 - 103 J A LF

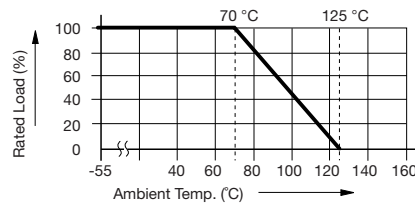
- Chip Arrays _____
- Type _____
- Y = Convex _____
- Model _____
- 17 = 1206 Package Size _____
- Resistance Code _____
- <10 ohms: "R" represents decimal point (example: 4R7 = 4.7 ohms).
- ≥ 10 ohms: First two digits are significant, third digit represents number of zeros to follow (example: 474 = 470K ohms)
 (JA range: 10 ohms to 100K ohms;
 JB range: 10 ohms to 43K ohms)
- Resistance Tolerance _____
- J = $\pm 5\%$ _____
- Resistors _____
- A = Common from terminal 5 to 10
 • B = Common from terminal 1 to 6
- Terminations _____
- LF = Tin-plated (RoHS compliant)

For Standard Values Used in Capacitors, Inductors, and Resistors, [click here](#).

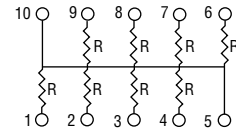
Product Dimensions



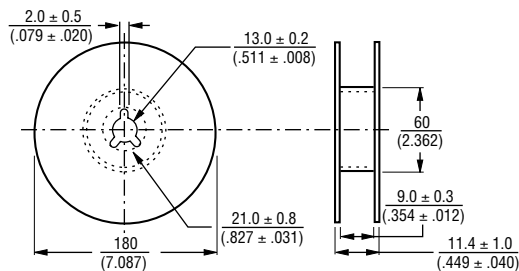
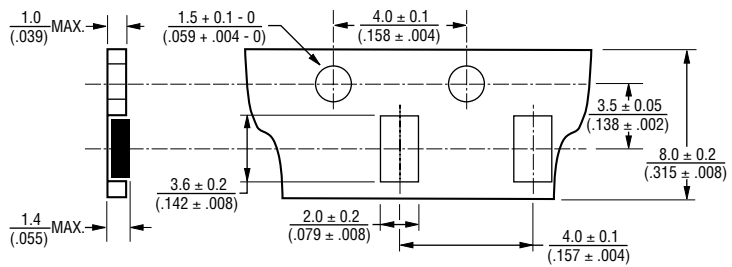
Derating Curve



Bussed Circuits - Option A



Packaging Dimensions



DIMENSIONS: $\frac{\text{MM}}{\text{(INCHES)}}$

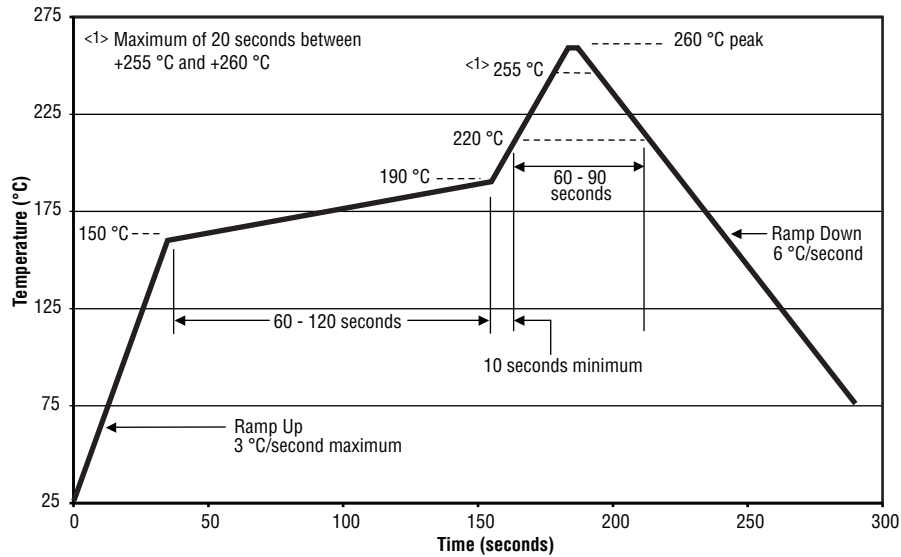
*RoHS Directive 2002/95/EC Jan. 27, 2003 including annex and RoHS Recast 2011/65/EU June 8, 2011. Specifications are subject to change without notice.

The device characteristics and parameters in this data sheet can and do vary in different applications and actual device performance may vary over time. Users should verify actual device performance in their specific applications.

Model CAY17 - Bussed Resistor Array

BOURNS®

Soldering Profile for RoHS Compliant Chip Resistors and Arrays



REV. 01/15

Specifications are subject to change without notice.

The device characteristics and parameters in this data sheet can and do vary in different applications and actual device performance may vary over time. Users should verify actual device performance in their specific applications.

Looking for pricing, stock, or lifecycle information?

Click below to explore more details on WIN SOURCE:

- ⊖ [View CAY17-472JALF on WIN SOURCE](#)
- ⊖ [Bourns Inc. Information](#)

Optimize Your Supply Chain with WIN SOURCE Solutions

- ✓ Global Sourcing Solution
- ✓ Obsolete Management
- ✓ Cost Control Management
- ✓ Shortage Management
- ✓ Alternative Solution
- ✓ Excess Inventory Management