



**THE DATASHEET OF  
SML4761A-E3/5A**



## Surface Mount Zener Diodes


**DO-214AC (SMA)**
**FEATURES**

- Plastic package has underwriters laboratory flammability classification 94 V-0
- For surface mounted applications
- Low Zener impedance
- Low regulation factor
- High temperature soldering guaranteed: 260 °C/10 s at terminals
- Standard voltage tolerance is  $\pm 10\%$ , suffix A  $\pm 5\%$
- AEC-Q101 qualified
- Material categorization: for definitions of compliance please see [www.vishay.com/doc?99912](http://www.vishay.com/doc?99912)


**RoHS**  
COMPLIANT

PRIMARY CHARACTERISTICS		
PARAMETER	VALUE	UNIT
$V_Z$ range nom.	3.3 to 100	V
Test current $I_{ZT}$	2.5 to 76	mA
$V_Z$ specification	Pulse current	
Int. construction	Single	

**MECHANICAL DATA**

Base P/N-E3 - RoHS-compliant, commercial grade

Base P/NHE3 - RoHS-compliant, AEC-Q101 qualified

ORDERING INFORMATION			
DEVICE NAME	ORDERING CODE	TAPED UNITS PER REEL	MINIMUM ORDER QUANTITY
SML4728 to SML4764A	SML4728-E3/5A SML4728HE3/5A	7500 (12 mm tape on 13" plastic reel)	
SML4728 to SML4764A	SML4728-E3/61 SML4728HE3/61	1800 (12 mm tape on 7" plastic reel)	

PACKAGE				
PACKAGE NAME	WEIGHT	MOLDING COMPOUND FLAMMABILITY RATING	MOISTURE SENSITIVITY LEVEL	SOLDERING CONDITIONS
DO-214AC	64 mg	UL 94 V-0	MSL level 1 (according J-STD-020)	260 °C/10 s at terminals

ABSOLUTE MAXIMUM RATINGS ( $T_{amb} = 25\text{ °C}$ , unless otherwise specified)				
PARAMETER	TEST CONDITION	SYMBOL	VALUE	UNIT
Power dissipation	$T_L = 75\text{ °C}$	$P_{tot}$	1000	mW
Junction temperature		$T_j$	150	°C
Storage temperature range		$T_{stg}$	-65 to +150	°C



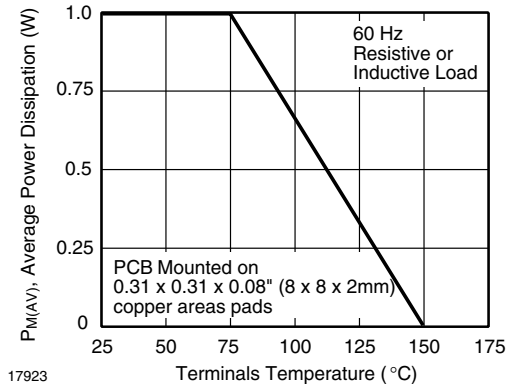
ELECTRICAL CHARACTERISTICS ( $T_{amb} = 25\text{ }^{\circ}\text{C}$ , unless otherwise specified)									
PART NUMBER	MARKING CODE	ZENER VOLTAGE RANGE	TEST CURRENT		REVERSE CURRENT		DYNAMIC RESISTANCE		SURGE CURRENT <sup>(1)</sup>
		$V_Z$ at $I_{ZT1}$	$I_{ZT1}$	$I_{ZT2}$	$I_R$ at $V_R$		$Z_Z$ at $I_{ZT1}$	$Z_{ZK}$ at $I_{ZT2}$	$I_{RM}$
		V	mA		$\mu\text{A}$	V	$\Omega$		$\text{mA}_{pk}$
		NOM.			MAX.		MAX.	MAX.	MAX.
SML4728	3P3	3.3	76	1	100	1	10	400	1380
SML4729	3P6	3.6	69	1	100	1	10	400	1260
SML4730	3P9	3.9	64	1	50	1	9	400	1190
SML4731	4P3	4.3	58	1	10	1	9	400	1070
SML4732	4P7	4.7	53	1	10	1	8	500	970
SML4733	5P1	5.1	49	1	10	1	7	550	890
SML4734	5P6	5.6	45	1	10	2	5	600	810
SML4735	6P2	6.2	41	1	10	3	2	700	730
SML4736	6P8	6.8	37	1	10	4	3.5	700	660
SML4737	7P5	7.5	34	0.5	10	5	4	700	605
SML4738	8P2	8.2	31	0.5	10	6	4.5	700	550
SML4739	9P1	9.1	28	0.5	10	7	5	700	500
SML4740	10	10	25	0.25	10	7.6	7	700	454
SML4741	11	11	23	0.25	5	8.4	8	700	414
SML4742	12	12	21	0.25	5	9.1	9	700	380
SML4743	13	13	19	0.25	5	9.9	10	700	344
SML4744	15	15	17	0.25	5	11.4	14	700	305
SML4745	16	16	15.5	0.25	5	12.2	16	700	285
SML4746	18	18	14	0.25	5	13.7	20	750	250
SML4747	20	20	12.5	0.25	5	15.2	22	750	225
SML4748	22	22	11.5	0.25	5	16.7	23	750	205
SML4749	24	24	10.5	0.25	5	18.2	25	750	190
SML4750	27	27	9.5	0.25	5	20.6	35	750	170
SML4751	30	30	8.5	0.25	5	22.8	40	1000	150
SML4752	33	33	7.5	0.25	5	25.1	45	1000	135
SML4753	36	36	7	0.25	5	27.4	50	1000	125
SML4754	39	39	6.5	0.25	5	29.7	60	1000	115
SML4755	43	43	6	0.25	5	32.7	70	1500	110
SML4756	47	47	5.5	0.25	5	35.8	80	1500	95
SML4757	51	51	5	0.25	5	38.8	95	1500	90
SML4758	56	56	4.5	0.25	5	42.6	110	2000	80
SML4759	62	62	4	0.25	5	47.1	125	2000	70
SML4760	68	68	3.7	0.25	5	51.7	150	2000	65
SML4761	75	75	3.3	0.25	5	56	175	2000	60
SML4762	82	82	3	0.25	5	62.2	200	3000	55
SML4763	91	91	2.8	0.25	5	69.2	250	3000	50
SML4764	100	100	2.5	0.25	5	76	350	3000	45

**Note**

<sup>(1)</sup> Surge current is a non-repetitive, 8.3 ms pulse width square wave or equivalent sine-wave superimposed on  $I_{ZT}$  per JEDEC<sup>®</sup> method

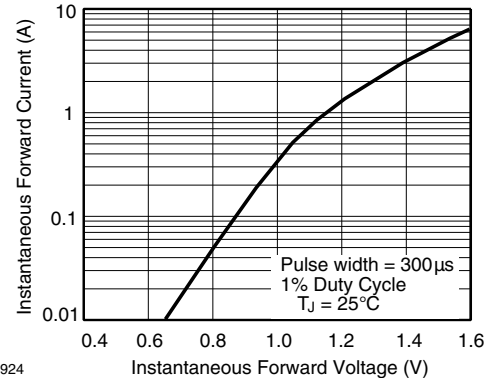


BASIC CHARACTERISTICS (T<sub>amb</sub> = 25 °C, unless otherwise specified)



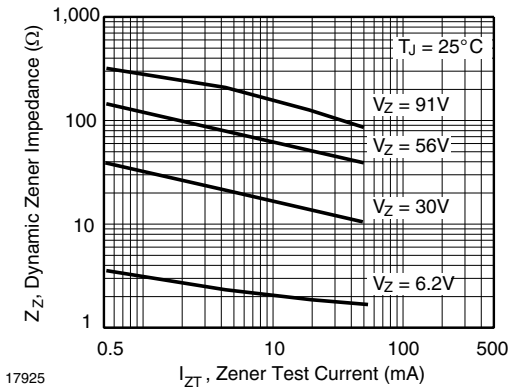
17923

Fig. 1 - Maximum Continuous Power Dissipation



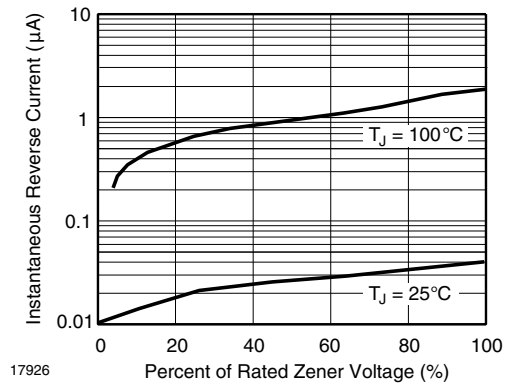
17924

Fig. 4 - Typical Instantaneous Forward Characteristics for SML4763



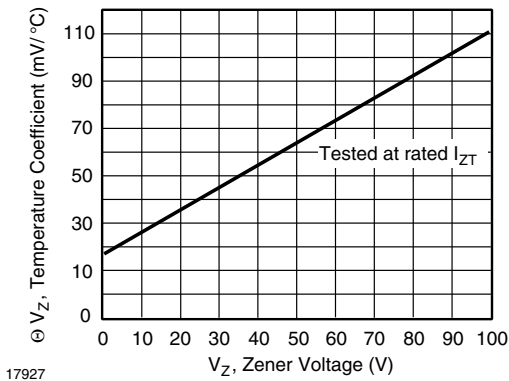
17925

Fig. 2 - Typical Zener Impedance



17926

Fig. 5 - Typical Reverse Characteristics

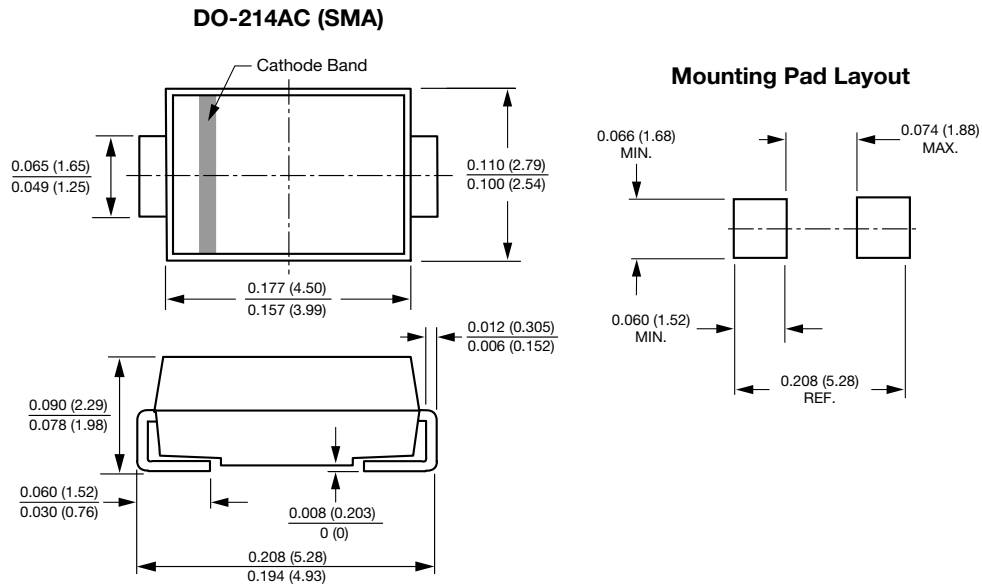


17927

Fig. 3 - Typical Temperature Coefficients



## PACKAGE DIMENSIONS in inches (millimeters): DO-214AC





## Disclaimer

ALL PRODUCT, PRODUCT SPECIFICATIONS AND DATA ARE SUBJECT TO CHANGE WITHOUT NOTICE TO IMPROVE RELIABILITY, FUNCTION OR DESIGN OR OTHERWISE.

Vishay Intertechnology, Inc., its affiliates, agents, and employees, and all persons acting on its or their behalf (collectively, "Vishay"), disclaim any and all liability for any errors, inaccuracies or incompleteness contained in any datasheet or in any other disclosure relating to any product.

Vishay makes no warranty, representation or guarantee regarding the suitability of the products for any particular purpose or the continuing production of any product. To the maximum extent permitted by applicable law, Vishay disclaims (i) any and all liability arising out of the application or use of any product, (ii) any and all liability, including without limitation special, consequential or incidental damages, and (iii) any and all implied warranties, including warranties of fitness for particular purpose, non-infringement and merchantability.

Statements regarding the suitability of products for certain types of applications are based on Vishay's knowledge of typical requirements that are often placed on Vishay products in generic applications. Such statements are not binding statements about the suitability of products for a particular application. It is the customer's responsibility to validate that a particular product with the properties described in the product specification is suitable for use in a particular application. Parameters provided in datasheets and/or specifications may vary in different applications and performance may vary over time. All operating parameters, including typical parameters, must be validated for each customer application by the customer's technical experts. Product specifications do not expand or otherwise modify Vishay's terms and conditions of purchase, including but not limited to the warranty expressed therein.

Except as expressly indicated in writing, Vishay products are not designed for use in medical, life-saving, or life-sustaining applications or for any other application in which the failure of the Vishay product could result in personal injury or death. Customers using or selling Vishay products not expressly indicated for use in such applications do so at their own risk. Please contact authorized Vishay personnel to obtain written terms and conditions regarding products designed for such applications.

No license, express or implied, by estoppel or otherwise, to any intellectual property rights is granted by this document or by any conduct of Vishay. Product names and markings noted herein may be trademarks of their respective owners.

## Material Category Policy


**Vishay Intertechnology, Inc. hereby certifies that all its products that are identified as RoHS-Compliant fulfill the definitions and restrictions defined under Directive 2011/65/EU of The European Parliament and of the Council of June 8, 2011 on the restriction of the use of certain hazardous substances in electrical and electronic equipment (EEE) - recast, unless otherwise specified as non-compliant.**

**Please note that some Vishay documentation may still make reference to RoHS Directive 2002/95/EC. We confirm that all the products identified as being compliant to Directive 2002/95/EC conform to Directive 2011/65/EU.**

**Vishay Intertechnology, Inc. hereby certifies that all its products that are identified as Halogen-Free follow Halogen-Free requirements as per JEDEC JS709A standards. Please note that some Vishay documentation may still make reference to the IEC 61249-2-21 definition. We confirm that all the products identified as being compliant to IEC 61249-2-21 conform to JEDEC JS709A standards.**

## Looking for pricing, stock, or lifecycle information?

Click below to explore more details on WIN SOURCE:

 [View SML4761A-E3/5A on WIN SOURCE](#)

 [Vishay Information](#)

## Optimize Your Supply Chain with WIN SOURCE Solutions

-  Global Sourcing Solution
-  Obsolete Management
-  Cost Control Management
-  Shortage Management
-  Alternative Solution
-  Excess Inventory Management