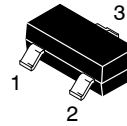


N-Channel JFET Low-Frequency Low-Noise Amplifier



1. Drain
2. Source
3. Gate

BSR58

SOT-23
CASE 318-08

Description

This device is designed for low-power chopper or switching application sourced from process 51.

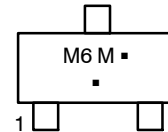
ABSOLUTE MAXIMUM RATINGS

($T_C = 25^\circ\text{C}$ unless otherwise noted)

Symbol	Parameter	Value	Unit
V_{DG0}	Drain-Source Voltage	40	V
V_{GSO}	Gate-Source Voltage	-40	V
I_{GF}	Forward Gate Current	50	mA
P_{tot}	Total Power Dissipation Up to $T_{amb} = 40^\circ\text{C}$	250	mW
T_{STG}	Storage Temperature Range	-55 to +150	$^\circ\text{C}$
T_J	Junction Temperature	150	$^\circ\text{C}$

Stresses exceeding those listed in the Maximum Ratings table may damage the device. If any of these limits are exceeded, device functionality should not be assumed, damage may occur and reliability may be affected.

MARKING DIAGRAM



- M6 = Specific Device Code
- M = Date Code
- = Pb-Free Package

(Note: Microdot may be in either location)

ORDERING INFORMATION

Device	Package	Shipping†
BSR58	SOT-23 (Pb-Free)	3000 / Tape & Reel

†For information on tape and reel specifications, including part orientation and tape sizes, please refer to our Tape and Reel Packaging Specification Brochure, BRD8011/D.

ELECTRICAL CHARACTERISTICS ($T_C = 25^\circ\text{C}$ unless otherwise noted)

Symbol	Parameter	Test Condition	Min.	Typ.	Max.	Units
BV_{GSS}	Gate-Source Voltage	$V_{DS} = 0\text{ V}, I_C = 1.0\ \mu\text{A}$	40.0	-	-	V
I_{GSS}	Gate Reverse Current	$V_{GS} = 20\text{ V}$	-	-	1.0	nA
I_{DSS}	Zero-Gate Voltage Drain Current	$V_{DS} = 15\text{ V}, V_{GS} = 0\text{ V}$	8.0	-	80.0	mA
$V_{GS(off)}$	Gate-Source Cut-off Voltage	$V_{DS} = 15\text{ V}, I_D = 0.5\text{ nA}$	0.8	-	4.0	V
$V_{DS(on)}$	Drain-Source On Voltage	$V_{GS} = 0\text{ V}, I_D = 5\text{ mA}$	-	-	0.4	V
$r_{ds(on)}$	Drain-Source On Reverse	$V_{GS} = 0\text{ V}, I_D = 0\text{ mA}$	-	-	60.0	Ω
C_{rss}	Reverse Transfer Capacitance	$V_{DS} = 0\text{ V}, V_{GS} = 10\text{ V}$	-	-	5.0	pF
t_d	Delay Time	$V_{DD} = 10\text{ V}, V_{GS(on)} = 0\text{ V}$ $I_D = 10\text{ mA}, V_{GS(off)} = 10.0\text{ V}$	-	-	10.0	ns
t_r	Rise Time		-	-	10.0	
t_{off}	Turn-off Time		-	-	100.0	

Product parametric performance is indicated in the Electrical Characteristics for the listed test conditions, unless otherwise noted. Product performance may not be indicated by the Electrical Characteristics if operated under different conditions.

onsemi, **Onsemi**, and other names, marks, and brands are registered and/or common law trademarks of Semiconductor Components Industries, LLC dba "**onsemi**" or its affiliates and/or subsidiaries in the United States and/or other countries. **onsemi** owns the rights to a number of patents, trademarks, copyrights, trade secrets, and other intellectual property. A listing of **onsemi**'s product/patent coverage may be accessed at www.onsemi.com/site/pdf/Patent-Marking.pdf. **onsemi** reserves the right to make changes at any time to any products or information herein, without notice. The information herein is provided "as-is" and **onsemi** makes no warranty, representation or guarantee regarding the accuracy of the information, product features, availability, functionality, or suitability of its products for any particular purpose, nor does **onsemi** assume any liability arising out of the application or use of any product or circuit, and specifically disclaims any and all liability, including without limitation special, consequential or incidental damages. Buyer is responsible for its products and applications using **onsemi** products, including compliance with all laws, regulations and safety requirements or standards, regardless of any support or applications information provided by **onsemi**. "Typical" parameters which may be provided in **onsemi** data sheets and/or specifications can and do vary in different applications and actual performance may vary over time. All operating parameters, including "Typicals" must be validated for each customer application by customer's technical experts. **onsemi** does not convey any license under any of its intellectual property rights nor the rights of others. **onsemi** products are not designed, intended, or authorized for use as a critical component in life support systems or any FDA Class 3 medical devices or medical devices with a same or similar classification in a foreign jurisdiction or any devices intended for implantation in the human body. Should Buyer purchase or use **onsemi** products for any such unintended or unauthorized application, Buyer shall indemnify and hold **onsemi** and its officers, employees, subsidiaries, affiliates, and distributors harmless against all claims, costs, damages, and expenses, and reasonable attorney fees arising out of, directly or indirectly, any claim of personal injury or death associated with such unintended or unauthorized use, even if such claim alleges that **onsemi** was negligent regarding the design or manufacture of the part. **onsemi** is an Equal Opportunity/Affirmative Action Employer. This literature is subject to all applicable copyright laws and is not for resale in any manner.

ADDITIONAL INFORMATION

TECHNICAL PUBLICATIONS:



Technical Library: www.onsemi.com/design/resources/technical-documentation
onsemi Website: www.onsemi.com

ONLINE SUPPORT: www.onsemi.com/support

For additional information, please contact your local Sales Representative at www.onsemi.com/support/sales

Looking for pricing, stock, or lifecycle information?

Click below to explore more details on WIN SOURCE:

-  [View BSR58 on WIN SOURCE](#)
-  [Fairchild/ON Semiconductor](#) Information

Optimize Your Supply Chain with WIN SOURCE Solutions

-  Global Sourcing Solution
-  Obsolete Management
-  Cost Control Management
-  Shortage Management
-  Alternative Solution
-  Excess Inventory Management