



THE DATASHEET OF MB8STR

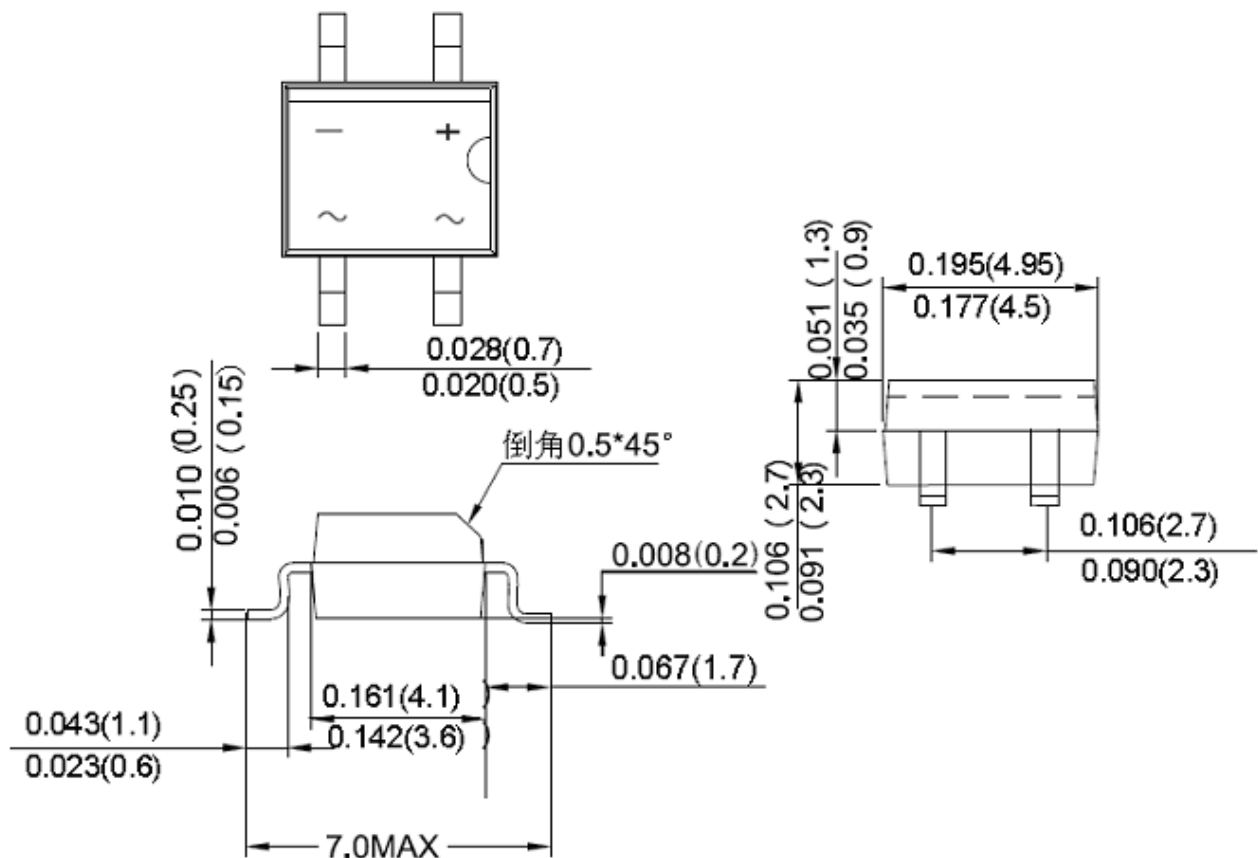


MB05S THRU MB10S
Single-Phase 0.8A Surface Mount Glass Passivated Bridge Rectifier
Features:

- Glass passivated die construction
- Low leakage
- Ideal for printed circuit board
- Surge overload rating-30A peak
- Designed for Surface Mount Application
- Plastic Material-UL Flammability 94V-0

Mechanical Data:

- Case: Reliable low cost construction utilizing molded plastic technique
- Terminals: Plated Leads Solderable per MILSTD-202,Method208
- Polarity: As Marked on Case
- Mounting Position: Any
- Marking: Type Number

Mechanical Dimensions: In Inches/mm

MBS



MB05S-MB10S

Technical Data
Data Sheet N0529, Rev. B
Ordering Information:

Green Products

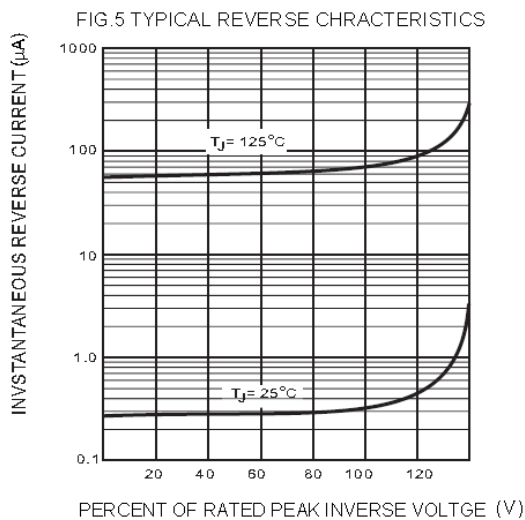
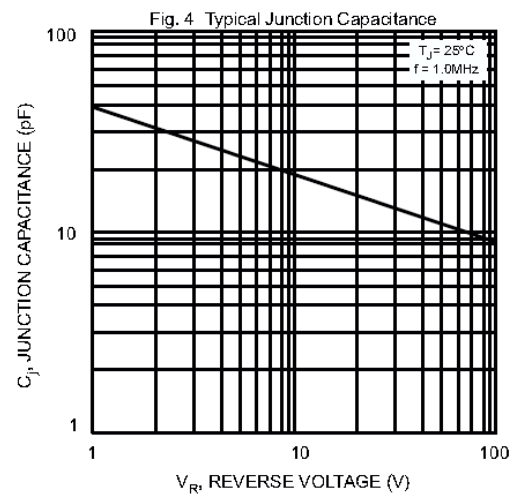
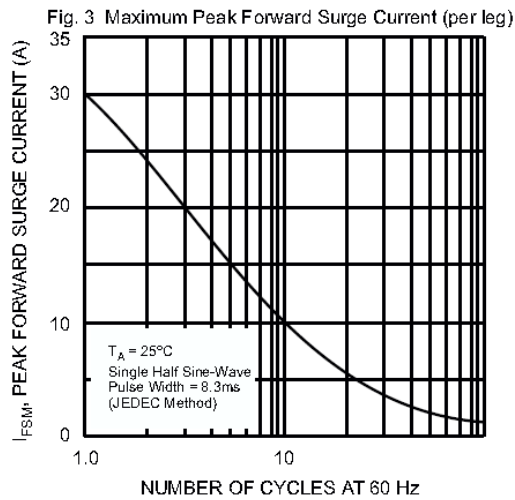
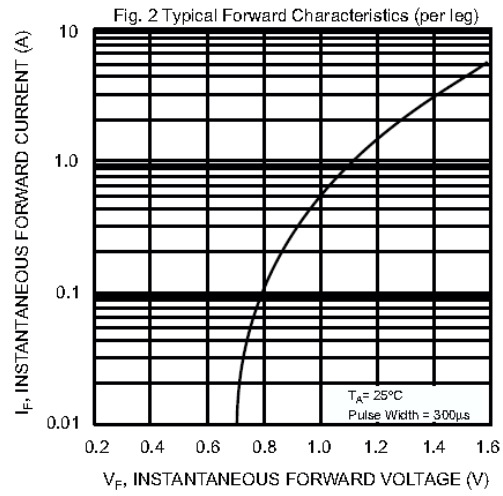
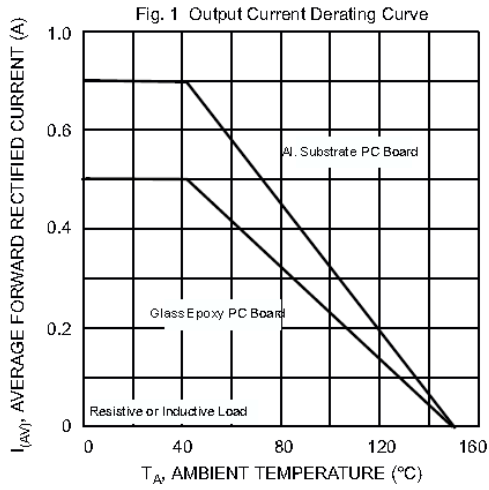
Device	Package	Shipping
MB05S-MB10S	MBS (Pb-Free)	3000pcs / reel

For information on tape and reel specifications, including part orientation and tape sizes, please refer to our Tape and Reel Packaging Specification.

Maximum Ratings and Electrical Characteristics @ $T_A=25^\circ\text{C}$ unless otherwise specified

Characteristic	Symbol	MB05S	MB1S	MB2S	MB4S	MB6S	MB8S	MB10S	Unit
Peak Repetitive Reverse Voltage Working Peak Reverse Voltage DC Blocking Voltage	V_{RRM} V_{RWM} V_{DC}	50	100	200	400	600	800	1000	V
RMS Reverse Voltage	V_{RMS}	35	70	140	280	420	560	700	V
Average forward rectified output current (Note 1) @ $T_A = 40^\circ\text{C}$ (Note 2) @ $T_A = 40^\circ\text{C}$	I_O	0.5 0.8							A
Non-Repetitive Peak Forward Surge Current 8.3ms Single half sine-wave superimposed on rated load (JEDEC Method)	I_{FSM}	30							A
Forward Voltage (per element) @ $I_F = 0.8\text{A}$	V_{FM}	1.1							V
Peak Reverse Current @ $T_A = 25^\circ\text{C}$ At Rated DC Blocking Voltage @ $T_A = 125^\circ\text{C}$	I_{RM}	5 500							μA
Typical Junction Capacitance(per leg) (Note 3)	C_J	13							pF
Typical Thermal Resistance (per leg)	$R_{\theta JA}$ $R_{\theta JL}$	70 20							$^\circ\text{C/W}$
Operating and Storage Temperature Range	T_J, T_{STG}	-55 to +150							$^\circ\text{C}$

Note: 1. Mounted on glass epoxy PC board with 1.3mm² solder pad.
 2. Mounted on aluminum substrate PC board with 1.3mm² solder pad.
 3. Measured at 1.0 MHz and applied reverse voltage of 4.0 VDC







DISCLAIMER:

- 1- The information given herein, including the specifications and dimensions, is subject to change without prior notice to improve product characteristics. Before ordering, purchasers are advised to contact the SMC - Sangdest Microelectronics (Nanjing) Co., Ltd sales department for the latest version of the datasheet(s).
- 2- In cases where extremely high reliability is required (such as use in nuclear power control, aerospace and aviation, traffic equipment, medical equipment , and safety equipment) , safety should be ensured by using semiconductor devices that feature assured safety or by means of users' fail-safe precautions or other arrangement .
- 3- In no event shall SMC - Sangdest Microelectronics (Nanjing) Co., Ltd be liable for any damages that may result from an accident or any other cause during operation of the user's units according to the datasheet(s). SMC - Sangdest Microelectronics (Nanjing) Co., Ltd assumes no responsibility for any intellectual property claims or any other problems that may result from applications of information, products or circuits described in the datasheets.
- 4- In no event shall SMC - Sangdest Microelectronics (Nanjing) Co., Ltd be liable for any failure in a semiconductor device or any secondary damage resulting from use at a value exceeding the absolute maximum rating.
- 5- No license is granted by the datasheet(s) under any patents or other rights of any third party or SMC - Sangdest Microelectronics (Nanjing) Co., Ltd.
- 6- The datasheet(s) may not be reproduced or duplicated, in any form, in whole or part, without the expressed written permission of SMC - Sangdest Microelectronics (Nanjing) Co., Ltd.
- 7- The products (technologies) described in the datasheet(s) are not to be provided to any party whose purpose in their application will hinder maintenance of international peace and safety nor are they to be applied to that purpose by their direct purchasers or any third party. When exporting these products (technologies), the necessary procedures are to be taken in accordance with related laws and regulations..

Looking for pricing, stock, or lifecycle information?

Click below to explore more details on WIN SOURCE:

-  [View MB8STR on WIN SOURCE](#)
-  [SMC Diode Solutions](#) Information

Optimize Your Supply Chain with WIN SOURCE Solutions

-  Global Sourcing Solution
-  Obsolete Management
-  Cost Control Management
-  Shortage Management
-  Alternative Solution
-  Excess Inventory Management