



THE DATASHEET OF 90BYHW





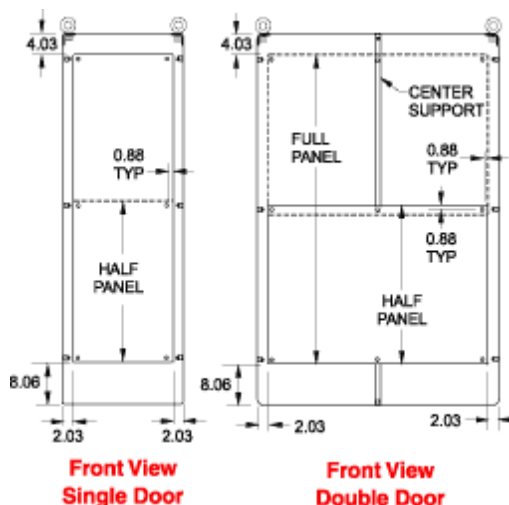
Quality Products. Service Excellence.

Inner Panels

1418FS and HN4FS Series Enclosures



- Formed from 10 gauge or 12 gauge steel.
- All double door width panels are 10 gauge steel.
- Width panels are available in full or half height.
- Depth panels are available in full height only.
- Depth and width panels are provided with all mounting hardware and center support where required.
- Half panel can be mounted in the top or bottom half of the enclosure.
- Finished in white.



Single Door Width Panels

Steel		Galv. Steel			
Part No.	Part No.	Description	Enclosure Size	Panel Size	
60TWF	60TWF	Full Panel	60 x 24	48.00 x 20	
60TWH	60TWH	Half Panel		24.87 x 20	
72WF	72WF	Full Panel	72 x 24	60.00 x 20	
72WH	72WH	Half Panel		30.87 x 20	
90YWF	90YWF	Full Panel	90 x 24	78.00 x 20	
90YWH	90YWH	Half Panel		39.87 x 20	
72XF	72XF	Full Panel	72 x 30	60.00 x 26	
72XH	72XH	Half Panel		30.87 x 26	
60TYF	60TYF	Full Panel	60 x 36	48.00 x 32	
60TYH	60TYH	Half Panel		24.87 x 32	
72YF	72YF	Full Panel	72 x 36	60.00 x 32	
72YH	72YH	Half Panel		30.87 x 32	
90YF	90YF	Full Panel	90 x 36	78.00 x 32	
90YH	90YH	Half Panel		39.87 x 32	

Double Door Width Panels

Steel		Galv. Steel	
-------	--	-------------	--

Steel Part No.	Galv. Steel Part No.	Description	Enclosure	Panel Size
60AWFW	60AWFWG	Full Panel	60 x 48	48.00 x 44
60AHW	60AHWG	Half Panel		24.88 x 44
72ZFW	72ZFWG	Full Panel	72 x 48	60.00 x 44
72ZHW	72ZHWG	Half Panel		30.88 x 44
72ZFW	72ZFWG	Full Panel	72 x 60	60.00 x 56
72ZHW	72ZHWG	Half Panel		30.88 x 56
72ZYFW	72ZYFWG	Full Panel	72 x 72	60.00 x 68
72ZYHW	72ZYHWG	Half Panel		30.88 x 68
90BFW	90BFWG	Full Panel	90 x 48	78.00 x 44
90BHW	90BHWG	Half Panel		39.88 x 44
90BYFW	90BYFWG	Full Panel	90 x 72	78.00 x 68
90BYHW	90BYHWG	Half Panel		39.88 x 68

Depth Panels



Part No.	Encl. Height	Encl. Min Depth	Panel W	Panel H
60FD14	60.00	18.00	14.00	48.00
72FD9	72.00	18.00	9.00	60.00
72FD14	72.00	18.00	14.00	60.00
72FD20	72.00	24.00	20.00	60.00
72FD26	72.00	36.00	26.00	60.00
90FD9	90.00	18.00	9.00	78.00
90FD14	90.00	18.00	14.00	78.00
90FD20	90.00	24.00	20.00	78.00
90FD26	90.00	36.00	26.00	78.00

Data subject to change without notice

© 2019. Hammond Manufacturing Ltd. All rights reserved.

Looking for pricing, stock, or lifecycle information?

Click below to explore more details on WIN SOURCE:

-  [View 90BYHW on WIN SOURCE](#)
-  [Hammond Manufacturing Information](#)

Optimize Your Supply Chain with WIN SOURCE Solutions

-  Global Sourcing Solution
-  Obsolete Management
-  Cost Control Management
-  Shortage Management
-  Alternative Solution
-  Excess Inventory Management