




**THE DATASHEET OF
1210L350SLWR**



LoRho Surface Mount Series



Agency Approvals

Agency	Agency File Number
	E183209
	R50119118

Applications

- USB peripherals including new USB 3.0 / 2.0 ports
- Li-ion / Li-Polymer battery packs
- Smart phones
- Tablet and Notebook PCs
- E-readers
- LCD / LED HDTV
- Computer peripherals
- Digital cameras and video cameras
- Hard disk drives
- Game consoles

Additional Information



Datasheet



Resources



Samples

Description

Littelfuse LoRho Surface Mount PPTC (Polymer Positive Temperature Coefficient) devices provide overcurrent protection for applications where ultra low internal resistance, ultra low voltage drop and automatic resettable protection are desired. This new series allows a higher hold current device in a smaller factor and lower profile as compared to a standard PPTC. It offers ultra low internal resistance while maintaining the high level electrical characteristics and performances of standard PPTC products. All devices are UL recognized and TUV approved and have maximum fault current of 50A. They are available in 0402 to 2920 sizes while the hold current ranges from 100mA to 7A.

Littelfuse 0402 size LoRho SMD PPTC is the smallest size surface mounted PPTC device available in the market.

Features

- Ultra low internal resistance
- Very thin profile
- Miniature size saves board space
- Allows a higher hold current device in a smaller factor and lower profile as compared to a standard PPTC
- Fast response to fault currents
- 0402 size available - the smallest PPTC in the market
- Compatible with high temperature solders
- Broadest range of Hold Current ratings (100mA to 7A)
- RoHS compliant, Lead Free and Halogen Free
- UL recognized and TUV approved
- 0603L150SL ideal for USB 3.0

WARNING

- Users shall independently assess the suitability of these devices for each of their applications
- Operation of these devices beyond the stated maximum ratings could result in damage to the devices and lead to electrical arcing and/or fire
- These devices are intended to protect against the effects of temporary over-current or over-temperature conditions and are not intended to perform as protective devices where such conditions are expected to be repetitive or prolonged in duration
- Exposure to silicon-based oils, solvents, electrolytes, acids, and similar materials can adversely affect the performance of these PPTC devices
- These devices undergo thermal expansion under fault conditions, and thus shall be provided with adequate space and be protected against mechanical stresses
- Circuits with inductance may generate a voltage (L di/dt) above the rated voltage of the PPTC device.

Electrical Characteristics

Part Number	Marking	I _{hold} (A)	I _{trip} (A)	V _{max} (Vdc)	I _{max} (A)	P _d typ. (W)	Maximum Time-To-Trip		Resistance		Agency Approvals	
							Current (A)	Time (Sec.)	R _{min} (Ω)	R _{1max} (Ω)	UL US	TÜV
0402L010SL		0.10	0.30	6	40	0.5	0.50	1.00	0.150	2.000	X	X
0402L020SL		0.20	0.50	6	40	0.5	1.00	1.00	0.100	1.250	X	X
0402L035SL		0.35	0.70	6	40	0.5	8.00	0.10	0.050	0.700	X	X
0402L050SL		0.50	1.00	6	40	0.5	8.00	0.10	0.040	0.400	X	X
0603L050SL	K	0.50	1.00	6	50	0.6	8.00	0.10	0.070	0.350	X	X
0603L075SL	N	0.75	1.50	6	50	0.6	8.00	0.20	0.020	0.165	X	X
0603L100SL	S	1.00	1.80	6	50	0.6	8.00	0.30	0.040	0.120	X	X
0603L150SL	T	1.50	3.00	6	50	0.6	8.00	0.50	0.007	0.080	X	X
0603L175SL	V	1.75	3.50	6	50	0.6	8.00	0.60	0.005	0.060	X	X
0805L075SL	-G	0.75	1.50	6	50	0.6	8.00	0.20	0.040	0.150	X	X
0805L110SL	-H	1.10	1.80	6	50	0.6	8.00	0.30	0.030	0.120	X	X
0805L150SL	-K	1.50	3.00	6	50	0.6	8.00	0.50	0.015	0.065	X	X
0805L175SL	-V	1.75	3.50	6	50	0.6	8.00	0.60	0.005	0.055	X	X
0805L200SLTH	-L	2.00	4.00	6	50	0.6	8.00	1.00	0.005	0.045	X	X
0805L260SLTH	-S	2.60	5.20	6	50	0.6	8.00	4.00	0.003	0.035	X	X
0805L300SL	-N	3.00	6.00	6	50	0.6	8.00	5.00	0.003	0.030	X	X
1206L075SL	-G	0.75	1.50	6	50	0.8	8.00	0.30	0.017	0.180	X	X
1206L110SL	-H	1.10	2.20	6	50	0.8	8.00	0.30	0.015	0.100	X	X
1206L150SL	-K	1.50	3.00	6	50	0.8	8.00	0.30	0.010	0.055	X	X
1206L110/12SL	-H1	1.10	2.20	12	50	0.8	8.00	0.30	0.015	0.130	X	X
1206L150/12SL	-K1	1.50	3.00	12	50	0.8	8.00	0.50	0.010	0.080	X	X
1206L175SL	-F	1.75	3.50	6	50	0.8	8.00	0.40	0.005	0.030	X	X
1206L200SL	-L	2.00	4.00	6	50	0.8	8.00	0.50	0.005	0.025	X	X
1206L260SLTH	-S	2.60	5.00	6	50	0.8	8.00	4.00	0.003	0.026	X	X
1206L300SLTH	-N	3.00	6.00	6	50	0.8	8.00	4.00	0.003	0.020	X	X
1206L350SLTH	-T	3.50	7.00	6	50	0.8	8.00	5.00	0.003	0.018	X	X
1206L380SLTH*	-V	2.82*	8.00	6	50	0.8	8.00	5.00	0.002	0.014	X	X
1206L400SL	-Y	4.00	8.00	6	50	0.8	20.00	2.00	0.001	0.016	X	X
1206L450SL	-Z	4.50	9.00	6	50	0.8	22.50	2.00	0.001	0.014	X	X
1210L175SL	-J	1.75	3.50	6	50	0.8	8.00	2.50	0.006	0.040	X	X
1210L200SL	-L	2.00	4.00	6	50	0.8	8.00	3.00	0.005	0.024	X	X
1210L260SL	-S	2.60	5.00	6	50	0.8	8.00	4.00	0.003	0.020	X	X
1210L300SL	-N	3.00	6.00	6	50	0.8	15.00	2.00	0.003	0.020	X	X
1210L350SL	-T	3.50	7.00	6	50	0.8	17.50	2.00	0.003	0.018	X	X
1210L380SL	-X	3.80	8.00	6	50	1.0	8.00	5.00	0.002	0.016	X	X
1210L400SL	-V	4.00	8.00	6	50	1.0	8.00	5.00	0.001	0.014	X	X
1210L450SL	-Y	4.50	9.00	6	50	1.0	22.50	2.00	0.001	0.014	X	X
1812L190SL	LF-19	1.90	4.90	6	50	1.0	9.50	4.50	0.003	0.025	X	X
1812L260SL	LF-26	2.60	6.00	6	50	1.0	13.00	2.00	0.003	0.024	X	X
1812L270SL	LF-27	2.70	6.20	6	50	1.0	13.50	2.00	0.003	0.022	X	X
1812L300SL	LF-30	3.00	7.00	6	50	1.0	8.00	5.00	0.003	0.021	X	X
1812L350SL**	LF-35	3.50	8.10	6	50	1.0	8.00	5.00	0.003	0.020**	X	X
1812L370SL	LF-37	3.70	9.10	6	50	1.0	18.50	2.00	0.003	0.018	X	X
2920L700SL***	LF700	7.00	14.00	6	50	2.2	35.00	2.0	0.001	0.007	X	X

Notes:

- 0805L150SL and 1206L150SL are ideal for overcurrent protection in VBUS of USB 3.0 / USB 2.0 ports.
- * 1206L380SLTH has I_{hold} 2.82A for at least 15min @ 55°C. It is ideal for overcurrent protection in Li-ion / Li-Polymer battery packs of smartphones.
- ** 1812L350SL Typical Time-To-Trip is 50A at 0.013-0.020 seconds. R1min=0.015ohm (resistance range 0.015-0.025ohm).
- *** 2920L700SL is ideal for overcurrent protection in Li-ion / Li-Polymer battery packs of tablet PC.

I_{hold} = Hold current: maximum current device will pass without tripping in 20°C still air.
 I_{trip} = Trip current: minimum current at which the device will trip in 20°C still air.
 V_{max} = Maximum voltage device can withstand without damage at rated current (I_{max})
 I_{max} = Maximum fault current device can withstand without damage at rated voltage (V_{max})
 P_d = Power dissipated from device when in the tripped state at 20°C still air.

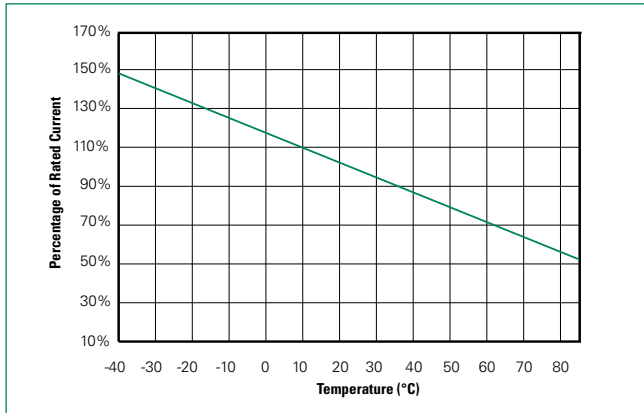
R_{min} = Minimum resistance of device in initial (un-soldered) state.
 R_{1max} = Maximum resistance of device at 20°C measured one hour after tripping or reflow soldering of 260°C for 20 sec.
Caution: Operation beyond the specified rating may result in damage and possible arcing and flame.

Temperature Derating

Ambient Operation Temperature								
	-40°C	-20°C	0°C	20°C	40°C	60°C	70°C	85°C
Part Number	Hold Current (A)							
0402L010SL	0.14	0.13	0.11	0.10	0.09	0.07	0.06	0.05
0402L020SL	0.29	0.26	0.23	0.20	0.18	0.15	0.13	0.09
0402L035SL	0.50	0.45	0.40	0.35	0.31	0.26	0.22	0.16
0402L050SL	0.71	0.64	0.57	0.50	0.44	0.37	0.31	0.23
0603L050SL	0.81	0.71	0.62	0.50	0.41	0.30	0.24	0.16
0603L075SL	1.23	1.08	0.94	0.75	0.61	0.45	0.36	0.23
0603L100SL	1.35	1.25	1.10	1.00	0.82	0.65	0.52	0.35
0603L150SL	2.40	2.10	1.80	1.50	1.25	0.95	0.80	0.50
0603L175SL	2.50	2.25	2.00	1.75	1.55	1.30	1.10	0.80
0805L075SL	1.15	1.00	0.85	0.75	0.55	0.40	0.30	0.20
0805L110SL	1.70	1.50	1.30	1.10	0.85	0.60	0.50	0.30
0805L150SL	2.25	2.00	1.75	1.50	1.15	0.85	0.65	0.45
0805L175SL	2.60	2.30	2.00	1.75	1.30	0.95	0.75	0.50
0805L200SLTH	3.10	2.75	2.40	2.00	1.65	1.15	0.95	0.65
0805L260SLTH	3.80	3.30	2.90	2.60	2.20	1.75	1.50	1.05
0805L300SL	4.70	4.15	3.60	3.00	2.50	2.00	1.65	1.20
1206L075SL	1.30	1.13	0.92	0.75	0.58	0.38	0.31	0.14
1206L110SL	1.90	1.65	1.35	1.10	0.85	0.55	0.45	0.20
1206L150SL	2.65	2.30	1.90	1.50	1.15	0.70	0.50	0.25
1206L110/12SL	1.65	1.45	1.30	1.10	0.85	0.65	0.55	0.30
1206L150/12SL	2.25	2.00	1.80	1.50	1.20	0.90	0.75	0.55
1206L175SL	2.60	2.45	2.00	1.75	1.35	1.05	0.90	0.60
1206L200SL	2.95	2.80	2.30	2.00	1.55	1.20	1.00	0.70
1206L260SLTH	4.05	3.60	3.12	2.60	2.15	1.70	1.40	1.00
1206L300SLTH	4.70	4.15	3.60	3.00	2.50	2.00	1.65	1.20
1206L350SLTH	5.50	4.85	4.15	3.50	2.85	2.25	1.90	1.40
1206L380SLTH	5.59	5.05	4.48	3.80	3.23	2.70	2.17	1.98
1206L400SL	5.75	5.25	4.65	4.00	3.40	2.75	2.40	1.65
1206L450SL	6.50	5.95	5.25	4.50	3.85	3.10	2.70	1.90
1210L175SL	2.65	2.30	2.05	1.75	1.40	1.05	0.90	0.60
1210L200SL	3.30	2.80	2.40	2.00	1.90	1.60	1.40	1.00
1210L260SL	4.20	3.75	3.30	2.60	2.20	1.70	1.45	1.05
1210L300SL	4.70	4.15	3.60	3.00	2.50	1.90	1.70	1.20
1210L350SL	5.00	4.60	4.05	3.50	2.80	2.00	1.75	1.20
1210L380SL	5.70	5.10	4.40	3.80	3.20	2.25	1.80	1.30
1210L400SL	5.70	5.25	4.60	4.00	3.20	2.25	1.90	1.30
1210L450SL	7.15	6.25	5.30	4.50	3.45	2.50	2.00	0.85
1812L190SL	2.91	2.57	2.20	1.90	1.78	1.50	1.40	1.05
1812L260SL	4.00	3.65	2.90	2.60	1.90	1.60	1.20	0.85
1812L270SL	3.86	3.55	3.12	2.70	2.16	1.54	1.35	0.93
1812L300SL	4.35	3.90	3.45	3.00	2.65	2.25	2.00	1.65
1812L350SL	5.40	4.95	3.90	3.50	2.60	2.15	1.65	1.20
1812L370SL	5.75	5.15	4.35	3.70	2.85	2.30	1.90	1.50
2920L700SL	10.00	9.20	8.10	7.00	5.60	4.00	3.50	2.40

Notes: The temperature derating data is for reference only. Please contact Littelfuse technical support for detail temperature derating information.

Temperature Derating Curve



Physical Specifications

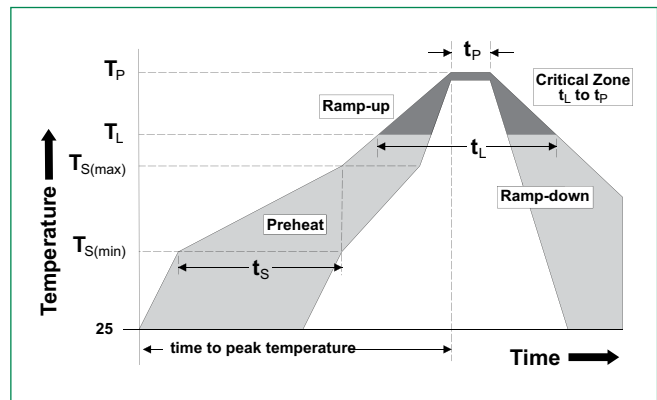
Terminal Material	Solder-Plated Copper (Solder Material: Matte Tin (Sn))
Lead Solderability	Meets EIA Specification RS186-9E, ANSI/J-STD-002, Category 3.

Environmental Specifications

Operating Temperature	-40°C to +85°C
Maximum Device Surface Temperature in Tripped State	125°C
Passive Aging	+85°C, 1000 hours -/+10% typical resistance change
Humidity Aging	+85°C, 85% R.H., 100 hours -/+15% typical resistance change
Thermal Shock	MIL-STD-202, Method 107 +85°C/-40°C 20 times -30% typical resistance change
Solvent Resistance	MIL-STD-202, Method 215 No change
Vibration	MIL-STD-883, Method 2007, Condition A No change
Moisture Sensitivity Level	Level 1, J-STD-020

Soldering Parameters

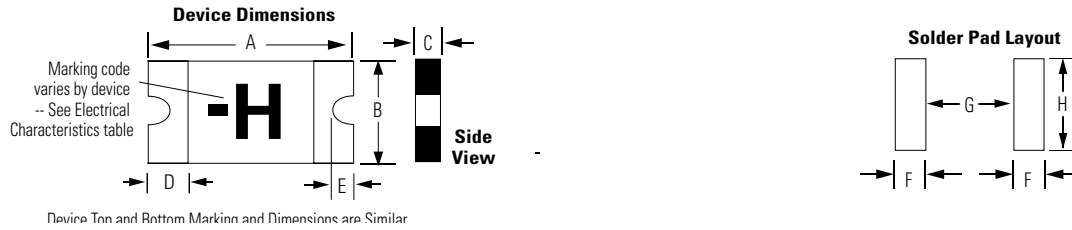
Profile Feature	Pb-Free Assembly	
Average Ramp-Up Rate ($T_{S(max)}$ to T_p)	3°C/second max	
Pre Heat:	Temperature Min ($T_{s(min)}$)	150°C
	Temperature Max ($T_{s(max)}$)	200°C
	Time (Min to Max) (t_s)	60 – 180 secs
Time Maintained Above:	Temperature (T_L)	217°C
	Temperature (t_l)	60 – 150 seconds
Peak / Classification Temperature (T_p)	260 ^{+0/-5} °C	
Time within 5°C of actual peak Temperature (t_p)	20 – 40 seconds	
Ramp-down Rate	6°C/second max	
Time 25°C to peak Temperature (T_p)	8 minutes Max.	



- All temperature refer to topside of the package, measured on the package body surface
- If reflow temperature exceeds the recommended profile, devices may not meet the performance requirements
- Recommended reflow methods: IR, vapor phase oven, hot air oven, N₂ environment for lead
- Recommended maximum paste thickness is 0.25mm (0.010 inch)
- Devices can be cleaned using standard industry methods and solvents
- Devices can be reworked using the standard industry practices

Disclaimer Notice - Information furnished is believed to be accurate and reliable. However, users should independently evaluate the suitability of and test each product selected for their own applications. Littelfuse products are not designed for, and may not be used in, all applications. Read complete Disclaimer Notice at www.littelfuse.com/disclaimer-electronics.

Dimensions



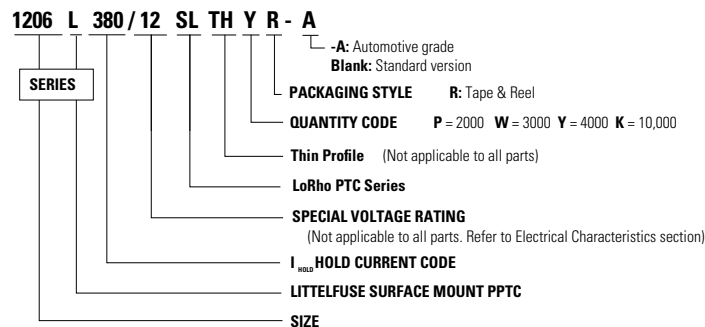
Part Number	Device Dimension																		Solder Pad							
	A				B				C				D				E				F		G		H	
	inch		mm		inch		mm		inch		mm		inch		mm		inch		mm		inch	mm	inch	mm	inch	mm
	Min	Max	Min	Max	Min	Max	Min	Max	Min	Max	Min	Max	Min	Max	Min	Max	Min	Max	Min	Max	Min	Max	Min	Max	Min	Max
0402L010SL	0.03	0.05	0.85	1.15	0.01	0.03	0.35	0.65	0.01	0.02	0.20	0.60	0.004	0.02	0.10	0.45	-	0.02	-	0.40	0.02	0.60	0.02	0.40	0.03	0.70
0402L020SL	0.03	0.05	0.85	1.15	0.01	0.03	0.35	0.65	0.01	0.02	0.20	0.60	0.004	0.02	0.10	0.45	-	0.02	-	0.40	0.02	0.60	0.02	0.40	0.03	0.70
0402L035SL	0.03	0.05	0.85	1.15	0.01	0.03	0.35	0.65	0.01	0.02	0.20	0.60	0.004	0.02	0.10	0.45	-	0.02	-	0.40	0.02	0.60	0.02	0.40	0.03	0.70
0402L050SL	0.03	0.05	0.85	1.15	0.01	0.03	0.35	0.65	0.01	0.02	0.20	0.60	0.004	0.02	0.10	0.45	-	0.02	-	0.40	0.02	0.60	0.02	0.40	0.03	0.70
0603L050SL	0.06	0.07	1.40	1.80	0.02	0.04	0.60	1.00	0.02	0.03	0.40	0.75	0.01	0.02	0.15	0.50	-	0.02	-	0.40	0.04	1.00	0.03	0.80	0.04	1.00
0603L075SL	0.06	0.07	1.40	1.80	0.02	0.04	0.60	1.00	0.02	0.03	0.40	0.75	0.01	0.02	0.15	0.50	-	0.02	-	0.40	0.04	1.00	0.03	0.80	0.04	1.00
0603L100SL	0.06	0.07	1.40	1.80	0.02	0.04	0.60	1.00	0.02	0.03	0.40	0.75	0.01	0.02	0.15	0.50	-	0.02	-	0.40	0.04	1.00	0.03	0.80	0.04	1.00
0603L150SL	0.06	0.07	1.40	1.80	0.02	0.04	0.60	1.00	0.02	0.04	0.40	1.00	0.01	0.02	0.15	0.50	-	0.02	-	0.40	0.04	1.00	0.03	0.80	0.04	1.00
0603L175SL	0.06	0.07	1.40	1.80	0.02	0.04	0.60	1.00	0.02	0.04	0.40	1.00	0.01	0.02	0.15	0.50	-	0.02	-	0.40	0.04	1.00	0.03	0.80	0.04	1.00
0805L075SL	0.08	0.09	2.00	2.20	0.05	0.06	1.20	1.50	0.02	0.03	0.40	0.75	0.01	0.02	0.20	0.55	0.002	0.02	0.05	0.45	0.04	1.00	0.05	1.20	0.06	1.50
0805L110SL	0.08	0.09	2.00	2.20	0.05	0.06	1.20	1.50	0.02	0.03	0.40	0.75	0.01	0.02	0.20	0.55	0.002	0.02	0.05	0.45	0.04	1.00	0.05	1.20	0.06	1.50
0805L150SL	0.08	0.09	2.00	2.20	0.05	0.06	1.20	1.50	0.02	0.03	0.40	0.75	0.01	0.02	0.20	0.55	0.002	0.02	0.05	0.45	0.04	1.00	0.05	1.20	0.06	1.50
0805L175SL	0.08	0.09	2.00	2.20	0.05	0.06	1.20	1.50	0.02	0.02	0.40	0.60	0.01	0.02	0.20	0.55	0.002	0.02	0.05	0.45	0.04	1.00	0.05	1.20	0.06	1.50
0805L200SLTH	0.08	0.09	2.00	2.20	0.05	0.06	1.20	1.50	0.02	0.03	0.40	0.75	0.01	0.02	0.20	0.55	0.002	0.02	0.05	0.45	0.04	1.00	0.05	1.20	0.06	1.50
0805L260SLTH	0.08	0.09	2.00	2.20	0.05	0.06	1.20	1.50	0.02	0.03	0.40	0.75	0.01	0.02	0.20	0.55	0.002	0.02	0.05	0.45	0.04	1.00	0.05	1.20	0.06	1.50
0805L300SL	0.08	0.09	2.00	2.20	0.05	0.06	1.20	1.50	0.02	0.06	0.60	1.40	0.01	0.02	0.20	0.55	0.002	0.02	0.05	0.45	0.04	1.00	0.05	1.20	0.06	1.50
1206L075SL	0.12	0.13	3.00	3.40	0.06	0.07	1.50	1.80	0.02	0.03	0.40	0.70	0.01	0.03	0.25	0.75	0.002	0.02	0.05	0.45	0.04	1.00	0.07	1.80	0.07	1.80
1206L110SL	0.12	0.13	3.00	3.40	0.06	0.07	1.50	1.80	0.02	0.03	0.40	0.75	0.01	0.03	0.25	0.75	0.002	0.02	0.05	0.45	0.04	1.00	0.07	1.80	0.07	1.80
1206L150SL	0.12	0.13	3.00	3.40	0.06	0.07	1.50	1.80	0.02	0.03	0.40	0.70	0.01	0.03	0.25	0.75	0.002	0.02	0.05	0.45	0.04	1.00	0.07	1.80	0.07	1.80
1206L110/12SL	0.12	0.13	3.00	3.40	0.06	0.07	1.50	1.80	0.02	0.03	0.50	0.85	0.01	0.03	0.25	0.75	0.002	0.02	0.05	0.45	0.04	1.00	0.07	1.80	0.07	1.80
1206L150/12SL	0.12	0.13	3.00	3.40	0.06	0.07	1.50	1.80	0.02	0.03	0.50	0.85	0.01	0.03	0.25	0.75	0.002	0.02	0.05	0.45	0.04	1.00	0.07	1.80	0.07	1.80
1206L175SL	0.12	0.13	3.00	3.40	0.06	0.07	1.50	1.80	0.02	0.02	0.40	0.60	0.01	0.03	0.25	0.75	0.002	0.02	0.05	0.45	0.04	1.00	0.07	1.80	0.07	1.80
1206L200SL	0.12	0.13	3.00	3.40	0.06	0.07	1.50	1.80	0.02	0.02	0.40	0.60	0.01	0.03	0.25	0.75	0.002	0.02	0.05	0.45	0.04	1.00	0.07	1.80	0.07	1.80
1206L260SLTH	0.12	0.13	3.00	3.40	0.06	0.07	1.50	1.80	0.02	0.03	0.40	0.70	0.01	0.03	0.25	0.75	0.002	0.02	0.05	0.45	0.04	1.00	0.07	1.80	0.07	1.80
1206L300SLTH	0.12	0.13	3.00	3.40	0.06	0.07	1.50	1.80	0.02	0.03	0.40	0.80	0.01	0.03	0.25	0.75	0.002	0.02	0.05	0.45	0.04	1.00	0.07	1.80	0.07	1.80
1206L350SLTH	0.12	0.13	3.00	3.40	0.06	0.07	1.50	1.80	0.02	0.03	0.40	0.75	0.01	0.03	0.25	0.75	0.002	0.02	0.05	0.45	0.04	1.00	0.07	1.80	0.07	1.80
1206L380SLTH	0.12	0.13	3.00	3.40	0.06	0.07	1.50	1.80	0.02	0.03	0.40	0.70	0.01	0.03	0.25	0.75	0.002	0.02	0.05	0.45	0.04	1.00	0.07	1.80	0.07	1.80
1206L400SL	0.12	0.13	3.00	3.40	0.06	0.07	1.50	1.80	0.02	0.06	0.60	1.40	0.01	0.03	0.25	0.75	0.002	0.02	0.05	0.45	0.04	1.00	0.07	1.80	0.07	1.80
1206L450SL	0.12	0.13	3.00	3.40	0.06	0.07	1.50	1.80	0.02	0.06	0.60	1.40	0.01	0.03	0.25	0.75	0.002	0.02	0.05	0.45	0.04	1.00	0.07	1.80	0.07	1.80
1210L175SL	0.12	0.14	3.00	3.43	0.09	0.11	2.35	2.80	0.02	0.03	0.40	0.70	0.01	0.03	0.25	0.75	0.004	0.02	0.10	0.50	0.04	1.00	0.08	2.00	0.10	2.50
1210L200SL	0.12	0.14	3.00	3.43	0.09	0.11	2.35	2.80	0.02	0.03	0.40	0.70	0.01	0.03	0.25	0.75	0.004	0.02	0.10	0.50	0.04	1.00	0.08	2.00	0.10	2.50
1210L260SL	0.12	0.14	3.00	3.43	0.09	0.11	2.35	2.80	0.02	0.03	0.40	0.70	0.01	0.03	0.25	0.75	0.004	0.02	0.10	0.50	0.04	1.00	0.08	2.00	0.10	2.50
1210L300SL	0.12	0.14	3.00	3.43	0.09	0.11	2.35	2.80	0.02	0.05	0.60	1.20	0.01	0.03	0.25	0.75	0.004	0.02	0.10	0.50	0.04	1.00	0.08	2.00	0.10	2.50
1210L350SL	0.12	0.14	3.00	3.43	0.09	0.11	2.35	2.80	0.02	0.04	0.60	1.00	0.01	0.03	0.25	0.75	0.00	0.02	0.10	0.50	0.04	1.00	0.08	2.00	0.10	2.50
1210L380SL	0.12	0.14	3.00	3.43	0.09	0.11	2.35	2.80	0.02	0.03	0.40	0.65	0.01	0.03	0.25	0.75	0.00	0.02	0.10	0.50	0.04	1.00	0.08	2.00	0.10	2.50
1210L400SL	0.12	0.14	3.00	3.43	0.09	0.11	2.35	2.80	0.02	0.04	0.60	1.00	0.01	0.03	0.25	0.75	0.00	0.02	0.10	0.50	0.04	1.00	0.08	2.00	0.10	2.50
1210L450SL	0.12	0.14	3.00	3.43	0.09	0.11	2.35	2.80	0.02	0.05	0.60	1.20	0.01	0.03	0.25	0.75	0.00	0.02	0.10	0.50	0.04	1.00	0.08	2.00	0.10	2.50
1812L190SL	0.17	0.19	4.37	4.73	0.12	0.13	3.07	3.41	0.02	0.03	0.40	0.70	0.01	0.05	0.30	1.20	0.01	0.03	0.15	0.65	0.07	1.78	0.14	3.45	0.12	3.15
1812L260SL	0.17	0.19	4.37	4.73	0.12	0.13	3.07	3.41	0.02	0.03	0.40	0.70	0.01	0.05	0.30	1.20	0.01	0.03	0.15	0.65	0.07	1.78	0.14	3.45	0.12	3.15
1812L270SL	0.17	0.19	4.37	4.73	0.12	0.13	3.07	3.41	0.02	0.03	0.40	0.70	0.01	0.05	0.30	1.20	0.01	0.03	0.15	0.65	0.07	1.78	0.14	3.45	0.12	3.15
1812L300SL	0.17	0.19	4.37	4.73	0.12	0.13	3.07	3.41	0.02	0.03	0.40	0.70	0.01	0.05	0.30	1.20	0.01	0.03	0.15	0.65	0.07	1.78	0.14	3.45	0.12	3.15
1812L350SL	0.17	0.19	4.37	4.73	0.12	0.13	3.07	3.41	0.02	0.03	0.40	0.70	0.01	0.05	0.30	1.20	0.01	0.03	0.15	0.65	0.07	1.78	0.14	3.45	0.12	3.15
1812L370SL	0.17	0.19	4.37	4.73	0.12	0.13	3.07	3.41	0.02	0.03	0.40	0.70	0.01	0.05	0.30	1.20	0.01	0.03	0.15	0.65	0.07	1.78	0.14	3.45	0.12	3.15
2920L700SL	0.26	0.31	6.73	7.98	0.19	0.21	4.80	5.44	0.02	0.03	0.40	0.65	0.01	0.10	0.30	2.50	0.01	0.08	0.25	2.00	0.08	2.00	0.18	4.60	0.21	5.30

Packaging

Part Number	Ordering Number	I _{hold} (A)	I _{hold} Code	Packaging Option	Quantity	Quantity & Packaging Codes
0402L010SL	0402L010SLKR	0.10	010	Tape & Reel	10,000	KR
0402L020SL	0402L020SLKR	0.20	020		10,000	KR
0402L035SL	0402L035SLKR	0.35	035		10,000	KR
0402L050SL	0402L050SLKR	0.50	050		10,000	KR
0603L050SL	0603L050SLYR	0.50	050		4,000	YR
0603L075SL	0603L075SLYR	0.75	075		4,000	YR
0603L100SL	0603L100SLYR	1.00	100		4,000	YR
0603L150SL	0603L150SLYR	1.50	150		4,000	YR
0603L175SL	0603L175SLYR	1.75	175		4,000	YR
0805L075SL	0805L075SLYR	0.75	075		4,000	YR
0805L110SL	0805L110SLYR	1.10	110		4,000	YR
0805L150SL	0805L150SLYR	1.50	150		4,000	YR
0805L175SL	0805L175SLYR	1.75	175		4,000	YR
0805L200SLTH	0805L200SLTHYR	2.00	200		4,000	YR
0805L260SLTH	0805L260SLTHYR	2.60	260		4,000	YR
0805L300SL	0805L300SLWVR	3.00	300		3,000	WR
1206L075SL	1206L075SLYR	0.75	075		4,000	YR
1206L110SL	1206L110SLYR	1.10	110		4,000	YR
1206L150SL	1206L150SLYR	1.50	150		4,000	YR
1206L110/12SL	1206L110/12SLYR	1.10	110		4,000	YR
1206L150/12SL	1206L150/12SLYR	1.50	150		4,000	YR
1206L175SL	1206L175SLYR	1.75	175		4,000	YR
1206L200SL	1206L200SLYR	2.00	200		4,000	YR
1206L260SLTH	1206L260SLTHYR	2.60	260		4,000	YR
1206L300SLTH	1206L300SLTHYR	3.00	300		4,000	YR
1206L350SLTH	1206L350SLTHYR	3.50	350		4,000	YR
1206L380SLTH*	1206L380SLTHYR	2.82*	380		4,000	YR
1206L400SL	1206L400SLWVR	4.00	400		3,000	WR
1206L450SL	1206L450SLWVR	4.50	450		3,000	WR
1210L175SL	1210L175SLYR	1.75	175		4,000	YR
1210L200SL	1210L200SLYR	2.00	200		4,000	YR
1210L260SL	1210L260SLYR	2.60	260		4,000	YR
1210L300SL	1210L300SLWVR	3.00	300		3,000	WR
1210L350SL	1210L350SLWVR	3.50	350		3,000	WR
1210L380SL	1210L380SLYR	3.80	380		4,000	YR
1210L400SL	1210L400SLWVR	4.00	400		3,000	WR
1210L450SL	1210L450SLWVR	4.50	450		3,000	WR
1812L190SL	1812L190SLPR	1.90	190		2,000	PR
1812L260SL	1812L260SLPR	2.60	260		2,000	PR
1812L270SL	1812L270SLPR	2.70	270		2,000	PR
1812L300SL	1812L300SLPR	3.00	300	2,000	PR	
1812L350SL	1812L350SLPR	3.50	350	2,000	PR	
1812L370SL	1812L370SLPR	3.70	370	2,000	PR	
2920L700SL	2920L700SLPR	7.00	700	2,000	PR	

Notes: *1206L380SLTH has I_{hold} 2.82A for at least 15min @ 55°C.

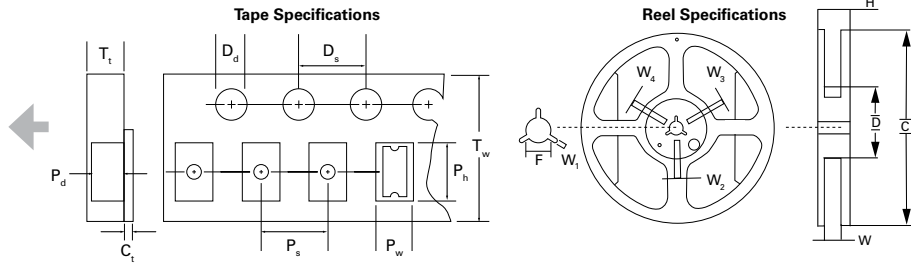
Part Ordering Number System



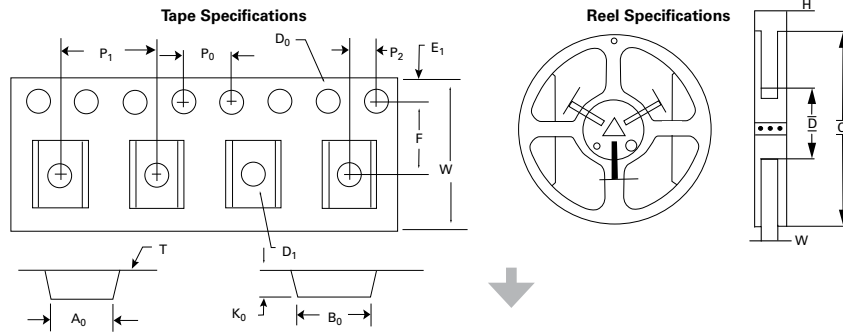
Tape and Reel Specifications

	0402L010SL 0402L020SL 0402L035SL 0402L050SL
Tape Dimensions: EIA-481-1 (mm)	
C_t	0.05 ± 0.01
D_d	1.5 ± 0.1
D_s	4.0 ± 0.1
P_d	0.41 ± 0.1
P_h	1.12 ± 0.1
P_s	2.0 ± 0.1
P_w	0.65 ± 0.03
T_t	0.61 ± 0.1
T_w	8.0 ± 0.1
Leader min.	390
Trailer min.	160
Reel Dimensions: EIA-481-1 (mm)	
H	12.0 ± 0.5
W	9.0 ± 0.5
D	Ø60 ± 0.5
F	Ø13.0 ± 0.2
C	Ø178 ± 1
W₁	2.2 ± 0.5
W₂	3.0 ± 0.5
W₃	4.0 ± 0.5
W₄	5.5 ± 0.5

Dimensions for 0402 size product (see table at left)



Dimensions for 0603, 0805, 1206, 1210, 1812 and 2920 size product (see table below)



	0603L050SL 0603L075SL 0603L100SL	0603L150SL 0603L175SL	0805L075SL 0805L110SL 0805L150SL 0805L175SL 0805L200SLTH 0805L260SLTH	0805L300SL	1206L075SL 1206L110SL 1206L150SL 1206L110/12SL 1206L150/12SL 1206L175SL 1206L200SL 1206L260SLTH 1206L300SLTH 1206L350SLTH 1206L380SLTH	1206L400SL 1206L450SL	1210L175SL 1210L200SL 1210L260SL 1210L300SL 1210L380SL	1210L350SL 1210L400SL 1210L450SL	1812L190SL 1812L260SL 1812L270SL 1812L300SL 1812L350SL 1812L370SL	2920L700SL
Tape Dimensions: EIA-481-1 (mm)										
W	8.00 ± 0.30	8.00 ± 0.30	8.00 ± 0.10	8.00 ± 0.30	8.20 +0.10/-0.30	8.15 +0.15/-0.30	8.00 ± 0.30	8.00 ± 0.30	12.00 ± 0.30	16.00 ± 0.30
F	3.50 ± 0.05	3.50 ± 0.05	3.50 ± 0.05	3.50 ± 0.05	3.50 ± 0.05	3.50 ± 0.05	3.50 ± 0.05	3.50 ± 0.05	5.50 ± 0.05	7.50 ± 0.10
E₁	1.75 ± 0.10	1.75 ± 0.10	1.75 ± 0.10	1.75 ± 0.10	1.75 ± 0.10	1.75 ± 0.10	1.75 ± 0.10	1.75 ± 0.10	1.75 ± 0.10	1.75 ± 0.10
D₀	1.55 ± 0.05	1.55 ± 0.05	1.55 ± 0.05	1.55 ± 0.05	1.55 ± 0.05	1.55 ± 0.05	1.55 ± 0.05	1.55 ± 0.05	1.55 ± 0.05	1.55 ± 0.05
D₁	0.50 ± 0.10	0.50 ± 0.10	1.00 (Min.)	1.00 ± 0.10	1.00 ± 0.10	1.00 ± 0.10	1.00 (Min.)	1.00 (Min.)	1.55 (Min.)	1.50 ± 0.10
P₀	4.00 ± 0.10	4.00 ± 0.10	4.00 ± 0.08	4.00 ± 0.10	4.00 ± 0.10	4.00 ± 0.10	4.00 ± 0.10	4.00 ± 0.10	4.00 ± 0.10	4.00 ± 0.10
P₁	4.00 ± 0.10	4.00 ± 0.10	4.00 ± 0.10	4.00 ± 0.10	4.00 ± 0.10	4.00 ± 0.10	4.00 ± 0.10	4.00 ± 0.10	8.00 ± 0.10	8.00 ± 0.10
P₂	2.00 ± 0.05	2.00 ± 0.05	2.00 ± 0.05	2.00 ± 0.05	2.00 ± 0.05	2.00 ± 0.05	2.00 ± 0.05	2.00 ± 0.05	2.00 ± 0.05	2.00 ± 0.10
A₀	1.10 ± 0.10	1.10 ± 0.10	1.60 ± 0.10	1.65 ± 0.10	1.95 ± 0.10	1.92 ± 0.10	2.82 ± 0.10	2.82 ± 0.10	3.58 ± 0.10	5.74 ± 0.10
B₀	1.92 ± 0.10	1.92 ± 0.10	2.30 ± 0.10	2.35 ± 0.10	3.65 ± 0.10	3.65 ± 0.10	3.46 ± 0.10	3.50 ± 0.10	4.93 ± 0.10	8.02 ± 0.10
T	0.20 ± 0.10	0.20 ± 0.10	0.25 ± 0.10	0.25 ± 0.10	0.20 ± 0.10	0.25 ± 0.10	0.25 ± 0.10	0.20 ± 0.10	0.25 ± 0.10	0.30 ± 0.10
K₀	0.72 ± 0.10	0.96 ± 0.10	0.90 ± 0.10	1.50 ± 0.10	0.87 ± 0.10	1.30 ± 0.10	1.00 ± 0.10	1.30 ± 0.10	0.87 ± 0.06	0.91 ± 0.10
Leader min.	390									
Trailer min.	160									
Reel Dimensions: EIA-481-1 (mm)										
H	11.0 ± 0.5								16.0 ± 0.5	19.5 ± 1.0
W	9.0 ± 1.5								13.2 ± 1.5	17 ± 0.2
C	Ø178 ± 1.0								Ø178 ± 1.0	Ø180 ± 3.0
D	Ø60.2 ± 0.5								Ø60.2 ± 0.5	Ø60 ± 0.5

Looking for pricing, stock, or lifecycle information?

Click below to explore more details on WIN SOURCE:

 [View 1210L350SLWR on WIN SOURCE](#)

 [Littelfuse Inc. Information](#)

Optimize Your Supply Chain with WIN SOURCE Solutions

-  Global Sourcing Solution
-  Obsolete Management
-  Cost Control Management
-  Shortage Management
-  Alternative Solution
-  Excess Inventory Management