



**THE DATASHEET OF  
UP0.4C-150-R**



#### Description

- Miniature size and rugged construction
- Designed for high shock environments
- Suited for IR and vapor reflow solder
- Frequency range 1kHz to 2MHz
- Ferrite core material



#### Applications

- Computer, pager and battery powered equipment

#### Environmental Data

- Storage temperature range: -40°C to +125°C
- Operating ambient temperature range: -40°C to +85°C range is application specific. Temperature rise is approximately 40°C at rated RMS current. Maximum operating temperature is 125°C including ambient.
- Solder reflow temperature: +260°C max. for 10 seconds max.

#### Packaging

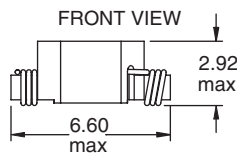
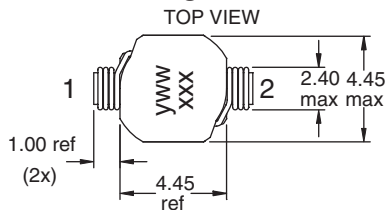
- Supplied in tape and reel packaging, 2,500 per reel

Part Number	Inductance $\mu\text{H}$ (Rated)	OCL (1) $\mu\text{H} \pm 20\%$	I <sub>rms</sub> (2) Amperes	I <sub>sat</sub> (3) Amperes	DCR (4) Ohms (Max)
UP0.4C-1R0-R	1.0	1.16	2.88	3.33	0.030
UP0.4C-1R5-R	1.5	1.49	2.58	2.94	0.034
UP0.4C-2R2-R	2.2	2.27	2.15	2.38	0.050
UP0.4C-3R3-R	3.3	3.22	1.89	2.00	0.060
UP0.4C-4R7-R	4.7	4.95	1.55	1.61	0.088
UP0.4C-6R8-R	6.8	7.06	1.30	1.35	0.128
UP0.4C-100-R	10	9.53	1.16	1.16	0.156
UP0.4C-150-R	15	14.5	0.95	0.94	0.250
UP0.4C-220-R	22	21.8	0.76	0.77	0.360
UP0.4C-270-R	27	27.5	0.69	0.68	0.480
UP0.4C-330-R	33	32.2	0.64	0.63	0.560
UP0.4C-390-R	39	39.0	0.59	0.57	0.650
UP0.4C-470-R	47	46.5	0.53	0.53	0.820
UP0.4C-680-R	68	68.2	0.45	0.43	1.10
UP0.4C-101-R	100	102.5	0.37	0.35	1.58

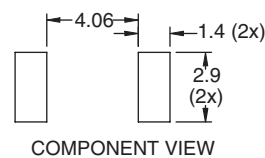
1) Open Circuit Inductance Test Parameters: 100kHz, 0.250 V<sub>rms</sub>, 0.0 Adc  
 2) RMS current, delta temp. of 40°C ambient temperature of 85°C

3) Peak current for approximately 30% roll-off @ 20°C  
 4) Values @ 20°C

#### Mechanical Diagrams



#### RECOMMENDED PCB LAYOUT



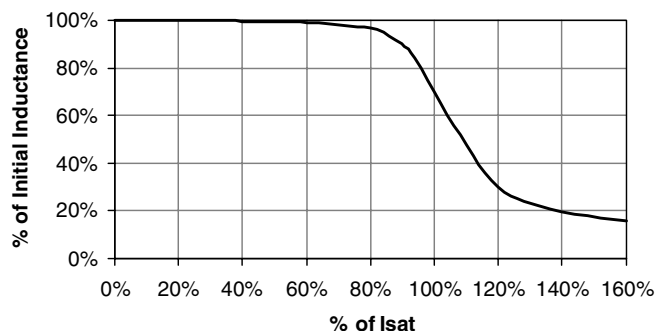
#### SCHEMATIC



Dimensions in Millimeters.

yww = Date Code xxx = Inductance value per family chart

#### Inductance Characteristics



**Visit us on the Web at [www.cooperbussmann.com](http://www.cooperbussmann.com)**

1225 Broken Sound Pkwy. Suite F Boca Raton, FL 33487



Tel: +1-561-998-4100 Toll Free: +1-888-414-2645 Fax: +1-561-241-6640

This bulletin is intended to present product design solutions and technical information that will help the end user with design applications. Cooper Electronic Technologies reserves the right, without notice, to change design or construction of any products and to discontinue or limit distribution of any products. Cooper Electronic Technologies also reserves the right to change or update, without notice, any technical information contained in this bulletin. Once a product has been selected, it should be tested by the user in all possible applications.

Life Support Policy: Cooper Electronic Technologies does not authorize the use of any of its products for use in life support devices or systems without the express written approval of an officer of the Company. Life support systems are devices which support or sustain life, and whose failure to perform, when properly used in accordance with instructions for use provided in the labeling, can be reasonably expected to result in significant injury to the user.

## Looking for pricing, stock, or lifecycle information?

Click below to explore more details on WIN SOURCE:

-  [View UP0.4C-150-R on WIN SOURCE](#)
-  [Eaton Bussmann Information](#)

## Optimize Your Supply Chain with WIN SOURCE Solutions

-  Global Sourcing Solution
-  Obsolete Management
-  Cost Control Management
-  Shortage Management
-  Alternative Solution
-  Excess Inventory Management