



**THE DATASHEET OF
SS210L RVG**



2A, 20V - 150V Surface Mount Schottky Barrier Rectifiers

FEATURES

- Low power loss, high efficiency
- Ideal for automated placement
- Guardring for overvoltage protection
- High surge current capability
- Compliant to RoHS Directive 2011/65/EU and in accordance to WEEE 2002/96/EC
- Halogen-free according to IEC 61249-2-21 definition



Sub SMA

MECHANICAL DATA

Case: Sub SMA

Molding compound, UL flammability classification rating 94V-0

Moisture sensitivity level: level 1, per J-STD-020

Part no. with suffix "H" means AEC-Q101 qualified

Packing code with suffix "G" means green compound (halogen-free)

Terminal: Matte tin plated leads, solderable per JESD22-B102

Meet JESD 201 class 2 whisker test

Polarity: Indicated by cathode band

Weight: 0.019 g (approximately)

| MAXIMUM RATINGS AND ELECTRICAL CHARACTERISTICS (T _A =25°C unless otherwise noted) | | | | | | | | | | | |
|--|--------------------|--------------|-----------|-----------|-----------|--------------|-----------|------------|------------|------|----|
| PARAMETER | SYMBOL | SS 22L | SS 23L | SS 24L | SS 25L | SS 26L | SS 29L | SS 210L | SS 215L | UNIT | |
| Marking code | | 22L | 23L | 24L | 25L | 26L | 29L | 20L | 2AL | | |
| Maximum repetitive peak reverse voltage | V _{RRM} | 20 | 30 | 40 | 50 | 60 | 90 | 100 | 150 | V | |
| Maximum RMS voltage | V _{RMS} | 14 | 21 | 28 | 35 | 42 | 63 | 70 | 105 | V | |
| Maximum DC blocking voltage | V _{DC} | 20 | 30 | 40 | 50 | 60 | 90 | 100 | 150 | V | |
| Maximum average forward rectified current | I _{F(AV)} | 2 | | | | | | | | A | |
| Peak forward surge current, 8.3 ms single half sine-wave superimposed on rated load | I _{FSM} | 50 | | | | | | | | A | |
| Maximum instantaneous forward voltage (Note 1) @ 2A | V _F | 0.50 | | | 0.70 | | 0.85 | | 0.95 | V | |
| Maximum reverse current @ rated V _R | I _R | 0.4 | | | | | 0.1 | | | | mA |
| | | 15 | | | 10 | | - | | | | |
| | | - | | | - | | 5 | | | | |
| Voltage rate of change (Rated V _R) | dV/dt | 10000 | | | | | | | | V/μs | |
| Typical thermal resistance | R _{θJL} | 17 | | | | | | | | °C/W | |
| | R _{θJA} | 75 | | | | | | | | | |
| Operating junction temperature range | T _J | - 55 to +125 | | | | - 55 to +150 | | | | | °C |
| Storage temperature range | T _{STG} | - 55 to +150 | | | | | | | | | °C |

Note 1: Pulse test with PW=300μs, 1% duty cycle

| ORDERING INFORMATION | | | | | |
|----------------------|-----------------|--------------|---------------------|---------|---------------------------------------|
| PART NO. | PART NO. SUFFIX | PACKING CODE | PACKING CODE SUFFIX | PACKAGE | PACKING |
| SS2XL (Note 1) | H | RU | G | Sub SMA | 1,800 / 7" Plastic reel (8mm tape) |
| | | RV | | Sub SMA | 3,000 / 7" Plastic reel (8mm tape) |
| | | RT | | Sub SMA | 7,500 / 13" Paper reel (8mm tape) |
| | | MT | | Sub SMA | 7,500 / 13" Plastic reel (8mm tape) |
| | | RQ | | Sub SMA | 10,000 / 13" Paper reel (8mm tape) |
| | | MQ | | Sub SMA | 10,000 / 13" Plastic reel (8mm tape) |
| | | R3 | | Sub SMA | 1,800 / 7" Plastic reel (12mm tape) |
| | | RF | | Sub SMA | 3,000 / 7" Plastic reel (12mm tape) |
| | | R2 | | Sub SMA | 7,500 / 13" Paper reel (12mm tape) |
| | | M2 | | Sub SMA | 7,500 / 13" Plastic reel (12mm tape) |
| | | RH | | Sub SMA | 10,000 / 13" Paper reel (12mm tape) |
| | | MH | | Sub SMA | 10,000 / 13" Plastic reel (12mm tape) |

Note 1: "x" defines voltage from 20V (SS22L) to 150V (SS215L)

| EXAMPLE | | | | | |
|--------------------|----------|-----------------|--------------|---------------------|-----------------------------------|
| PREFERRED PART NO. | PART NO. | PART NO. SUFFIX | PACKING CODE | PACKING CODE SUFFIX | DESCRIPTION |
| SS26LHRUG | SS26L | H | RU | G | AEC-Q101 qualified Green compound |

RATINGS AND CHARACTERISTICS CURVES (T_A=25°C unless otherwise noted)

FIG.1 FORWARD CURRENT DERATING CURVE

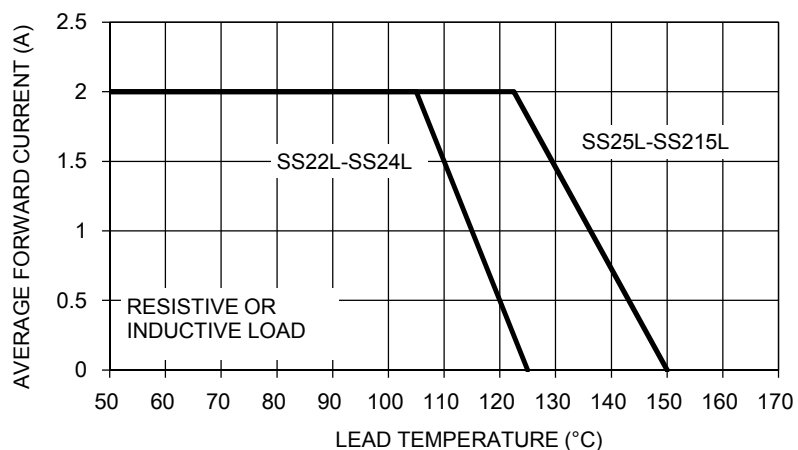


FIG. 2 MAXIMUM NON-REPETITIVE FORWARD SURGE CURRENT

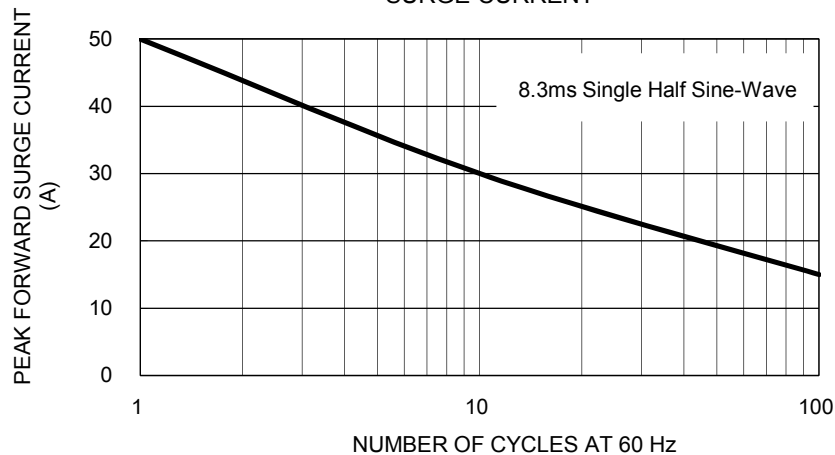


FIG. 3 TYPICAL FORWARD CHARACTERISTICS

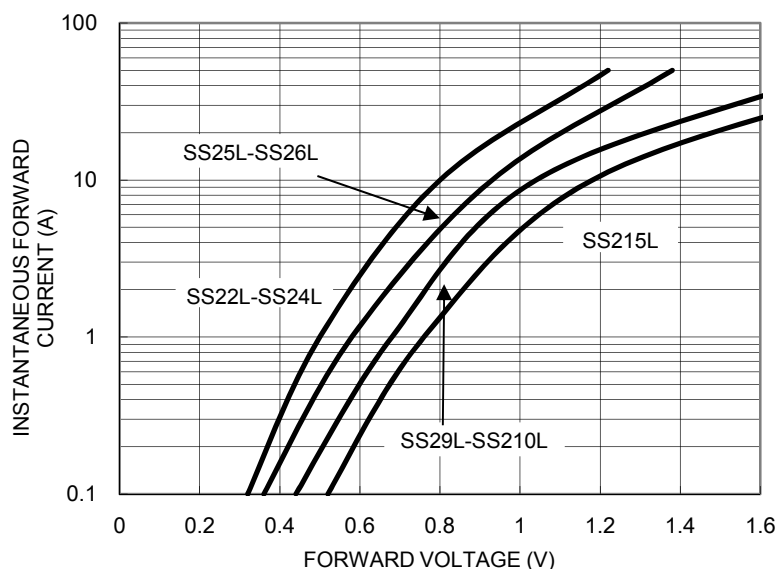


FIG. 4 TYPICAL REVERSE CHARACTERISTICS

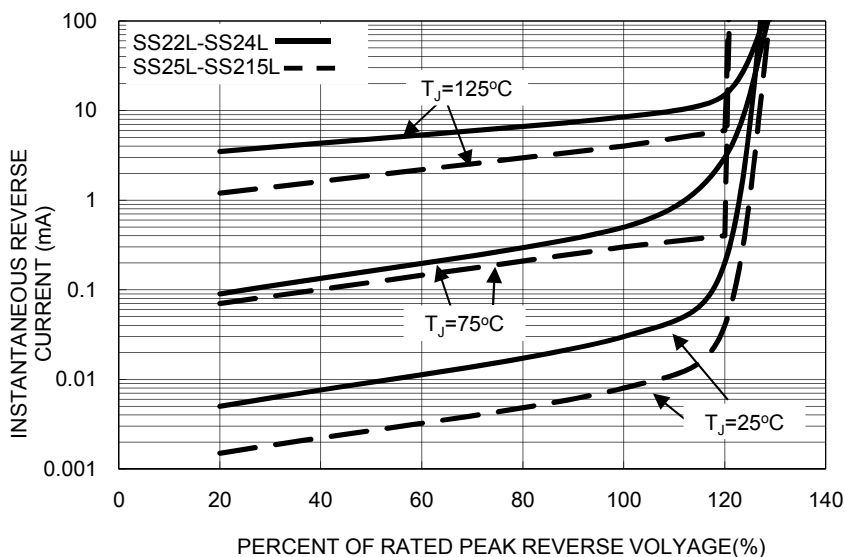


FIG. 5 TYPICAL JUNCTION CAPACITANCE

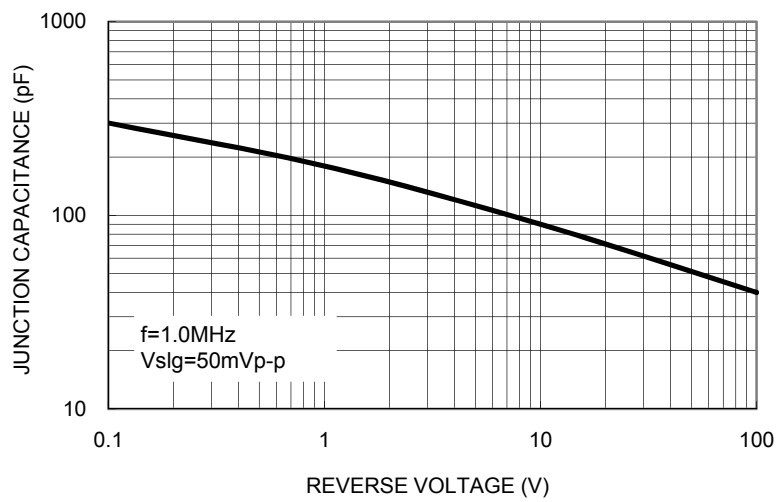
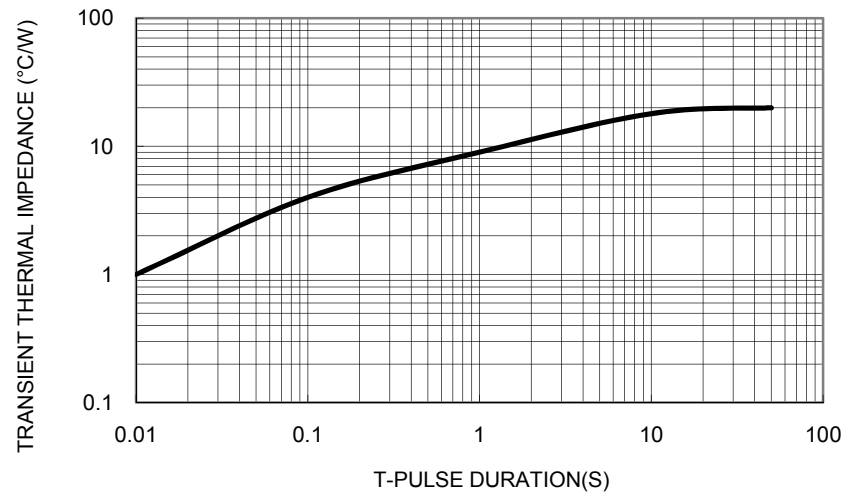
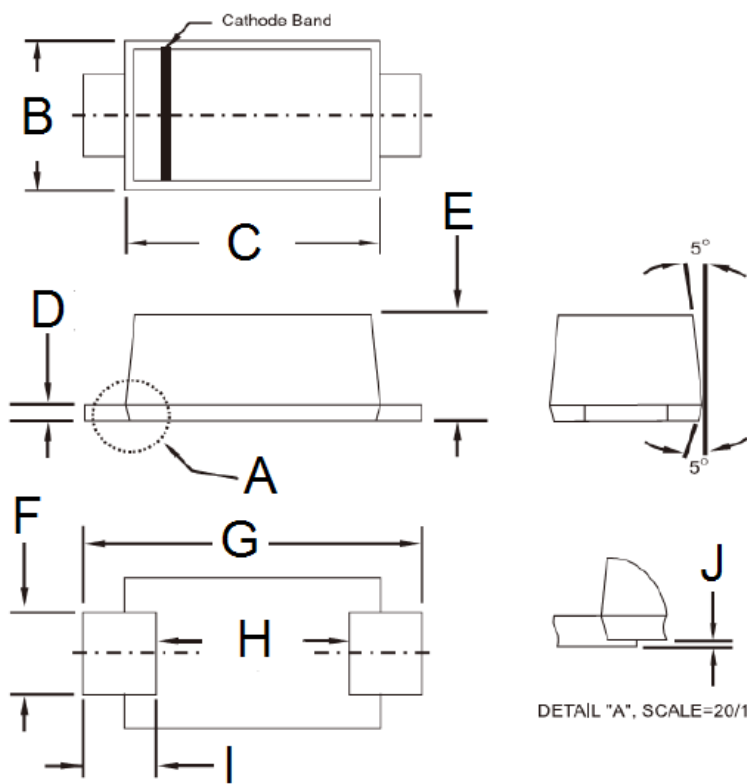


FIG. 6 TYPICAL TRANSIENT THERMAL IMPEDANCE



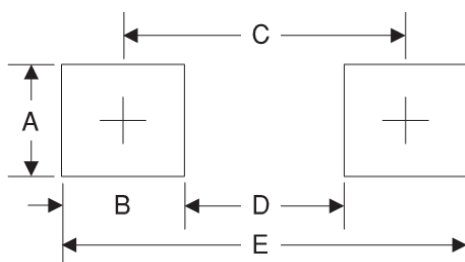
PACKAGE OUTLINE DIMENSIONS

Sub SMA



| DIM. | Unit (mm) | | Unit (inch) | |
|------|-----------|------|-------------|-------|
| | Min | Max | Min | Max |
| B | 1.70 | 1.90 | 0.067 | 0.075 |
| C | 2.70 | 2.90 | 0.106 | 0.114 |
| D | 0.16 | 0.30 | 0.006 | 0.012 |
| E | 1.23 | 1.43 | 0.048 | 0.056 |
| F | 0.80 | 1.20 | 0.031 | 0.047 |
| G | 3.40 | 3.80 | 0.134 | 0.150 |
| H | 2.45 | 2.60 | 0.096 | 0.102 |
| I | 0.35 | 0.85 | 0.014 | 0.033 |
| J | 0.00 | 0.10 | 0.000 | 0.004 |

SUGGESTED PAD LAYOUT



| Symbol | Unit (mm) | Unit (inch) |
|--------|-----------|-------------|
| A | 1.4 | 0.055 |
| B | 1.2 | 0.047 |
| C | 3.1 | 0.122 |
| D | 1.9 | 0.075 |
| E | 4.3 | 0.169 |

MARKING DIAGRAM



- P/N = Marking Code
- G = Green Compound
- YW = Date Code
- F = Factory Code

Notice

Specifications of the products displayed herein are subject to change without notice. TSC or anyone on its behalf, assumes no responsibility or liability for any errors or inaccuracies.

Information contained herein is intended to provide a product description only. No license, express or implied, to any intellectual property rights is granted by this document. Except as provided in TSC's terms and conditions of sale for such products, TSC assumes no liability whatsoever, and disclaims any express or implied warranty, relating to sale and/or use of TSC products including liability or warranties relating to fitness for a particular purpose, merchantability, or infringement of any patent, copyright, or other intellectual property right.

The products shown herein are not designed for use in medical, life-saving, or life-sustaining applications. Customers using or selling these products for use in such applications do so at their own risk and agree to fully indemnify TSC for any damages resulting from such improper use or sale.

Looking for pricing, stock, or lifecycle information?

Click below to explore more details on WIN SOURCE:

[View SS210L RVG on WIN SOURCE](#)

[Taiwan Semiconductor Information](#)

Optimize Your Supply Chain with WIN SOURCE Solutions

- ✓ Global Sourcing Solution
- ✓ Obsolete Management
- ✓ Cost Control Management
- ✓ Shortage Management
- ✓ Alternative Solution
- ✓ Excess Inventory Management