



THE DATASHEET OF DSS2-100AB



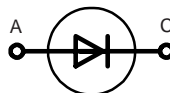
Power Schottky Rectifier

$$I_{FAV} = 2 \text{ A}$$

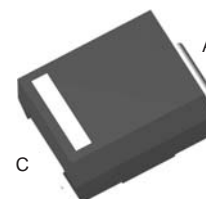
$$V_{RRM} = 100 \text{ V}$$

$$V_F = 0.59 \text{ V}$$

V_{RSM}	V_{RRM}	Type	Marking
V	V		on product
100	100	DSS 2-100AB	X2KAB



SMB (DO-214 AA)



Symbol	Conditions	Maximum Ratings	
I_{FAV}	$T_L = 125^\circ\text{C}$; rectangular, $d = 0.5$	2	A
I_{FAVM}	rectangular, $d = 0.5$	4	A
I_{FSM}	$T_{VJ} = 45^\circ\text{C}$; $t_p = 10 \text{ ms}$ (50 Hz), sine	100	A
E_{AS}	$I_{AS} = \text{tbd A}$; $L = 100 \mu\text{H}$; $T_{VJ} = 25^\circ\text{C}$; non repetitive	tbd	mJ
I_{AR}	$V_A = 1.5 \cdot V_{RRM}$ typ.; $f = 10 \text{ kHz}$; repetitive	tbd	A
$(dv/dt)_{cr}$		10000	V/ μs
T_{VJ}^*		-55...+175	$^\circ\text{C}$
T_{VJM}		175	$^\circ\text{C}$
T_{stg}		-55...+150	$^\circ\text{C}$
Weight	typical	0.07	g
Package unit	tape & reel	3000	pcs

Features

- International standard package
- Very low V_F
- Extremely low switching losses
- Low I_{RM}
- Epoxy meets UL 94V-0

Applications

- Rectifiers in switch mode power supplies (SMPS)
- Free wheeling diode in low voltage converters
- Decoupling diode

Advantages

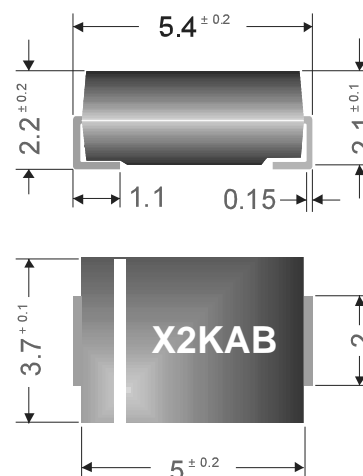
- High reliability circuit operation
- Low voltage peaks for reduced protection circuits
- Low noise switching
- Low losses

Symbol	Conditions	Characteristic Values	
		typ.	max.
I_R	$T_{VJ} = 25^\circ\text{C}$ $V_R = V_{RRM}$	0.5	mA
	$T_{VJ} = 125^\circ\text{C}$ $V_R = V_{RRM}$	5	mA
V_F ①	$I_F = 2 \text{ A}$; $T_{VJ} = 25^\circ\text{C}$	0.74	V
	$I_F = 4 \text{ A}$; $T_{VJ} = 25^\circ\text{C}$	0.82	V
	$I_F = 2 \text{ A}$; $T_{VJ} = 125^\circ\text{C}$	0.59	V
	$I_F = 4 \text{ A}$; $T_{VJ} = 125^\circ\text{C}$	0.68	V
R_{thJL}	thermal resistance junction to lead mounted on 1 inch square PCB	15	K/W
R_{thJA}	thermal resistance junction - ambient	60	K/W
C_T	typ. junction capacitance	115	pF

$$* \frac{dP_{tot}}{dT_J} < \frac{1}{R_{th(J-A)}} \quad \text{thermal runaway condition for a diode on its own heatsink}$$

Pulse test: ① Pulse Width = 400 μs , Duty Cycle < 2.0 %
Data according to IEC 60747 and per diode unless otherwise specified

Dimensions in mm



IXYS reserves the right to change limits, Conditions and dimensions.

Looking for pricing, stock, or lifecycle information?

Click below to explore more details on WIN SOURCE:

 [View DSS2-100AB on WIN SOURCE](#)

 [IXYS Information](#)

Optimize Your Supply Chain with WIN SOURCE Solutions

-  Global Sourcing Solution
-  Obsolete Management
-  Cost Control Management
-  Shortage Management
-  Alternative Solution
-  Excess Inventory Management