



THE DATASHEET OF SMDJ12A



SMDJ Series



Agency Approvals

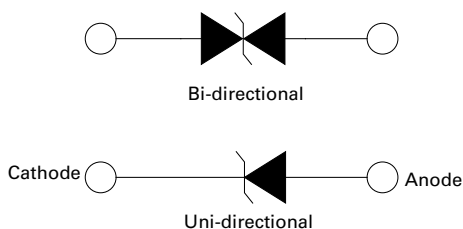
| Agency | Agency File Number |
|--------|--------------------|
| | E230531 |

Maximum Ratings and Thermal Characteristics (T_A=25°C unless otherwise noted)

| Parameter | Symbol | Value | Unit |
|--|------------------|------------|------|
| Peak Pulse Power Dissipation at T _A =25°C by 10/1000µs Waveform (Fig. 2.4) (Note 1,2,5) | P _{PPM} | 3000 | W |
| Power Dissipation on Infinite Heat Sink at T _L =50°C | P _D | 6.5 | W |
| Peak Forward Surge Current, 8.3ms Single Half Sine Wave (Note 3) | I _{FSM} | 300 | A |
| Maximum Instantaneous Forward Voltage at 100A for Unidirectional Only (Note 4) | V _F | 3.5/5.0 | V |
| Operating Temperature Range | T _J | -65 to 150 | °C |
| Storage Temperature Range | T _{STG} | -65 to 175 | °C |
| Typical Thermal Resistance Junction to Lead | R _{θJL} | 15 | °C/W |
| Typical Thermal Resistance Junction to Ambient | R _{θJA} | 75 | °C/W |

- Notes:**
1. Non-repetitive current pulse, per Fig. 4 and derated above T_J (initial) =25°C per Fig. 3.
 2. Mounted on copper pad area of 0.31x0.31" (8.0 x 8.0mm) to each terminal.
 3. Measured on 8.3ms single half sine wave or equivalent square wave for unidirectional component only, duty cycle=4 per minute maximum.
 4. V_F < 3.5V for single die parts and V_F < 5.0V for stacked-die parts.
 5. The P_{PPM} of stacked-die parts is 4000W and please contact Littelfuse for stacked-die part details.

Functional Diagram



Description

The SMDJ series is designed specifically to protect sensitive electronic equipment from voltage transients induced by lightning and other transient voltage events.

Features

- 3000W P_{PPM} capability at 10/1000µs waveform, repetition rate (duty cycles):0.01%
- For surface mounted applications in order to optimize board space
- Low profile package
- Typical failure mode is short from over-specified voltage or current
- Whisker test is conducted based on JEDEC JESD201A per its table 4a and 4c
- IEC-61000-4-2 ESD 30kV(Air), 30kV (Contact)
- ESD protection of data lines in accordance with IEC 61000-4-2
- EFT protection of data lines in accordance with IEC 61000-4-4
- Built-in strain relief
- Glass passivated chip junction
- Fast response time: typically less than 1.0ps from 0V to BV min
- Excellent clamping capability
- Low incremental surge resistance
- Typical I_r less than 2µA when V_{BR} min > 12V
- High temperature to reflow soldering guaranteed: 260°C/40sec
- V_{BR} @ T_J = V_{BR} @ 25°C x (1 + α T x (T_J - 25)) (α T: Temperature Coefficient, typical value is 0.1%)
- UL Recognized compound meeting flammability rating V-0
- Meet MSL level1, per J-STD-020, LF maximum peak of 260°C
- Matte tin lead-free plated
- Halogen free and RoHS compliant
- Pb-free E3 means 2nd level interconnect is Pb-free and the terminal finish material is tin(Sn) (IPC/JEDEC J-STD-609A.01)


Applications

TVS components are ideal for the protection of I/O Interfaces, V_{CC} bus and other vulnerable circuits used in telecom, computer, Industrial and consumer electronic applications.

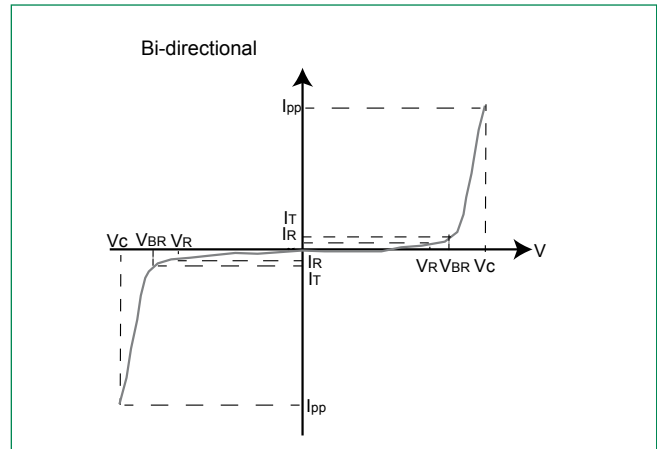
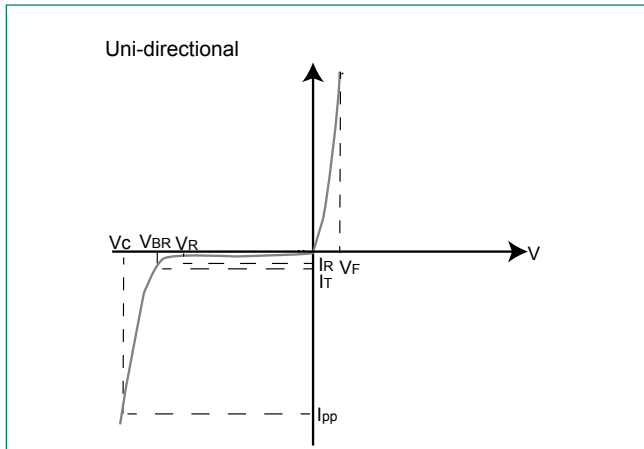
Additional Information



Electrical Characteristics (T_A=25°C unless otherwise noted)

| Part Number (Uni) | Part Number (Bi) | Marking | | Reverse Stand off Voltage V | Breakdown Voltage V | | Test Current I _T (mA) | Maximum Clamping Voltage VC @ Ipp(10/1000µs) (V) | Maximum Peak Pulse Current Ipp(10/1000µs) (A) | Maximum Clamping Voltage VC @ Ipp(8/20µs) (V) | Maximum Peak Pulse Current Ipp(8/20µs) (A) | Maximum Reverse Leakage IR @ VR (µA) | Maximum Temperature coefficient of VBR (%/C) | Agency Approval  |
|-------------------|------------------|---------|-----|-----------------------------|---------------------|--------|----------------------------------|--|---|---|--|--------------------------------------|--|---|
| | | UNI | BI | | MIN | MAX | | | | | | | | |
| SMDJ5.0A | SMDJ5.0CA | RDE | DDE | 5.0 | 6.40 | 7.00 | 10 | 9.2 | 326.1 | 11.89 | 1630.5 | 800 | 0.041 | X |
| SMDJ6.0A | SMDJ6.0CA | RDG | DDG | 6.0 | 6.67 | 7.37 | 10 | 10.3 | 291.3 | 13.31 | 1456.5 | 800 | 0.046 | X |
| SMDJ6.5A | SMDJ6.5CA | RDK | DDK | 6.5 | 7.22 | 7.98 | 10 | 11.2 | 267.9 | 14.47 | 1339.5 | 500 | 0.052 | X |
| SMDJ7.0A | SMDJ7.0CA | PDM | DDM | 7.0 | 7.78 | 8.60 | 10 | 12.0 | 250.0 | 15.50 | 1250.0 | 200 | 0.058 | X |
| SMDJ7.5A | SMDJ7.5CA | PDP | DDP | 7.5 | 8.33 | 9.21 | 1 | 12.9 | 232.6 | 16.67 | 1163.0 | 100 | 0.061 | X |
| SMDJ8.0A | SMDJ8.0CA | PDR | DDR | 8.0 | 8.89 | 9.83 | 1 | 13.6 | 220.6 | 17.57 | 1103.0 | 50 | 0.064 | X |
| SMDJ8.5A | SMDJ8.5CA | PDT | DDT | 8.5 | 9.44 | 10.40 | 1 | 14.4 | 208.3 | 18.60 | 1041.5 | 20 | 0.066 | X |
| SMDJ9.0A | SMDJ9.0CA | PDV | DDV | 9.0 | 10.00 | 11.10 | 1 | 15.4 | 194.8 | 19.90 | 974.0 | 10 | 0.069 | X |
| SMDJ10A | SMDJ10CA | PDX | DDX | 10.0 | 11.10 | 12.30 | 1 | 17.0 | 176.5 | 21.96 | 882.5 | 5 | 0.071 | X |
| SMDJ11A | SMDJ11CA | PDZ | DDZ | 11.0 | 12.20 | 13.50 | 1 | 18.2 | 164.8 | 23.51 | 824.0 | 2 | 0.074 | X |
| SMDJ12A | SMDJ12CA | PEE | DEE | 12.0 | 13.30 | 14.70 | 1 | 19.9 | 150.8 | 25.71 | 754.0 | 2 | 0.075 | X |
| SMDJ13A | SMDJ13CA | PEG | DEG | 13.0 | 14.40 | 15.90 | 1 | 21.5 | 139.5 | 27.78 | 697.5 | 2 | 0.076 | X |
| SMDJ14A | SMDJ14CA | PEK | DEK | 14.0 | 15.60 | 17.20 | 1 | 23.2 | 129.3 | 29.97 | 646.5 | 2 | 0.08 | X |
| SMDJ15A | SMDJ15CA | PEM | DEM | 15.0 | 16.70 | 18.50 | 1 | 24.4 | 123.0 | 31.52 | 615.0 | 2 | 0.083 | X |
| SMDJ16A | SMDJ16CA | PEP | DEP | 16.0 | 17.80 | 19.70 | 1 | 26.0 | 115.4 | 33.59 | 577.0 | 2 | 0.084 | X |
| SMDJ17A | SMDJ17CA | PER | DER | 17.0 | 18.90 | 20.90 | 1 | 27.6 | 108.7 | 35.66 | 543.5 | 2 | 0.085 | X |
| SMDJ18A | SMDJ18CA | PET | DET | 18.0 | 20.00 | 22.10 | 1 | 29.2 | 102.7 | 37.73 | 513.5 | 2 | 0.088 | X |
| SMDJ20A | SMDJ20CA | PEV | DEV | 20.0 | 22.20 | 24.50 | 1 | 32.4 | 92.6 | 41.86 | 463.0 | 2 | 0.091 | X |
| SMDJ22A | SMDJ22CA | PEX | DEX | 22.0 | 24.40 | 26.90 | 1 | 35.5 | 84.5 | 45.87 | 422.5 | 2 | 0.092 | X |
| SMDJ24A | SMDJ24CA | PEZ | DEZ | 24.0 | 26.70 | 29.50 | 1 | 38.9 | 77.1 | 50.26 | 385.5 | 2 | 0.092 | X |
| SMDJ26A | SMDJ26CA | PFE | DFE | 26.0 | 28.90 | 31.90 | 1 | 42.1 | 71.3 | 54.39 | 356.5 | 2 | 0.093 | X |
| SMDJ28A | SMDJ28CA | PFG | DFG | 28.0 | 31.10 | 34.40 | 1 | 45.4 | 66.1 | 58.66 | 330.5 | 2 | 0.094 | X |
| SMDJ30A | SMDJ30CA | PFK | DFK | 30.0 | 33.30 | 36.80 | 1 | 48.4 | 62.0 | 62.53 | 310.0 | 2 | 0.096 | X |
| SMDJ33A | SMDJ33CA | PFM | DFM | 33.0 | 36.70 | 40.60 | 1 | 53.3 | 56.3 | 68.86 | 281.5 | 2 | 0.097 | X |
| SMDJ36A | SMDJ36CA | PFP | DFP | 36.0 | 40.00 | 44.20 | 1 | 58.1 | 51.6 | 75.06 | 258.0 | 2 | 0.098 | X |
| SMDJ40A | SMDJ40CA | PFR | DFR | 40.0 | 44.40 | 49.10 | 1 | 64.5 | 46.5 | 83.33 | 232.5 | 2 | 0.099 | X |
| SMDJ43A | SMDJ43CA | PFT | DFT | 43.0 | 47.80 | 52.80 | 1 | 69.4 | 43.2 | 89.66 | 216.0 | 2 | 0.1 | X |
| SMDJ45A | SMDJ45CA | PFV | DFV | 45.0 | 50.00 | 55.30 | 1 | 72.7 | 41.3 | 93.93 | 206.5 | 2 | 0.101 | X |
| SMDJ48A | SMDJ48CA | PFX | DFX | 48.0 | 53.30 | 58.90 | 1 | 77.4 | 38.8 | 100.00 | 194.0 | 2 | 0.101 | X |
| SMDJ51A | SMDJ51CA | PFZ | DFZ | 51.0 | 56.70 | 62.70 | 1 | 82.4 | 36.4 | 106.46 | 182.0 | 2 | 0.101 | X |
| SMDJ54A | SMDJ54CA | RGE | DGE | 54.0 | 60.00 | 66.30 | 1 | 87.1 | 34.4 | 112.53 | 172.0 | 2 | 0.102 | X |
| SMDJ58A | SMDJ58CA | PGG | DGG | 58.0 | 64.40 | 71.20 | 1 | 93.6 | 32.1 | 120.93 | 160.5 | 2 | 0.103 | X |
| SMDJ60A | SMDJ60CA | PGK | DGK | 60.0 | 66.70 | 73.70 | 1 | 96.8 | 31.0 | 125.06 | 155.0 | 2 | 0.103 | X |
| SMDJ64A | SMDJ64CA | PGM | DGM | 64.0 | 71.10 | 78.60 | 1 | 103.0 | 29.1 | 133.07 | 145.5 | 2 | 0.104 | X |
| SMDJ70A | SMDJ70CA | PGP | DGP | 70.0 | 77.80 | 86.00 | 1 | 113.0 | 26.5 | 145.99 | 132.5 | 2 | 0.105 | X |
| SMDJ75A | SMDJ75CA | PGR | DGR | 75.0 | 83.30 | 92.10 | 1 | 121.0 | 24.8 | 156.33 | 124.0 | 2 | 0.106 | X |
| SMDJ78A | SMDJ78CA | PGT | DGT | 78.0 | 86.70 | 95.80 | 1 | 126.0 | 23.8 | 162.79 | 119.0 | 2 | 0.106 | X |
| SMDJ85A | SMDJ85CA | PGV | DGV | 85.0 | 94.40 | 104.00 | 1 | 137.0 | 21.9 | 177.00 | 109.5 | 2 | 0.106 | X |
| SMDJ90A | SMDJ90CA | PGX | DGX | 90.0 | 100.00 | 111.00 | 1 | 146.0 | 20.5 | 188.63 | 102.5 | 2 | 0.107 | X |
| SMDJ100A | SMDJ100CA | PGZ | DGZ | 100.0 | 111.00 | 123.00 | 1 | 162.0 | 18.5 | 209.30 | 92.5 | 2 | 0.107 | X |
| SMDJ110A | SMDJ110CA | PHE | DHE | 110.0 | 122.00 | 135.00 | 1 | 177.0 | 16.9 | 228.68 | 84.5 | 2 | 0.107 | X |
| SMDJ120A | SMDJ120CA | PHG | DHG | 120.0 | 133.00 | 147.00 | 1 | 193.0 | 15.5 | 249.35 | 77.5 | 2 | 0.108 | X |
| SMDJ130A | SMDJ130CA | PHK | DHK | 130.0 | 144.00 | 159.00 | 1 | 209.0 | 14.4 | 270.03 | 72.0 | 2 | 0.108 | X |
| SMDJ150A | SMDJ150CA | PHM | DHM | 150.0 | 167.00 | 185.00 | 1 | 243.0 | 12.3 | 313.95 | 61.5 | 2 | 0.108 | X |
| SMDJ160A | SMDJ160CA | PHP | DHP | 160.0 | 178.00 | 197.00 | 1 | 259.0 | 11.6 | 334.63 | 58.0 | 2 | 0.108 | X |
| SMDJ170A | SMDJ170CA | PHR | DHR | 170.0 | 189.00 | 209.00 | 1 | 275.0 | 10.9 | 355.30 | 54.5 | 2 | 0.108 | X |
| SMDJ180A | SMDJ180CA | PHT | DHT | 180.0 | 200.00 | 221.00 | 1 | 292.0 | 10.3 | 377.26 | 51.5 | 2 | 0.108 | X |
| SMDJ200A | SMDJ200CA | PHV | DHV | 200.0 | 224.00 | 247.00 | 1 | 324.0 | 9.3 | 418.60 | 46.5 | 3 | 0.11 | X |
| SMDJ220A | SMDJ220CA | PKE | DKE | 220.0 | 244.00 | 270.00 | 1 | 356.0 | 8.4 | 459.95 | 42.0 | 2 | 0.11 | X |
| SMDJ250A | SMDJ250CA | PKG | DKG | 250.0 | 279.00 | 309.00 | 1 | 405.0 | 7.5 | 523.26 | 37.5 | 2 | 0.11 | X |
| SMDJ300A | SMDJ300CA | PKI | DKI | 300.0 | 335.00 | 371.00 | 1 | 486.0 | 6.2 | 627.91 | 31.0 | 2 | 0.112 | X |
| SMDJ350A | SMDJ350CA | PKJ | DKJ | 350.0 | 391.00 | 432.00 | 1 | 567.0 | 5.3 | 732.56 | 26.5 | 2 | 0.112 | X |
| SMDJ400A | SMDJ400CA | PKL | DKL | 400.0 | 447.00 | 494.00 | 1 | 648.0 | 4.7 | 837.21 | 23.5 | 2 | 0.112 | X |
| SMDJ440A | SMDJ440CA | PKN | DKN | 440.0 | 492.00 | 543.00 | 1 | 713.0 | 4.3 | 921.19 | 21.5 | 2 | 0.112 | X |

I-V Curve Characteristics



- P_{PPM} Peak Pulse Power Dissipation** – Max power dissipation
- V_R Stand-off Voltage** – Maximum voltage that can be applied to the TVS without operation
- V_{BR} Breakdown Voltage** – Maximum voltage that flows through the TVS at a specified test current (I_T)
- V_C Clamping Voltage** – Peak voltage measured across the TVS at a specified I_{ppm} (peak impulse current)
- I_R Reverse Leakage Current** – Current measured at V_R
- V_F Forward Voltage Drop for Uni-directional**

Ratings and Characteristic Curves (T_A=25°C unless otherwise noted)

Figure 1 - TVS Transients Clamping Waveform

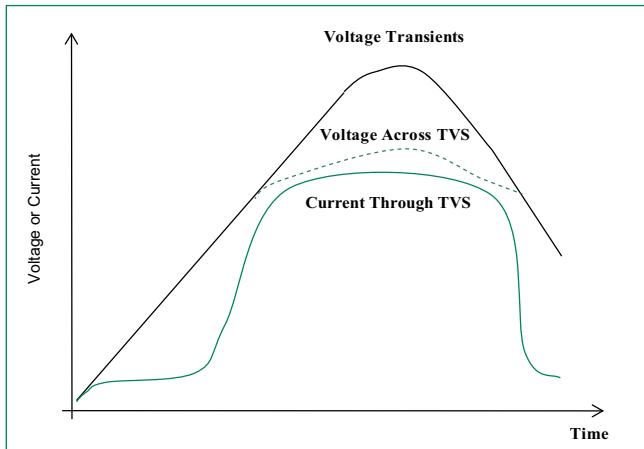
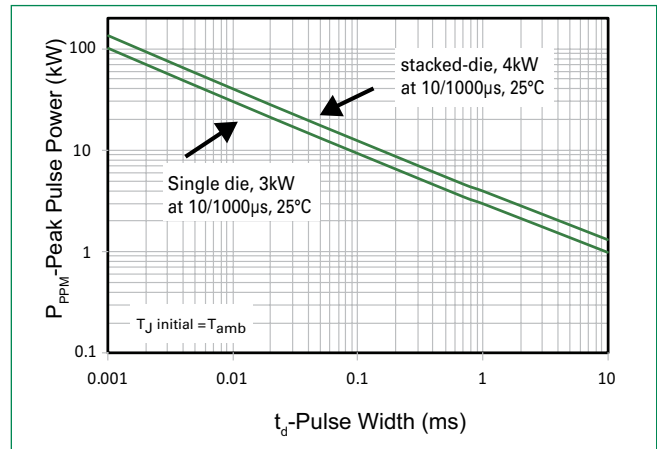


Figure 2 - Peak Pulse Power Rating



continues on next page.

Ratings and Characteristic Curves ($T_A=25^{\circ}\text{C}$ unless otherwise noted) (Continued)

Figure 3 - Peak Pulse Power Derating Curve

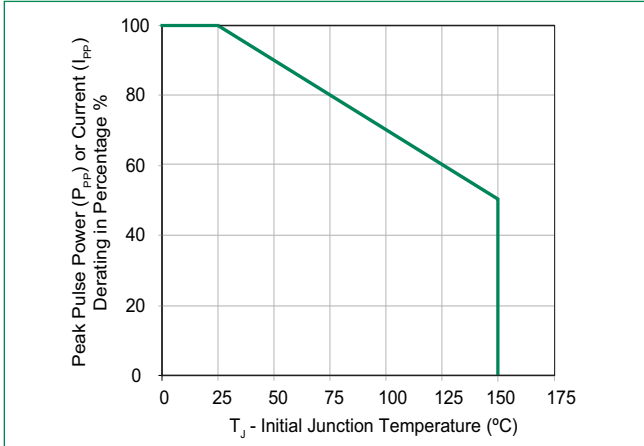


Figure 4 - Pulse Waveform

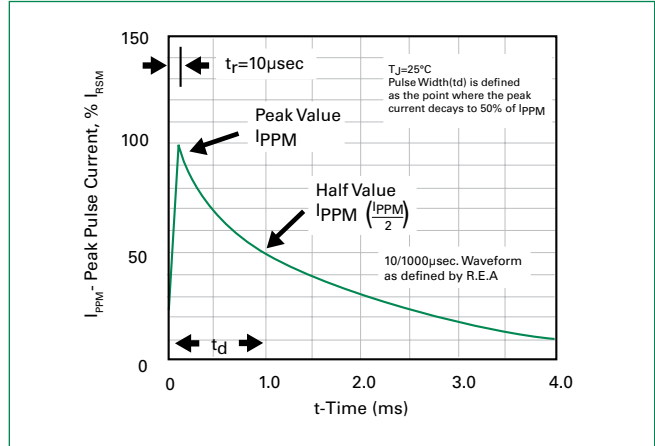


Figure 5 - Typical Junction Capacitance

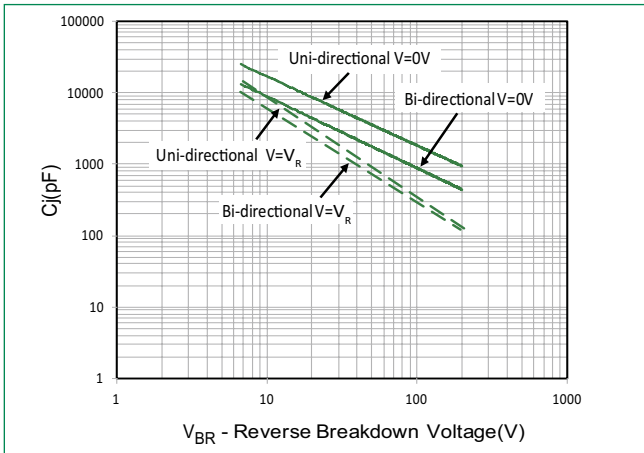


Figure 6 - Typical Transient Thermal Impedance

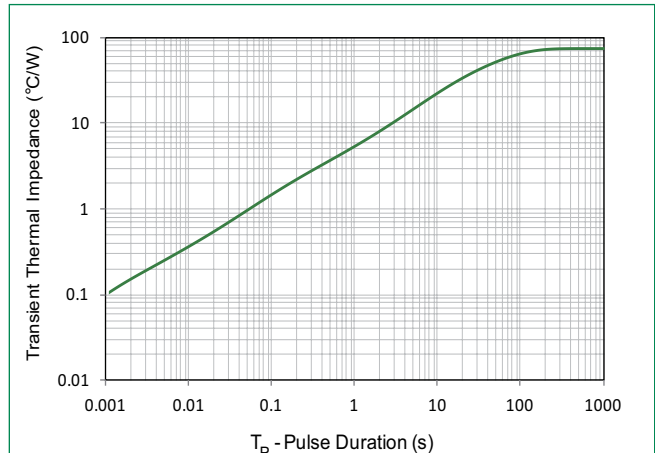


Figure 7 - Maximum Non-Repetitive Peak Forward Surge Current Uni-Directional Only

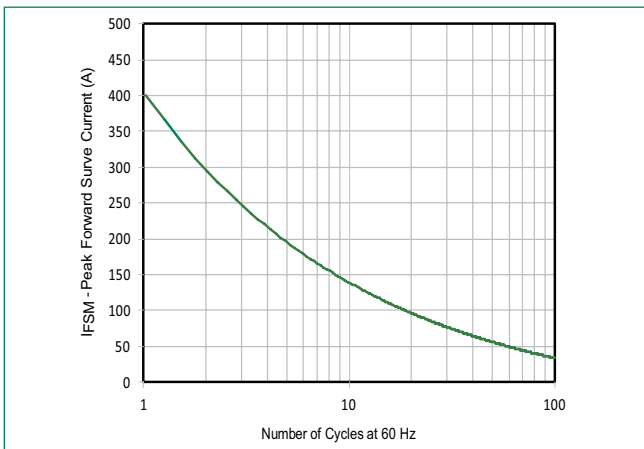
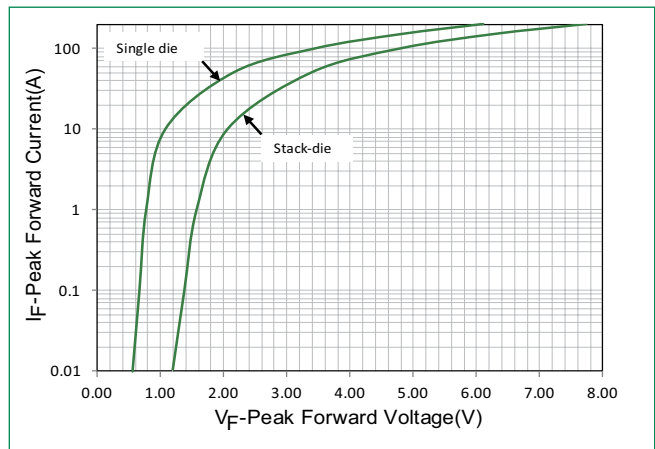
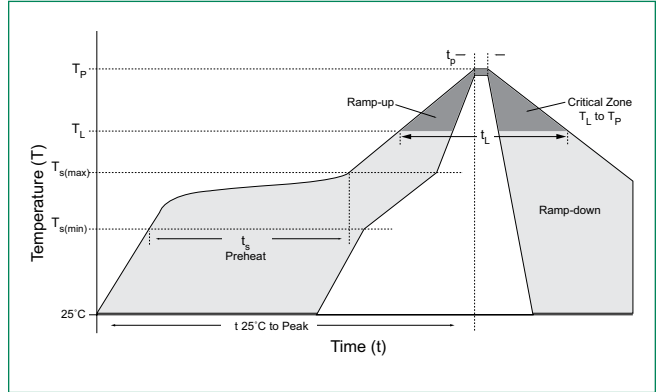


Figure 8 - Peak Forward Voltage Drop vs Peak Forward Current (Typical Values)



Soldering Parameters

| | | |
|--|------------------------------------|-------------------------|
| Reflow Condition | | Lead-free assembly |
| Pre Heat | - Temperature Min ($T_{s(min)}$) | 150°C |
| | - Temperature Max ($T_{s(max)}$) | 200°C |
| | - Time (min to max) (t_s) | 60 – 180 secs |
| Average ramp up rate (Liquidus Temp (T_A) to peak) | | 3°C/second max |
| $T_{s(max)}$ to T_A - Ramp-up Rate | | 3°C/second max |
| Reflow | - Temperature (T_A) (Liquidus) | 217°C |
| | - Time (min to max) (t_s) | 60 – 150 seconds |
| Peak Temperature (T_p) | | 260 ^{+0/-5} °C |
| Time within 5°C of actual peak Temperature (t_p) | | 20 – 40 seconds |
| Ramp-down Rate | | 6°C/second max |
| Time 25°C to peak Temperature (T_p) | | 8 minutes Max. |
| Do not exceed | | 260°C |



Physical Specifications

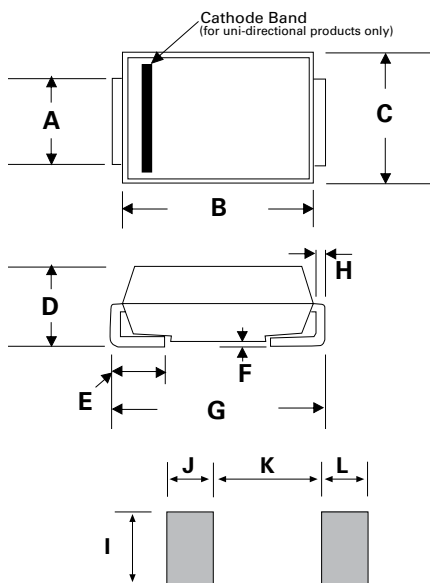
| | |
|-----------------|--|
| Weight | 0.007 ounce, 0.21 grams |
| Case | JEDEC DQ214AB. Molded plastic body over glass passivated junction |
| Polarity | Color band denotes positive end (cathode) except for bidirectional versions. |
| Terminal | Matte Tin-plated leads, Solderable per JESD22-B102 |

Environmental Specifications

| | |
|----------------------------|--------------------------|
| High Temp. Storage | JESD22-A103 |
| HTRB | JESD22-A108 |
| Temperature Cycling | JESD22-A104 |
| MSL | JEDEC-J-STD-020, Level 1 |
| H3TRB | JESD22-A101 |
| RSH | JESD22-A111 |

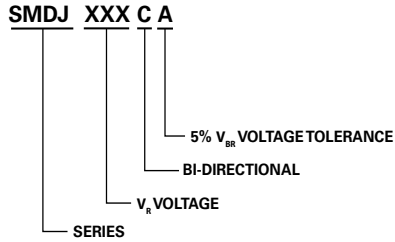
Dimensions

DO-214AB (SMC J-Bend)

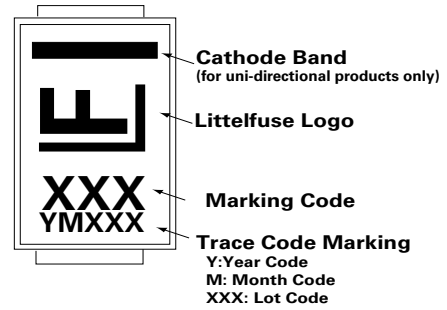


| Dimensions | Inches | | Millimeters | |
|------------|--------|-------|-------------|-------|
| | Min | Max | Min | Max |
| A | 0.114 | 0.126 | 2.900 | 3.200 |
| B | 0.260 | 0.280 | 6.600 | 7.110 |
| C | 0.220 | 0.245 | 5.590 | 6.220 |
| D | 0.079 | 0.103 | 2.060 | 2.620 |
| E | 0.030 | 0.060 | 0.760 | 1.520 |
| F | - | 0.008 | - | 0.203 |
| G | 0.305 | 0.320 | 7.750 | 8.130 |
| H | 0.006 | 0.012 | 0.152 | 0.305 |
| I | 0.129 | - | 3.300 | - |
| J | 0.094 | - | 2.400 | - |
| K | - | 0.165 | - | 4.200 |
| L | 0.094 | - | 2.400 | - |

Part Numbering System



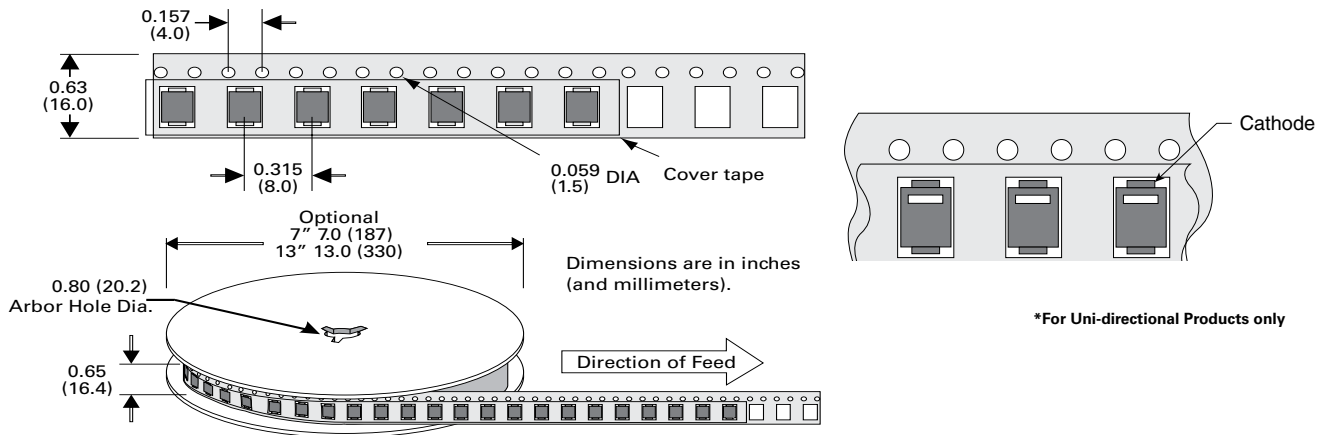
Part Marking System



Packaging Options

| Part number | Component Package | Quantity | Packaging Option | Packaging Specification |
|--------------|-------------------|----------|----------------------------------|-------------------------|
| SMDJxxxXX | DO-214AB | 3000 | Tape & Reel - 16mm tape/13" reel | EIA STD RS-481 |
| SMDJxxxXX-T7 | DO-214AB | 500 | Tape & Reel - 16mm tape/7" reel | EIA STD RS-481 |

Tape and Reel Specification



Disclaimer Notice - Information furnished is believed to be accurate and reliable. However, users should independently evaluate the suitability of and test each product selected for their own applications. Littelfuse products are not designed for, and may not be used in, all applications. Read complete Disclaimer Notice at www.littelfuse.com/disclaimer-electronics.

Looking for pricing, stock, or lifecycle information?

Click below to explore more details on WIN SOURCE:

 [View SMDJ12A on WIN SOURCE](#)

 [Littelfuse Inc. Information](#)

Optimize Your Supply Chain with WIN SOURCE Solutions

-  Global Sourcing Solution
-  Obsolete Management
-  Cost Control Management
-  Shortage Management
-  Alternative Solution
-  Excess Inventory Management