




**THE DATASHEET OF
HER203G A0G**



Glass Passivated High Efficient Rectifiers

FEATURES

- Glass passivated chip junction
- High efficiency, Low VF
- High current capability
- High surge current capability
- Low power loss
- Compliant to RoHS Directive 2011/65/EU and in accordance to WEEE 2002/96/EC
- Halogen-free according to IEC 61249-2-21 definition


DO-204AC (DO-15)
MECHANICAL DATA
Case: DO-204AC (DO-15)

Molding compound, UL flammability classification rating 94V-0

Base P/N with suffix "G" on packing code - green compound (halogen-free)

Base P/N with prefix "H" on packing code - AEC-Q101 qualified

Terminal: Matte tin plated leads, solderable per JESD22-B102

Meet JESD 201 class 1A whisker test

with prefix "H" on packing code meet JESD 201 class 2 whisker test

Weight: 0.4g (approximately)

MAXIMUM RATINGS AND ELECTRICAL CHARACTERISTICS (T _A =25°C unless otherwise noted)											
PARAMETER	SYMBOL	HER 201G	HER 202G	HER 203G	HER 204G	HER 205G	HER 206G	HER 207G	HER 208G	UNIT	
Maximum repetitive peak reverse voltage	V _{RRM}	50	100	200	300	400	600	800	1000	V	
Maximum RMS voltage	V _{RMS}	35	70	140	210	280	420	560	700	V	
Maximum DC blocking voltage	V _{DC}	50	100	200	300	400	600	800	1000	V	
Maximum average forward rectified current	I _{F(AV)}	2								A	
Peak forward surge current, 8.3 ms single half sine-wave superimposed on rated load	I _{FSM}	60								A	
Maximum instantaneous forward voltage (Note 1) @ 2 A	V _F	1.0			1.3		1.7			V	
Maximum reverse current @ rated VR T _J =25 °C T _J =125 °C	I _R	5 150								μA	
Maximum reverse recovery time (Note 2)	T _{rr}	50					75				ns
Typical junction capacitance (Note 3)	C _j	35					20				pF
Typical thermal resistance	R _{θJA}	60								°C/W	
Operating junction temperature range	T _J	- 55 to +150								°C	
Storage temperature range	T _{STG}	- 55 to +150								°C	

Note 1: Pulse test with PW=300 μs, 1% duty cycle

Note 2: Reverse Recovery Test Conditions: I_F=0.5A, I_R=1.0A, I_{RR}=0.25A

Note 3: Measured at 1 MHz and Applied Reverse Voltage of 4.0V D.C.

ORDERING INFORMATION					
PART NO.	AEC-Q101 QUALIFIED	PACKING CODE	GREEN COMPOUND CODE	PACKAGE	PACKING
HER20xG (Note 1)	Prefix "H"	A0	Suffix "G"	DO-15	1,500 / Ammo box
		R0		DO-15	3,500 / 13" Paper reel
		B0		DO-15	1,000 / Bulk packing

Note 1: "x" defines voltage from 50V (HER201G) to 1000V (HER208G)

EXAMPLE					
PREFERRED P/N	PART NO.	AEC-Q101 QUALIFIED	PACKING CODE	GREEN COMPOUND CODE	DESCRIPTION
HER201G A0	HER201G		A0		
HER201G A0G	HER201G		A0	G	Green compound
HER201GHA0	HER201G	H	A0		AEC-Q101 qualified

RATINGS AND CHARACTERISTICS CURVES

(TA=25°C unless otherwise noted)

FIG. 1- MAXIMUM FORWARD CURRENT DERATING CURVE

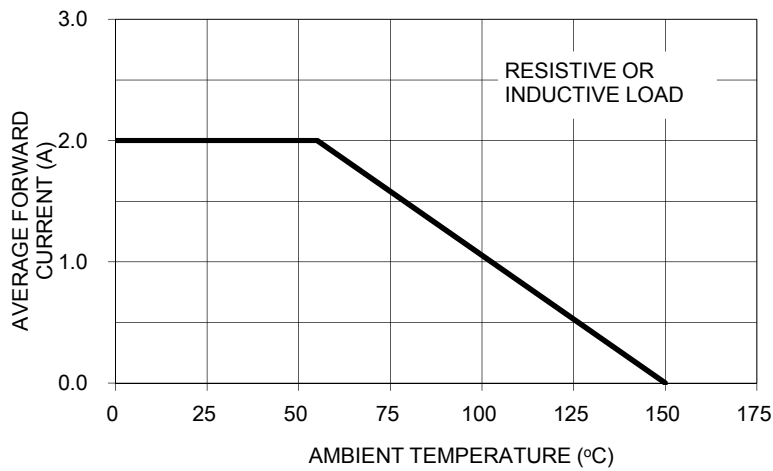


FIG. 2- TYPICAL REVERSE CHARACTERISTICS

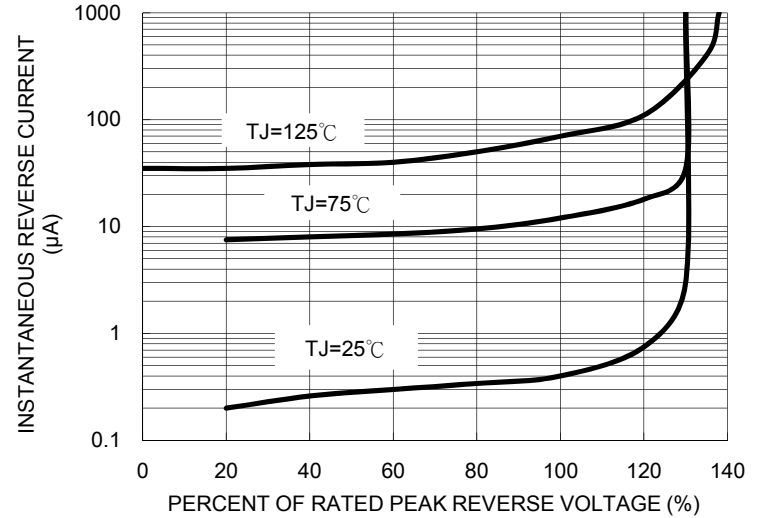


FIG. 3- MAXIMUM NON-REPETITIVE FORWARD SURGE CURRENT

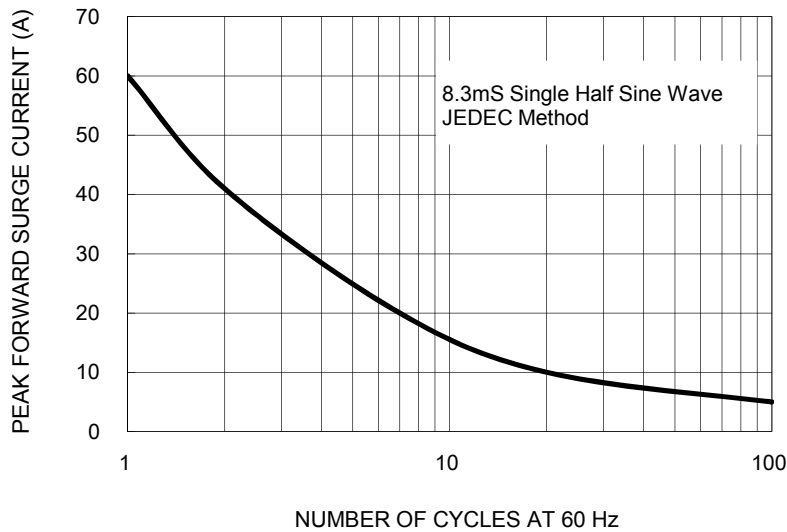


FIG. 5- TYPICAL FORWARD CHARACTERISTICS

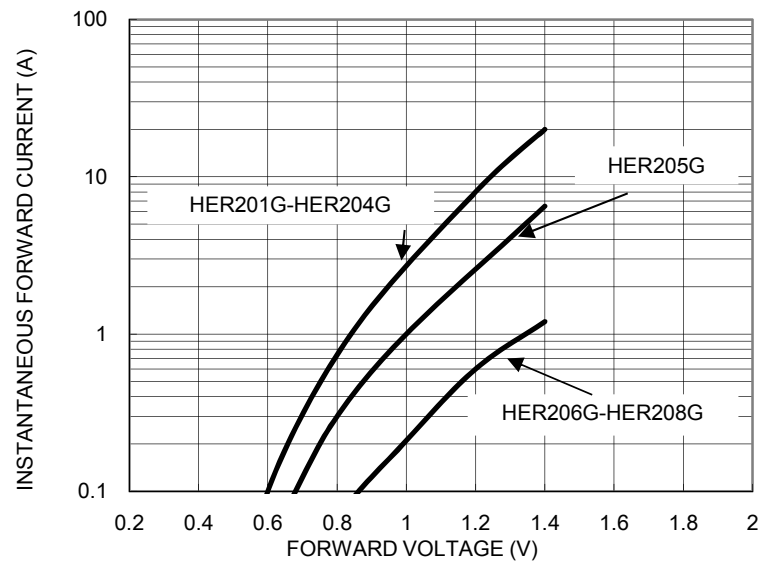


FIG. 5- TYPICAL JUNCTION CAPACITANCE

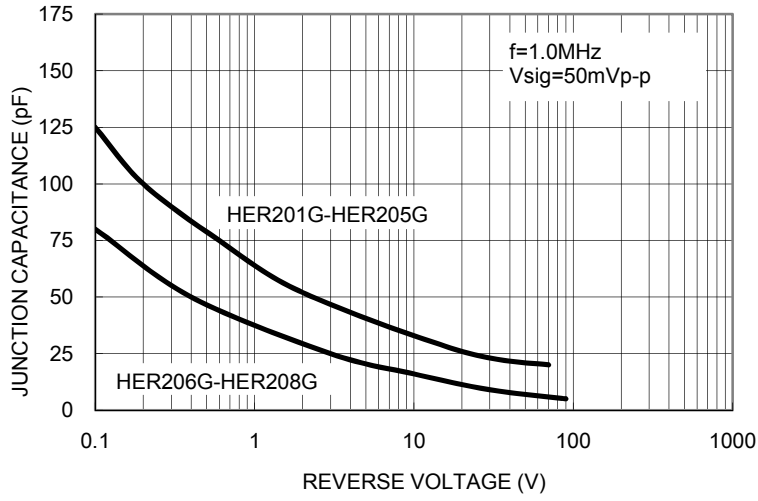
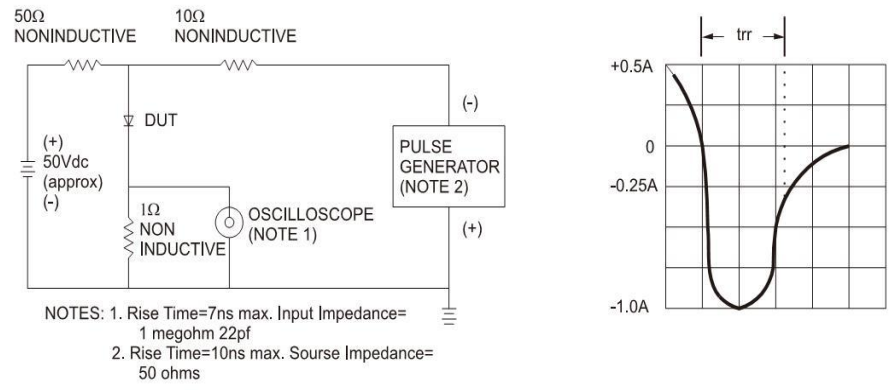
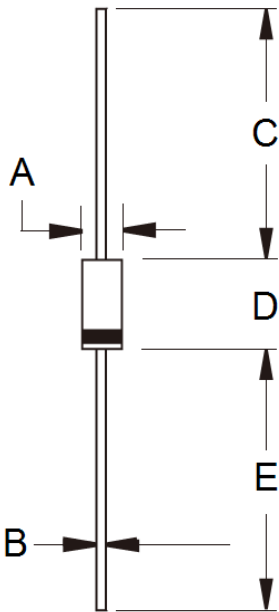


FIG.6- REVERSE RECOVERY TIME CHARACTERISTIC AND TEST CIRCUIT DIAGRAM



PACKAGE OUTLINE DIMENSIONS



DIM.	Unit (mm)		Unit (inch)	
	Min	Max	Min	Max
A	2.60	3.60	0.102	0.142
B	0.70	0.90	0.028	0.035
C	25.40	-	1.000	-
D	5.80	7.60	0.228	0.299
E	25.40	-	1.000	-

MARKING DIAGRAM



P/N = Specific Device Code
G = Green Compound
YWW = Date Code
F = Factory Code

Notice

Specifications of the products displayed herein are subject to change without notice. TSC or anyone on its behalf, assumes no responsibility or liability for any errors inaccuracies.

Information contained herein is intended to provide a product description only. No license, express or implied, to any intellectual property rights is granted by this document. Except as provided in TSC's terms and conditions of sale for such products, TSC assumes no liability whatsoever, and disclaims any express or implied warranty, relating to sale and/or use of TSC products including liability or warranties relating to fitness for a particular purpose, merchantability, or infringement of any patent, copyright, or other intellectual property right.

The products shown herein are not designed for use in medical, life-saving, or life-sustaining applications. Customers using or selling these products for use in such applications do so at their own risk and agree to fully indemnify TSC for any damages resulting from such improper use or sale.

Looking for pricing, stock, or lifecycle information?

Click below to explore more details on WIN SOURCE:

[View HER203G A0G on WIN SOURCE](#)

[Taiwan Semiconductor Information](#)

Optimize Your Supply Chain with WIN SOURCE Solutions

- ✓ Global Sourcing Solution
- ✓ Obsolete Management
- ✓ Cost Control Management
- ✓ Shortage Management
- ✓ Alternative Solution
- ✓ Excess Inventory Management