

LBG Series

- For airbag application
- High capacitance, low impedance, and good low temperature behavior
- Endurance with ripple current : 5,000 hours at 105°C
- Solvent resistant type (see PRECAUTIONS AND GUIDELINES)
- RoHS2 Compliant
- AEC-Q200 compliant : Please contact Chemi-Con for more details, test data, information.

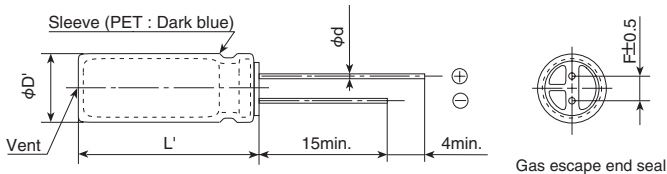


◆ SPECIFICATIONS

Items	Characteristics	
Category	-55 to +105°C	
Temperature Range		
Rated Voltage Range	25 & 35V _{dc}	
Capacitance Range	1,000 to 11,000μF (at 20°C, 120Hz)	
Capacitance Tolerance	0 to +30% (A) (at 20°C, 120Hz)	
Leakage Current	I=0.01CV Where, I : Max. leakage current (μA), C : Nominal capacitance (μF), V : Rated voltage (V) (at 20°C after 2 minutes)	
Dissipation Factor (tan δ)	Rated voltage (V _{dc})	25V 35V
	tan δ (Max.)	0.20 0.16
	When nominal capacitance exceeds 1,000μF, add 0.02 to the value above for each 1,000μF increase. (at 20°C, 120Hz)	
Low Temperature Characteristics (Max. Impedance Ratio)	Rated voltage (V _{dc})	25V 35V
	Z(-55°C)/Z(+20°C)	3 3
	(at 120Hz)	
Endurance	The following specifications shall be satisfied when the capacitors are restored to 20°C after subjected to DC voltage with the rated ripple current is applied (the peak voltage shall not exceed the rated voltage) for 5,000 hours at 105°C.	
	Capacitance change	≤ ±20% of the initial value
	D.F. (tan δ)	≤ 200% of the initial specified value
	Leakage current	≤ The initial specified value
Shelf Life	The following specifications shall be satisfied when the capacitors are restored to 20°C after exposing them for 1,000 hours at 105°C without voltage applied. Before the measurement, the capacitor shall be preconditioned by applying voltage according to Item 4.1 of JIS C 5101-4.	
	Capacitance change	≤ ±20% of the initial value
	D.F. (tan δ)	≤ 200% of the initial specified value
	Leakage current	≤ The initial specified value

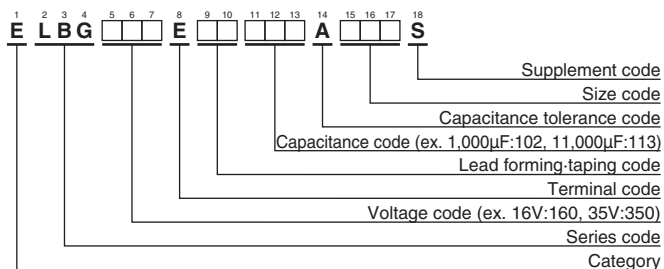
◆ DIMENSIONS [mm]

● Terminal Code : E



φD	12.5	14.5	16	18
φd	0.6	0.8	0.8	0.8
F	5.0	7.5	7.5	7.5
φD'	φD+0.5max.			
L'	L+1.5max.			

◆ PART NUMBERING SYSTEM



Please refer to "Product code guide (radial lead type)"

◆STANDARD RATINGS

WV (V _{dc})	Cap (μF)	Case size φ D×L(mm)	tan δ	Impedance (Ω max./100kHz)		Rated ripple current (mA rms/105°C, 100kHz)	Part No.
				20°C	-40°C		
25	1,700	12.5 × 20	0.20	0.057	0.29	1,700	ELBG250E □□ 172AK20S
	2,400	12.5 × 25	0.22	0.045	0.23	2,000	ELBG250E □□ 242AK25S
	2,400	14.5 × 20	0.22	0.051	0.26	2,000	ELBG250E □□ 242AU20S
	2,800	12.5 × 30	0.22	0.039	0.20	2,300	ELBG250E □□ 282AK30S
	3,000	16 × 20	0.24	0.044	0.22	2,250	ELBG250E □□ 302AL20S
	3,400	14.5 × 25	0.24	0.041	0.21	2,400	ELBG250E □□ 342AU25S
	3,500	12.5 × 35	0.24	0.033	0.17	2,700	ELBG250E □□ 352AK35S
	4,200	16 × 25	0.26	0.033	0.17	2,600	ELBG250E □□ 422AL25S
	4,200	18 × 20	0.26	0.042	0.21	2,500	ELBG250E □□ 422AM20S
	4,500	12.5 × 40	0.26	0.027	0.14	3,100	ELBG250E □□ 452AK40S
	4,600	14.5 × 31.5	0.26	0.032	0.16	2,700	ELBG250E □□ 462AUN3S
	5,400	14.5 × 35.5	0.28	0.028	0.14	3,100	ELBG250E □□ 542AUP1S
	5,600	16 × 31.5	0.28	0.026	0.13	3,200	ELBG250E □□ 562ALN3S
	6,000	18 × 25	0.30	0.030	0.15	2,800	ELBG250E □□ 602AM25S
	6,400	14.5 × 40	0.30	0.025	0.13	3,400	ELBG250E □□ 642AU40S
	6,600	16 × 35.5	0.30	0.023	0.12	3,500	ELBG250E □□ 662ALP1S
	35	7,800	16 × 40	0.32	0.021	0.11	3,800
7,900		18 × 31.5	0.32	0.024	0.12	3,500	ELBG250E □□ 792AMN3S
9,200		18 × 35.5	0.36	0.022	0.11	3,700	ELBG250E □□ 922AMP1S
11,000		18 × 40	0.40	0.020	0.10	4,000	ELBG250E □□ 113AM40S
1,000		12.5 × 20	0.16	0.057	0.29	1,700	ELBG350E □□ 102AK20S
1,400		12.5 × 25	0.16	0.045	0.23	2,000	ELBG350E □□ 142AK25S
1,400		14.5 × 20	0.16	0.051	0.26	2,000	ELBG350E □□ 142AU20S
1,600		12.5 × 30	0.16	0.039	0.20	2,300	ELBG350E □□ 162AK30S
1,800		16 × 20	0.16	0.044	0.22	2,250	ELBG350E □□ 182AL20S
2,000		14.5 × 25	0.18	0.041	0.21	2,400	ELBG350E □□ 202AU25S
2,100		12.5 × 35	0.18	0.033	0.17	2,700	ELBG350E □□ 212AK35S
2,500		16 × 25	0.18	0.033	0.17	2,600	ELBG350E □□ 252AL25S
2,500		18 × 20	0.18	0.042	0.21	2,500	ELBG350E □□ 252AM20S
2,700		12.5 × 40	0.18	0.027	0.14	3,100	ELBG350E □□ 272AK40S
2,800		14.5 × 31.5	0.18	0.032	0.16	2,700	ELBG350E □□ 282AUN3S
3,200		14.5 × 35.5	0.20	0.028	0.14	3,100	ELBG350E □□ 322AUP1S
3,400		16 × 31.5	0.20	0.026	0.13	3,200	ELBG350E □□ 342ALN3S
3,600	18 × 25	0.20	0.030	0.15	2,800	ELBG350E □□ 362AM25S	
3,800	14.5 × 40	0.20	0.025	0.13	3,400	ELBG350E □□ 382AU40S	
4,000	16 × 35.5	0.22	0.023	0.12	3,500	ELBG350E □□ 402ALP1S	
4,700	16 × 40	0.22	0.021	0.11	3,800	ELBG350E □□ 472AL40S	
4,800	18 × 31.5	0.22	0.024	0.12	3,500	ELBG350E □□ 482AMN3S	
5,600	18 × 35.5	0.24	0.022	0.11	3,700	ELBG350E □□ 562AMP1S	
6,700	18 × 40	0.26	0.020	0.10	4,000	ELBG350E □□ 672AM40S	

□□ : Enter the appropriate lead forming or taping code.

◆RATED RIPPLE CURRENT MULTIPLIERS

●Frequency Multipliers

Capacitance(μF)	Frequency(Hz)			
	120	1k	10k	100k
1,000 to 2,000	0.60	0.87	0.95	1.00
2,100 to 3,800	0.75	0.90	0.95	1.00
4,000 to 11,000	0.85	0.95	0.98	1.00

The endurance of capacitors is reduced with internal heating produced by ripple current at the rate of halving the lifetime with every 5°C rise. When long life performance is required in actual use, the rms ripple current has to be reduced.


Looking for pricing, stock, or lifecycle information?

Click below to explore more details on WIN SOURCE:

 [View ELBG250EC3192AM15S on WIN SOURCE](#)

 [United Chemi-Con Information](#)

Optimize Your Supply Chain with WIN SOURCE Solutions

-  Global Sourcing Solution
-  Obsolete Management
-  Cost Control Management
-  Shortage Management
-  Alternative Solution
-  Excess Inventory Management