



**THE DATASHEET OF
ZX5T869GTA**



ZX5T869G

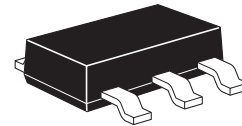
25V NPN LOW SATURATION TRANSISTOR IN SOT223

SUMMARY

$BV_{CEO} = 25V$; $R_{SAT} = 27m\Omega$; $I_C = 7A$

DESCRIPTION

Packaged in the SOT223 outline this new 5th generation low saturation 25V NPN transistor offers extremely low on state losses making it ideal for use in DC-DC circuits and various driving and power management functions.



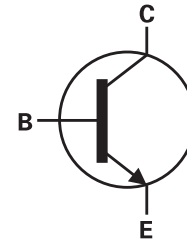
SOT223

FEATURES

- Extremely low equivalent on-resistance; $R_{SAT} = 27m\Omega$ at 6.5A
- 7 amps continuous current
- Up to 20 amps peak current
- Very low saturation voltages
- Excellent h_{FE} characteristics up to 20 amps

APPLICATIONS

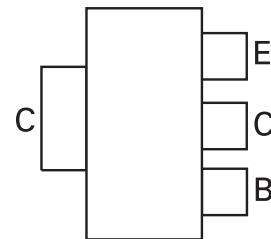
- DC - DC converters
- MOSFET gate drivers
- Charging circuits
- Power switches
- Motor control



ORDERING INFORMATION

DEVICE	REEL SIZE	TAPE WIDTH	QUANTITY PER REEL
ZX5T869GTA	7"	12mm embossed	1000 units
ZX5T869GTC	13"	12mm embossed	4000 units

PINOUT



TOP VIEW

DEVICE MARKING

- X5T869

ZX5T869G

ABSOLUTE MAXIMUM RATINGS

PARAMETER	SYMBOL	LIMIT	UNIT
Collector-base voltage	BV_{CBO}	60	V
Collector-emitter voltage	BV_{CEO}	25	V
Emitter-base voltage	BV_{EBO}	7.5	V
Continuous collector current	I_C	7	A
Peak pulse current	I_{CM}	20	A
Power dissipation at $T_A = 25^\circ\text{C}$ ^(a)	P_D	3.0	W
Linear derating factor		24	mW/ $^\circ\text{C}$
Power dissipation at $T_A = 25^\circ\text{C}$ ^(b)	P_D	1.6	W
Linear derating factor		12.8	mW/ $^\circ\text{C}$
Operating and storage temperature range	T_j, T_{stg}	-55 to +150	$^\circ\text{C}$

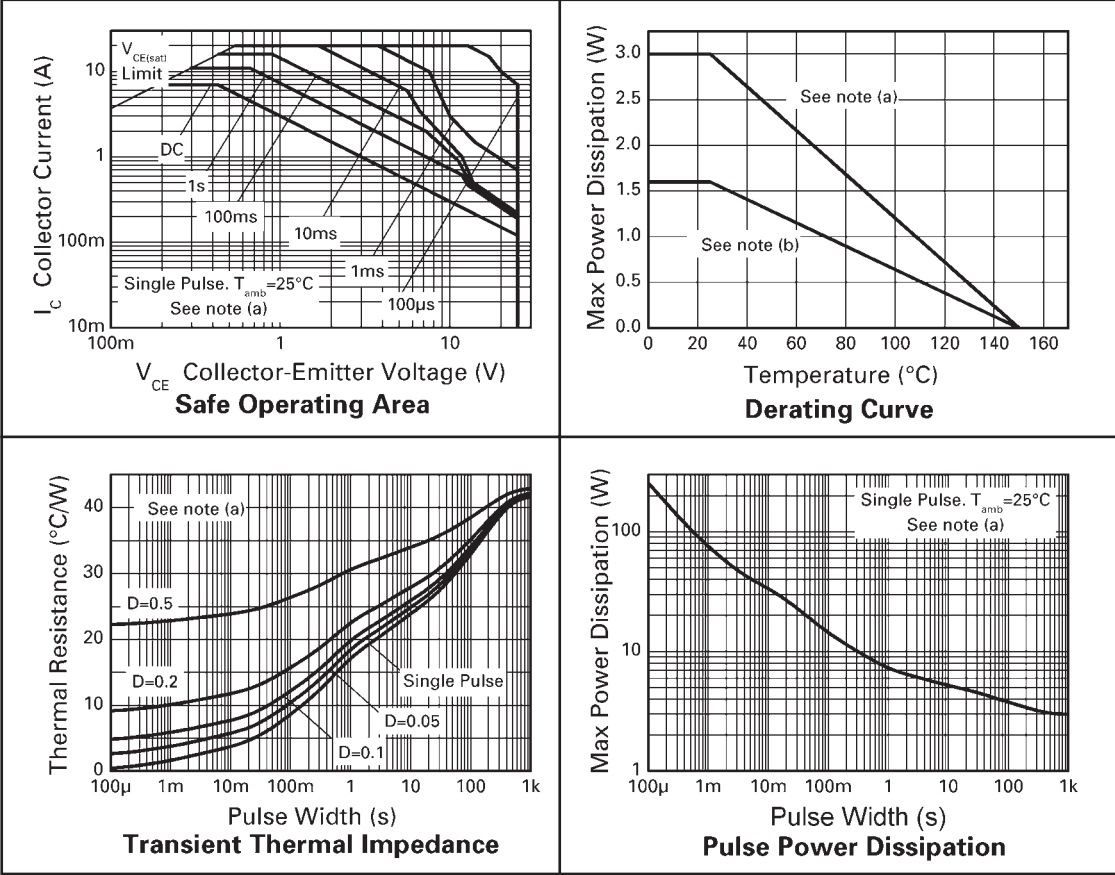
THERMAL RESISTANCE

PARAMETER	SYMBOL	VALUE	UNIT
Junction to ambient ^(a)	$R_{\theta JA}$	42	$^\circ\text{C}/\text{W}$
Junction to ambient ^(b)	$R_{\theta JA}$	78	$^\circ\text{C}/\text{W}$

NOTES

- (a) For a device surface mounted on 52mm x 52mm x 1.6mm FR4 PCB with high coverage of single sided 2oz copper, in still air conditions.
(b) For a device surface mounted on 25mm x 25mm x 1.6mm FR4 PCB with high coverage of single sided 1oz copper, in still air conditions.

CHARACTERISTICS



ZX5T869G

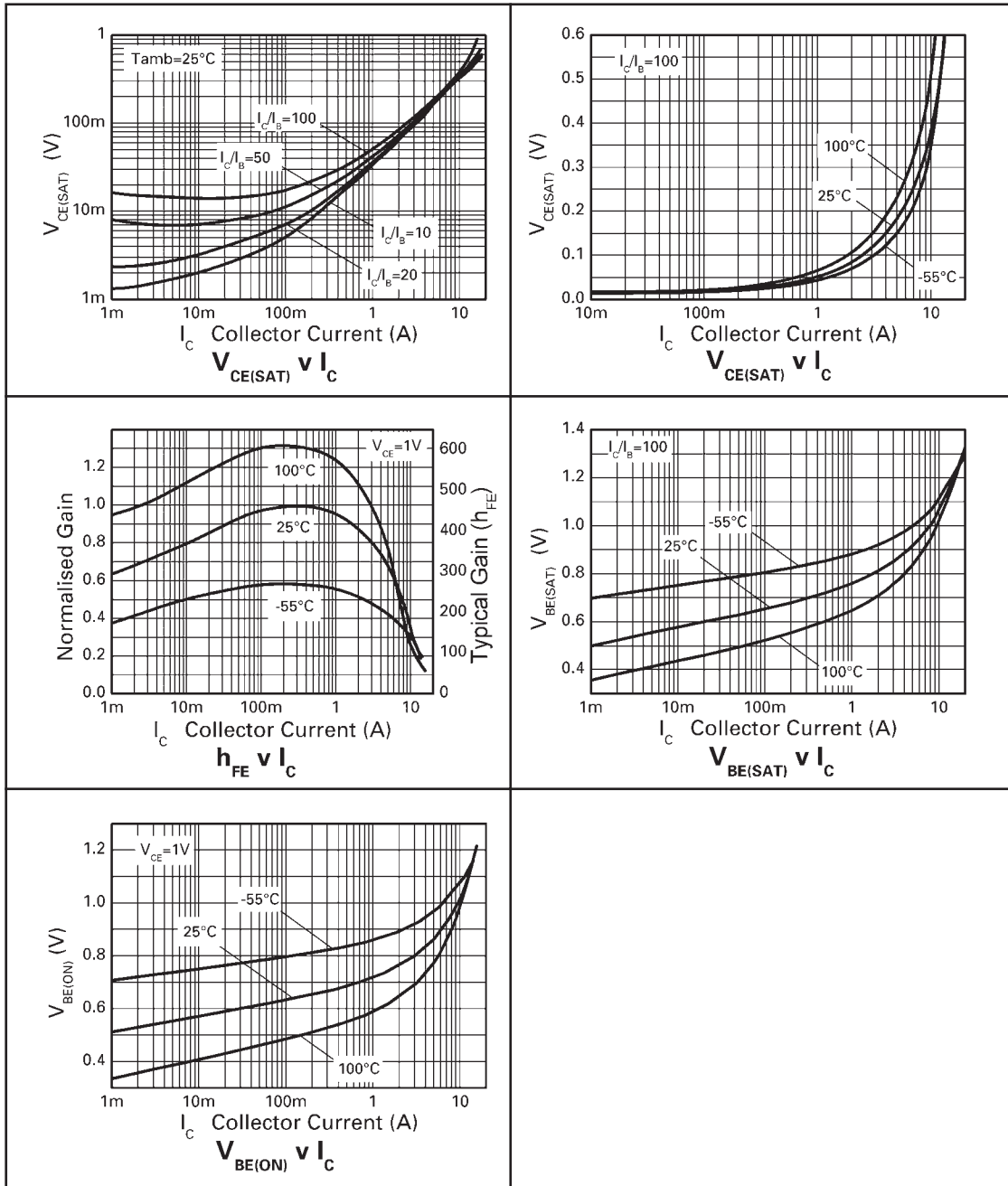
ELECTRICAL CHARACTERISTICS (at $T_{amb} = 25^{\circ}\text{C}$ unless otherwise stated)

PARAMETER	SYMBOL	MIN.	TYP.	MAX.	UNIT	CONDITIONS
Collector-base breakdown voltage	BV_{CBO}	60	105		V	$I_C = 100\mu\text{A}$
Collector-emitter breakdown voltage	BV_{CER}	60	105		V	$I_C = 1\mu\text{A}$, $R_B \leq 1\text{k}\Omega$
Collector-emitter breakdown voltage	BV_{CEO}	25	35		V	$I_C = 10\text{mA}^*$
Emitter-base breakdown voltage	BV_{EBO}	7.5	8.2		V	$I_E = 100\mu\text{A}$
Collector cut-off current	I_{CBO}			20 0.5	nA μA	$V_{CB} = 50\text{V}$ $V_{CB} = 50\text{V}$, $T_{amb} = 100^{\circ}\text{C}$
Collector cut-off current	I_{CER} $R \leq 1\text{k}\Omega$			20 0.5	nA μA	$V_{CB} = 50\text{V}$ $V_{CB} = 50\text{V}$, $T_{amb} = 100^{\circ}\text{C}$
Emitter cut-off current	I_{EBO}			10	nA	$V_{EB} = 6\text{V}$
Collector-emitter saturation voltage	$V_{CE(SAT)}$		26 51 98 173	40 65 80 150 220	mV mV mV mV mV	$I_C = 500\text{mA}$, $I_B = 10\text{mA}^*$ $I_C = 1\text{A}$, $I_B = 100\text{mA}^*$ $I_C = 1\text{A}$, $I_B = 10\text{mA}^*$ $I_C = 2\text{A}$, $I_B = 10\text{mA}^*$ $I_C = 6.5\text{A}$, $I_B = 150\text{mA}^*$
Base-emitter saturation voltage	$V_{BE(SAT)}$		1010	1080	mV	$I_C = 6.5\text{A}$, $I_B = 150\text{mA}^*$
Base-emitter turn-on voltage	$V_{BE(ON)}$		885	980	mV	$I_C = 6.5\text{A}$, $V_{CE} = 1\text{V}^*$
Static forward current transfer ratio	h_{FE}	300 300 200 40	400 450 300 90			$I_C = 10\text{mA}$, $V_{CE} = 1\text{V}^*$ $I_C = 1\text{A}$, $V_{CE} = 1\text{V}^*$ $I_C = 7\text{A}$, $V_{CE} = 1\text{V}^*$ $I_C = 20\text{A}$, $V_{CE} = 1\text{V}^*$
Transition frequency	f_T		150			$I_C = 100\text{mA}$, $V_{CE} = 10\text{V}$ $f = 50\text{MHz}$
Output capacitance	C_{OBO}		48		pF	$V_{CB} = 10\text{V}$, $f = 1\text{MHz}^*$
Switching times	t_{ON} t_{OFF}		33 464		ns	$I_C = 1\text{A}$, $V_{CC} = 10\text{V}$, $I_{B1} = -I_{B2} = 100\text{mA}$

* Measured under pulsed conditions. Pulse width $\leq 300\mu\text{s}$; duty cycle $\leq 2\%$.

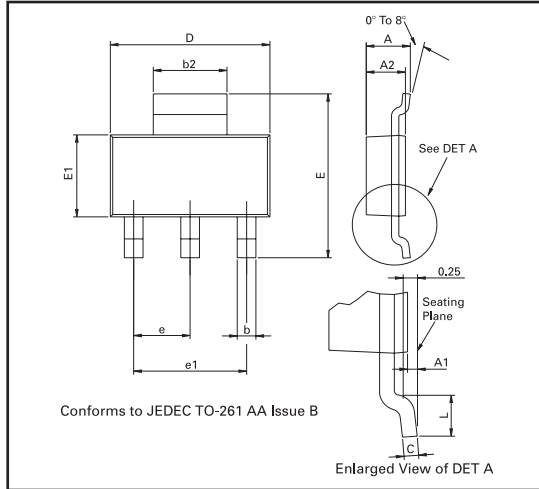
ZX5T869G

TYPICAL CHARACTERISTICS

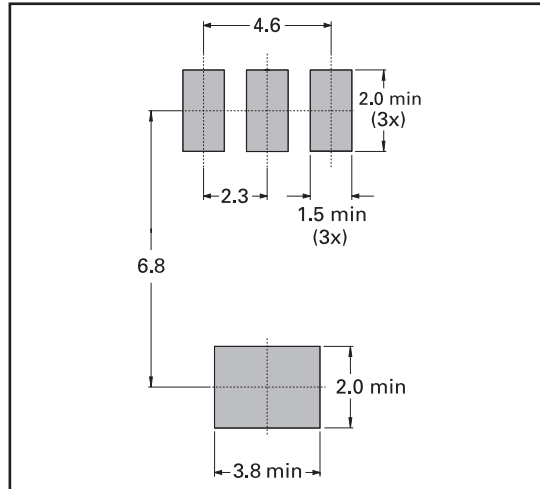


ZX5T869G

PACKAGE OUTLINE



PAD LAYOUT DETAILS



Controlling dimensions are in millimeters. Approximate conversions are given in inches

PACKAGE DIMENSIONS

DIM	Millimeters		Inches		DIM	Millimeters		Inches	
	Min	Max	Min	Max		Min	Max	Min	Max
A	-	1.80	-	0.071	e	2.30 BSC		0.0905 BSC	
A1	0.02	0.10	0.0008	0.004	e1	4.60 BSC		0.181 BSC	
b	0.66	0.84	0.026	0.033	E	6.70	7.30	0.264	0.287
b2	2.90	3.10	0.114	0.122	E1	3.30	3.70	0.130	0.146
C	0.23	0.33	0.009	0.013	L	0.90	-	0.355	-
D	6.30	6.70	0.248	0.264	-	-	-	-	-

© Zetex plc 2003

Europe

Zetex plc
Fields New Road
Chadderton
Oldham, OL9 8NP
United Kingdom
Telephone: (44) 161 622 4444
Fax: (44) 161 622 4446
hq@zetex.com

Zetex GmbH
Streitfeldstraße 19
D-81673 München
Germany
Telefon: (49) 89 45 49 49 0
Fax: (49) 89 45 49 49 49
europe.sales@zetex.com

Americas

Zetex Inc
700 Veterans Memorial Hwy
Hauppauge, NY 11788
USA
Telephone: (1) 631 360 2222
Fax: (1) 631 360 8222
usa.sales@zetex.com

Asia Pacific

Zetex (Asia) Ltd
3701-04 Metroplaza Tower 1
Hing Fong Road
Kwai Fong
Hong Kong
Telephone: (852) 26100 611
Fax: (852) 24250 494
asia.sales@zetex.com

These offices are supported by agents and distributors in major countries world-wide.

This publication is issued to provide outline information only which (unless agreed by the Company in writing) may not be used, applied or reproduced for any purpose or form part of any order or contract or be regarded as a representation relating to the products or services concerned. The Company reserves the right to alter without notice the specification, design, price or conditions of supply of any product or service.


For the latest product information, log on to www.zetex.com



ISSUE 1 - NOVEMBER 2003

Looking for pricing, stock, or lifecycle information?

Click below to explore more details on WIN SOURCE:

-  [View ZX5T869GTA on WIN SOURCE](#)
-  [Diodes Incorporated Information](#)

Optimize Your Supply Chain with WIN SOURCE Solutions

-  Global Sourcing Solution
-  Obsolete Management
-  Cost Control Management
-  Shortage Management
-  Alternative Solution
-  Excess Inventory Management