



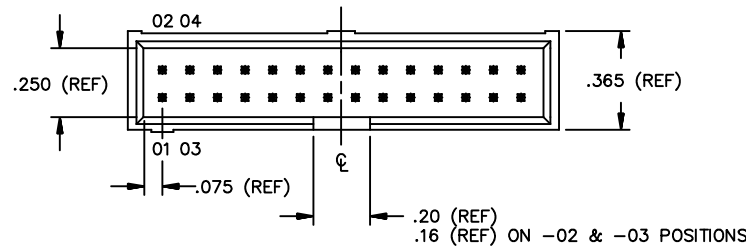
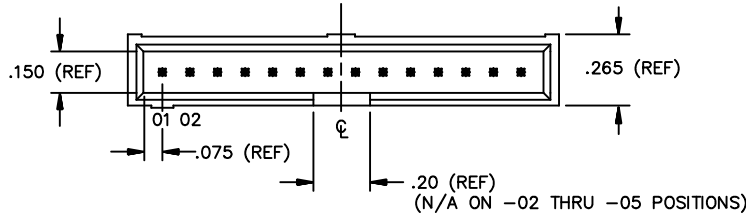
**THE DATASHEET OF
ZSS-103-06-G-D-960**



DO NOT SCALE FROM THIS PRINT

DIMENSIONS ARE IN INCHES		UNLESS OTHERWISE NOTED	TOLERANCES ARE:	TITLE:	DWG NO:
ONE PLACE DECIMALS ±.1	THREE PLACE DECIMALS ± .005		ANGLES ± 2°	ZSS-ASSEMBLY	ZSS-1XX-XX-XXX-X-XXXX-XX-XX
TWO PLACE DECIMALS ±.01	FOUR PLACE DECIMALS ± .0020				SHEET 1 OF 1

ZSS-1XX-XX-XXX-X-XXXX-XX-XX



NO. OF POSITIONS
(02 THRU 18, 20, 24, 22, 25, 28, 30, 32, 36)

LEAD STYLE
SEE TABLE 1

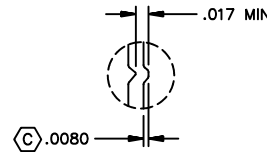
PLATING OPTION

- G: 10µ" GOLD IN CONTACT AREA, 3µ" GOLD ON TAIL
- T: MATTE TIN CONTACT AND TAIL
- S: 30µ" SELECTIVE GOLD IN CONTACT AREA, MATTE TIN ON TAIL
- H: 30µ" GOLD IN CONTACT AREA, 3µ" GOLD ON TAIL
- L: 10µ" SELECTIVE GOLD IN CONTACT AREA, MATTE TIN ON TAIL
- F: 3µ" SELECTIVE GOLD IN CONTACT AREA, MATTE TIN ON TAIL
- STL: 30µ" SELECTIVE GOLD IN CONTACT AREA, (90/10 +/-5%) TAIL (ONLY AVAILABLE IN -06 LEAD STYLE)

POLARIZED OPTION
SPECIFY POSITION TO BE REMOVED (XX)
-LL: LOCKING LEAD (SEE SECT. 'A-A' & FIG. 1)
STACKING HEIGHT
.450 MIN. STACKING HEIGHT (.535 MIN. BOARD SPACING WHEN MATED WITH SAMTEC SSW)

TABLE 1

LEAD STYLE	TERMINAL	MAX. STACKING HEIGHT	"A"
-01	T-1S6-15-XX-2	.540	.630
-02	T-1S6-09-XX-2	.640	.730
-03	T-1S6-10-XX-2	.740	.830
-04	T-1S6-11-XX-2	.840	.930
-05	T-1S6-12-XX-2	.940	1.030
-06	T-1S6-20-XX-2	1.040	1.130
-07	T-1S6-13-XX-2	1.140	1.230
-08	T-1S6-19-XX-2	1.240	1.330
-09	T-1S6-14-XX-2	1.340	1.430



CRIMP DETAIL
SCALE: 2x
[TYP- ALL CRIMPS]

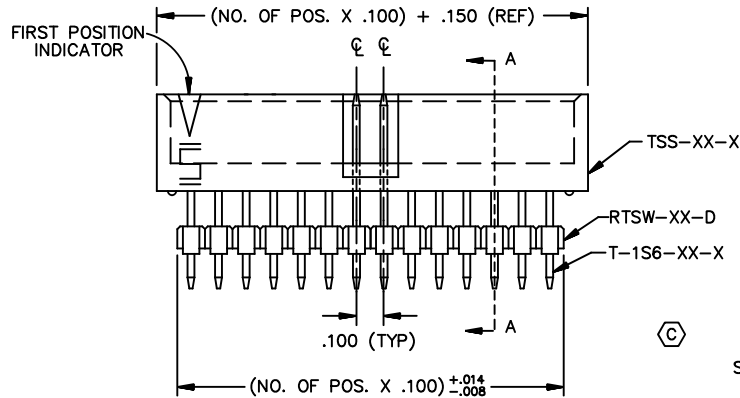
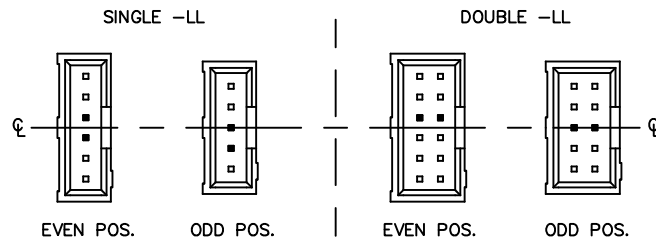
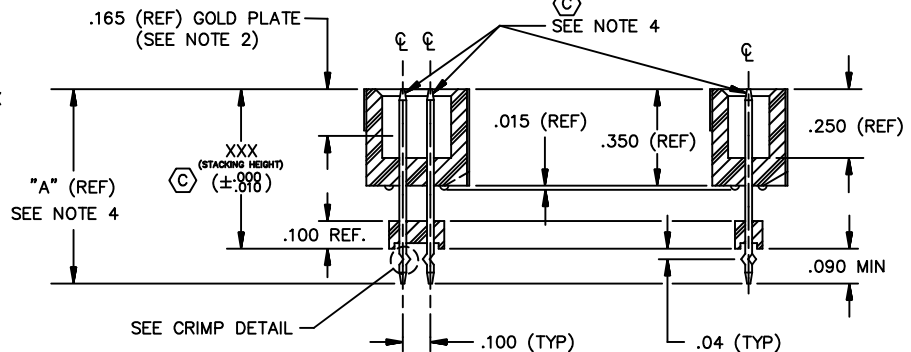


FIG 1



■ = CRIMP LOCATION



SECTION A-A

NOTES:

1. TERMINAL PUSHOUT FORCE 3 LBS.
2. ASSEMBLE GOLD PLATE END AS SHOWN.
3. () REPRESENTS CRITICAL DIMENSION FOR STATISTICAL PROCESS CONTROL.
4. TERMINALS TO BE FLUSH TO .010 BELOW TOP OF SHROUD.
5. INSULATOR MATERIALS: PBT, UL 94 V0
6. FOR ADDED MECHANICAL STABILITY, SAMTEC RECOMMENDS MECHANICAL BOARD SPACERS BE USED IN APPLICATIONS WITH GOLD OR SELECTIVE GOLD PLATED CONNECTORS. CONTACT IPG@SAMTEC.COM FOR MORE INFORMATION.

PROPRIETARY NOTE
THIS DOCUMENT CONTAINS INFORMATION CONFIDENTIAL AND PROPRIETARY TO SAMTEC INC. AND SHALL NOT BE REPRODUCED OR TRANSFERRED TO OTHER DOCUMENTS OR DISCLOSED TO OTHERS OR USED FOR ANY PURPOSE OTHER THAN THAT FOR WHICH IT WAS OBTAINED WITHOUT THE EXPRESSED WRITTEN CONSENT OF SAMTEC INC.

EXISPROD\ASSEMBLY100
ZSS-ASM

samtec

520 PARK EAST BLVD. NEW ALBANY, INDIANA 47150
PHONE (812) 944-6733 P.O. BOX 1147
CODE 55322

MADE BY: TIM PLUMMER

ZSS-1XX-XX-XXX-X-XXXX-XX-XX

SHEET 1 OF 1

Looking for pricing, stock, or lifecycle information?

Click below to explore more details on WIN SOURCE:

 [View ZSS-103-06-G-D-960 on WIN SOURCE](#)

 [Samtec Inc. Information](#)

Optimize Your Supply Chain with WIN SOURCE Solutions

-  Global Sourcing Solution
-  Obsolete Management
-  Cost Control Management
-  Shortage Management
-  Alternative Solution
-  Excess Inventory Management