



**THE DATASHEET OF  
VLF10040T-6R8N4R5**



# SMD Inductors(Coils) For Power Line(Wound, Magnetic Shielded)

Conformity to RoHS Directive

## VLF Series VLF10040

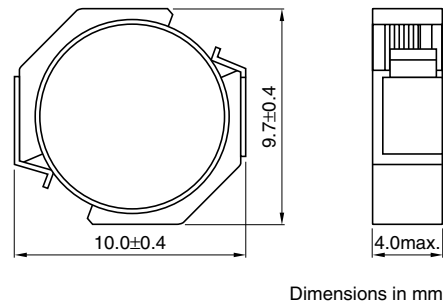
### FEATURES

- Mount area: 9.7×10.0mm  
Low profile: 4.0mm max. height
- Compare to SLF10145(TDK conventional product) type  
Low loss and large current capability design  
DC resistance: 0.92×SLF10145  
Rated DC current: 1.3×SLF10145
- Generic use for portable DC to DC converter line
- High magnetic shield construction should actualize high resolution for EMC protection.
- Available for automatic mounting in tape and reel package.
- The products do not contain lead and support lead-free soldering.

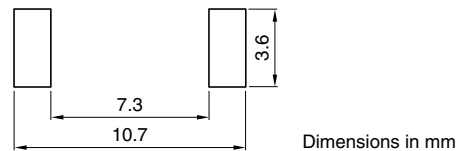
### APPLICATIONS

Note book computers, amusement equipment, DVD players, VRMs, plasma displays, etc.

### SHAPES AND DIMENSIONS



### RECOMMENDED PC BOARD PATTERN



### ELECTRICAL CHARACTERISTICS

Part No.	Inductance (μH)	Inductance tolerance(%)	Test frequency (kHz)	DC resistance(mΩ)		Rated current(A)*	
				max.	typ.	Based on inductance change max.	Based on temperature rise typ.
VLF10040T-1R0N9R7	1.0	±30	100	5.2	4.3	11.9	9.7
VLF10040T-1R5N8R9	1.5	±30	100	6.2	5.1	9.9	8.9
VLF10040T-2R2N7R1	2.2	±30	100	9.5	7.9	8.2	7.1
VLF10040T-3R3N6R2	3.3	±30	100	12.6	10.5	6.7	6.2
VLF10040T-4R7N5R4	4.7	±30	100	15.3	12.7	5.4	5.6
VLF10040T-6R8N4R5	6.8	±30	100	23.8	19.8	4.6	4.5
VLF10040T-100M3R8	10	±20	100	33	28	3.8	3.8
VLF10040T-150M3R1	15	±20	100	42	36	3.1	3.3
VLF10040T-220M2R5	22	±20	100	58	50	2.5	2.8
VLF10040T-330M2R1	33	±20	100	93	80	2.1	2.2
VLF10040T-470M1R7	47	±20	100	124	108	1.7	1.9
VLF10040T-680M1R4	68	±20	100	178	155	1.4	1.6
VLF10040T-101M1R2	100	±20	100	248	216	1.2	1.3
VLF10040T-151MR99	150	±20	100	394	343	0.99	1.1
VLF10040T-221MR81	220	±20	100	537	467	0.81	0.9
VLF10040AT-331MR67	330	±20	100	870	757	0.67	0.7

\* Rated current: Value obtained when current flows and the temperature has risen to 40°C or when DC current flows and the nominal value of inductance has fallen by 30%, whichever is smaller.



- Operating temperature range: -40 to +105°C (Including self-temperature rise)

• Conformity to RoHS Directive: This means that, in conformity with EU Directive 2002/95/EC, lead, cadmium, mercury, hexavalent chromium, and specific bromine-based flame retardants, PBB and PBDE, have not been used, except for exempted applications.

• All specifications are subject to change without notice.

## Looking for pricing, stock, or lifecycle information?

Click below to explore more details on WIN SOURCE:

-  [View VLF10040T-6R8N4R5 on WIN SOURCE](#)
-  [TDK Corporation](#) Information

## Optimize Your Supply Chain with WIN SOURCE Solutions

-  Global Sourcing Solution
-  Obsolete Management
-  Cost Control Management
-  Shortage Management
-  Alternative Solution
-  Excess Inventory Management