THE DATASHEET OF

VLC6045T-4R7M

www.win-source.net 0086-755-83957316

TDK

SMD Inductors(Coils)
For Power Line(Wound, Magnetic Shielded)

Conformity to RoHS Directive

VLC Series VLC6045

FEATURES

- Miniature size
  Mount area: 6×6mm
  Height: 4.5mm max.
- Generic use for portable DC to DC converter line
- Available for automatic mounting in tape and real package.
- The products do not contain lead and support lead-free soldering.

APPLICATIONS

DC to DC converters for LCD-TV, printers, note PC, etc.

SHAPES AND DIMENSIONS

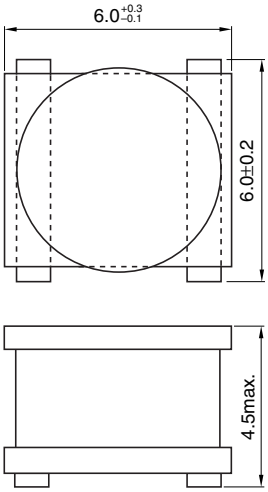

Dimensions in mm

RECOMMENDED PC BOARD PATTERN

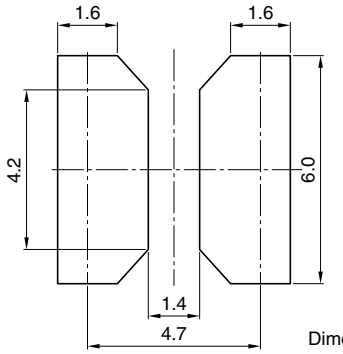

Dimensions in mm

ELECTRICAL CHARACTERISTICS

Part No.	Inductance (μH)	Inductance tolerance	Test frequency (kHz)	DC resistance(Ω)		Rated current(A)*	
				max.	typ.	Based on inductance change max.	Based on temperature rise typ.
VLC6045T-1R5N	1.5	±30%	100	0.015	0.011	5.7	5.1
VLC6045T-2R2N	2.2	±30%	100	0.017	0.013	5.5	4.8
VLC6045T-3R3N	3.3	±30%	100	0.020	0.017	4.7	4.2
VLC6045T-4R7M	4.7	±20%	100	0.027	0.023	3.8	3.8
VLC6045T-6R8M	6.8	±20%	100	0.041	0.035	3.0	2.9
VLC6045T-100M	10	±20%	100	0.058	0.046	2.5	2.5
VLC6045T-150M	15	±20%	100	0.091	0.076	2.1	2.1
VLC6045T-220M	22	±20%	100	0.13	0.10	1.7	1.7
VLC6045T-330M	33	±20%	100	0.18	0.15	1.4	1.4
VLC6045T-470M	47	±20%	100	0.26	0.22	1.2	1.1
VLC6045T-680M	68	±20%	100	0.41	0.34	0.9	1.0
VLC6045T-101M	100	±20%	100	0.59	0.49	0.8	0.7
VLC6045T-151M	150	±20%	100	0.75	0.63	0.6	0.6

* Rated current: Value obtained when current flows and the temperature has risen to 40°C or when DC current flows and the nominal value of inductance has fallen by 30%, whichever is smaller.

- Operating temperature range: –40 to +105°C (Including self-temperature rise)

- Conformity to RoHS Directive: This means that, in conformity with EU Directive 2002/95/EC, lead, cadmium, mercury, hexavalent chromium, and specific bromine-based flame retardants, PBB and PBDE, have not been used, except for exempted applications.

• All specifications are subject to change without notice.

TYPICAL ELECTRICAL CHARACTERISTICS
INDUCTANCE CHANGE and TEMPERATURE RISE vs. Idc SUPERPOSITION

—— Idc vs. Inductance(μH)
- - - - Idc vs. ΔT(˚C)

VLC6045T-1R5N

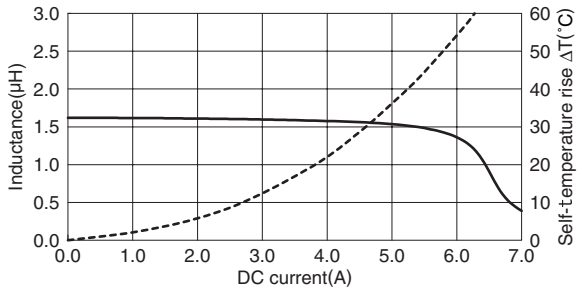

VLC6045T-2R2N

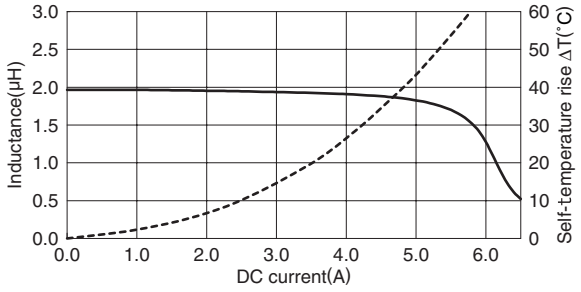

VLC6045T-3R3N

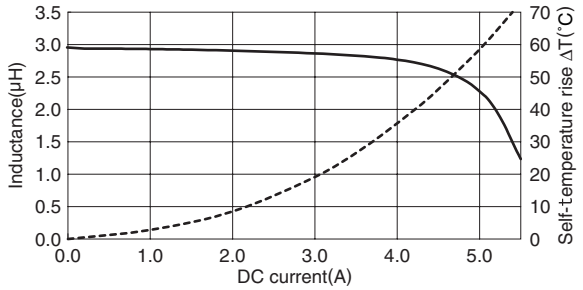

VLC6045T-4R7M

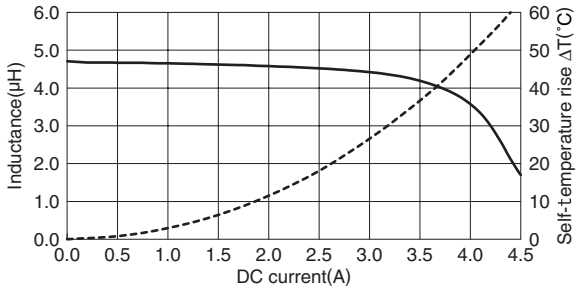

VLC6045T-6R8M

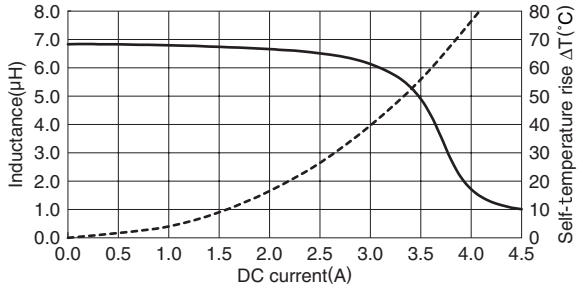

VLC6045T-100M

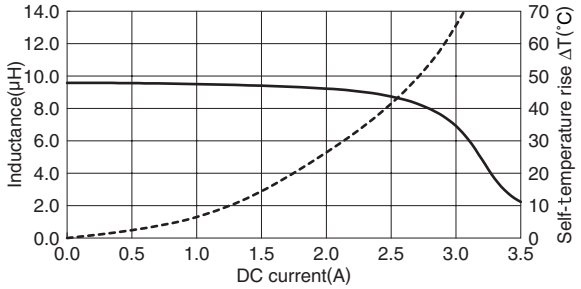

VLC6045T-150M

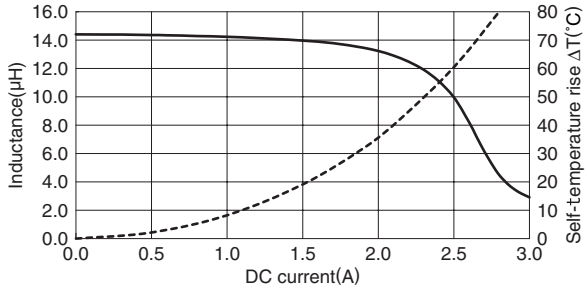

VLC6045T-220M

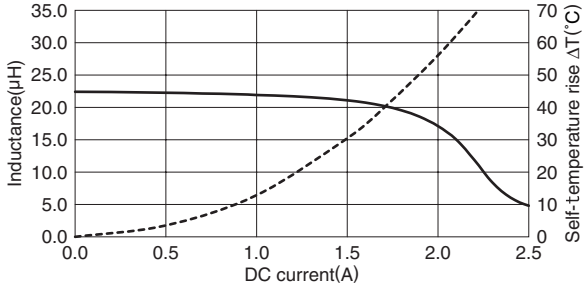

• All specifications are subject to change without notice.

TYPICAL ELECTRICAL CHARACTERISTICS

INDUCTANCE CHANGE and TEMPERATURE RISE vs. Idc SUPERPOSITION

—— Idc vs. Inductance(μH)
- - - - Idc vs. ΔT(˚C)

VLC6045T-330M

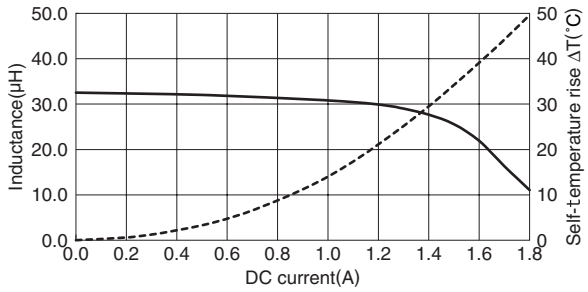

VLC6045T-470M

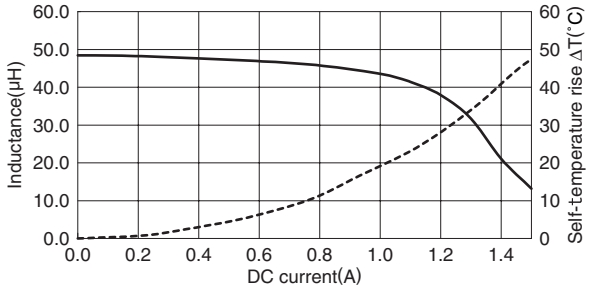

VLC6045T-680M

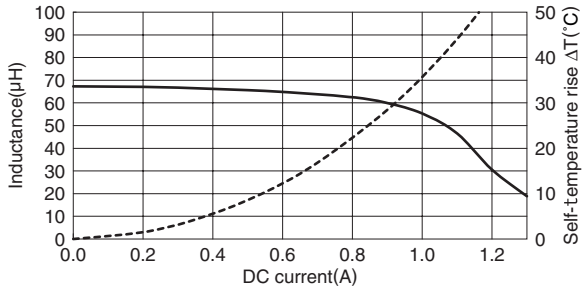

VLC6045T-101M

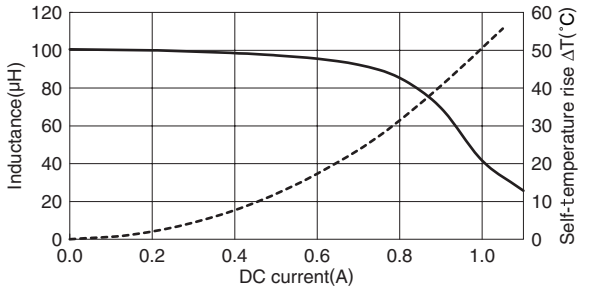

VLC6045T-151M

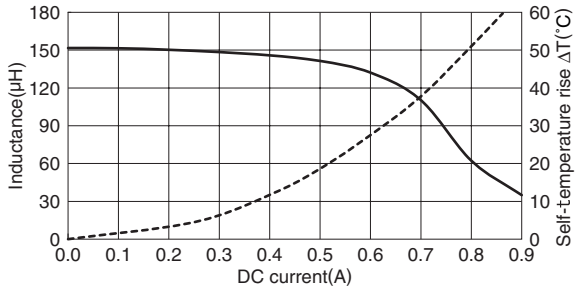

• All specifications are subject to change without notice.

Looking for pricing, stock, or lifecycle information?

Click below to explore more details on WIN SOURCE:

- View VLC6045T-4R7M on WIN SOURCE
- TDK Corporation Information

Optimize Your Supply Chain with WIN SOURCE Solutions

- Global Sourcing Solution
- Obsolete Management
- Cost Control Management
- Shortage Management
- Alternative Solution
- Excess Inventory Management