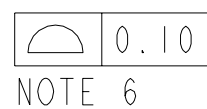
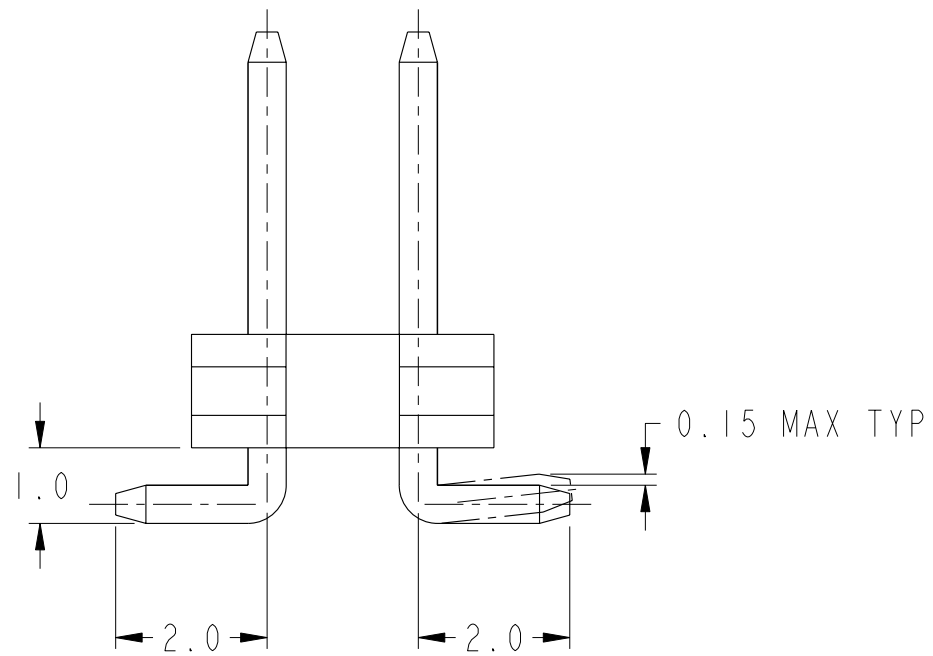
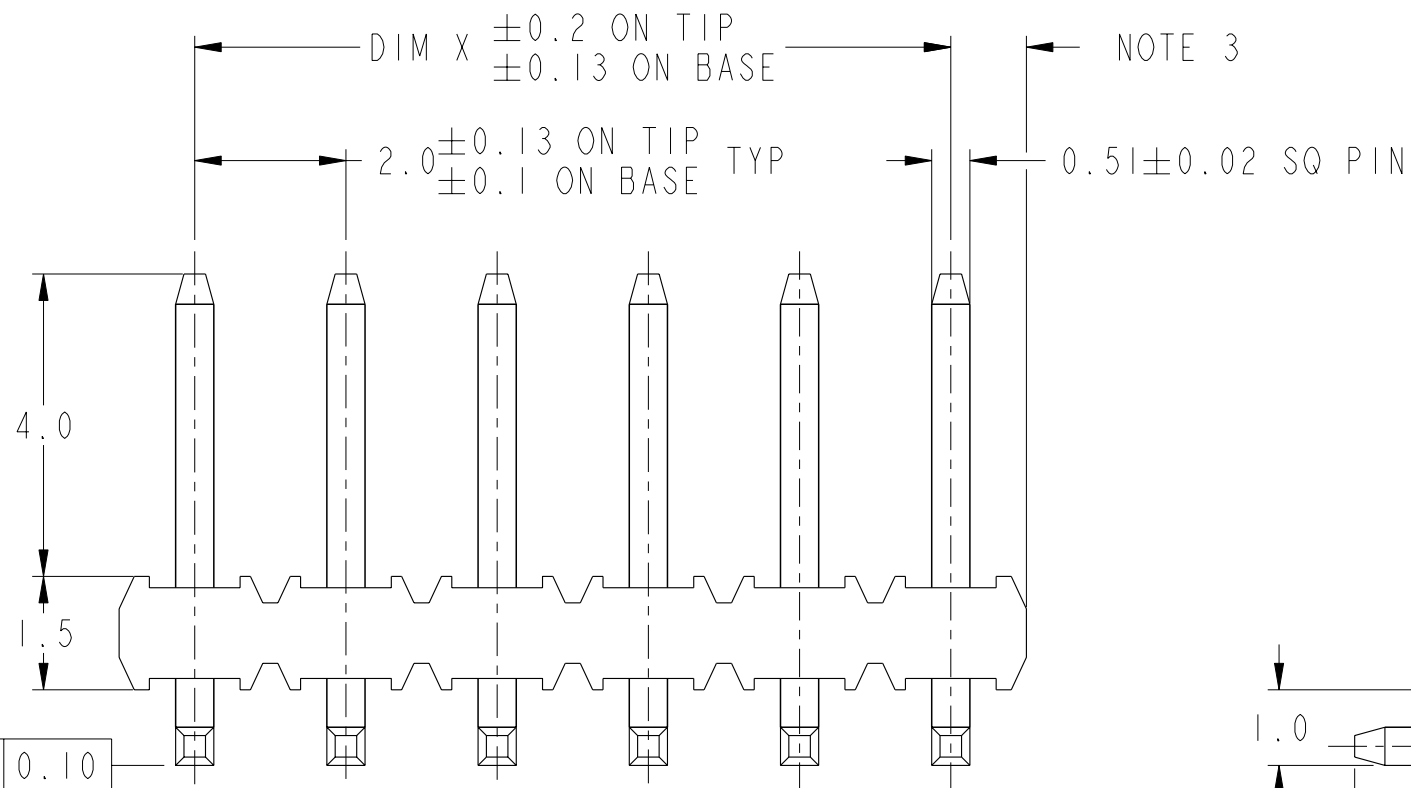
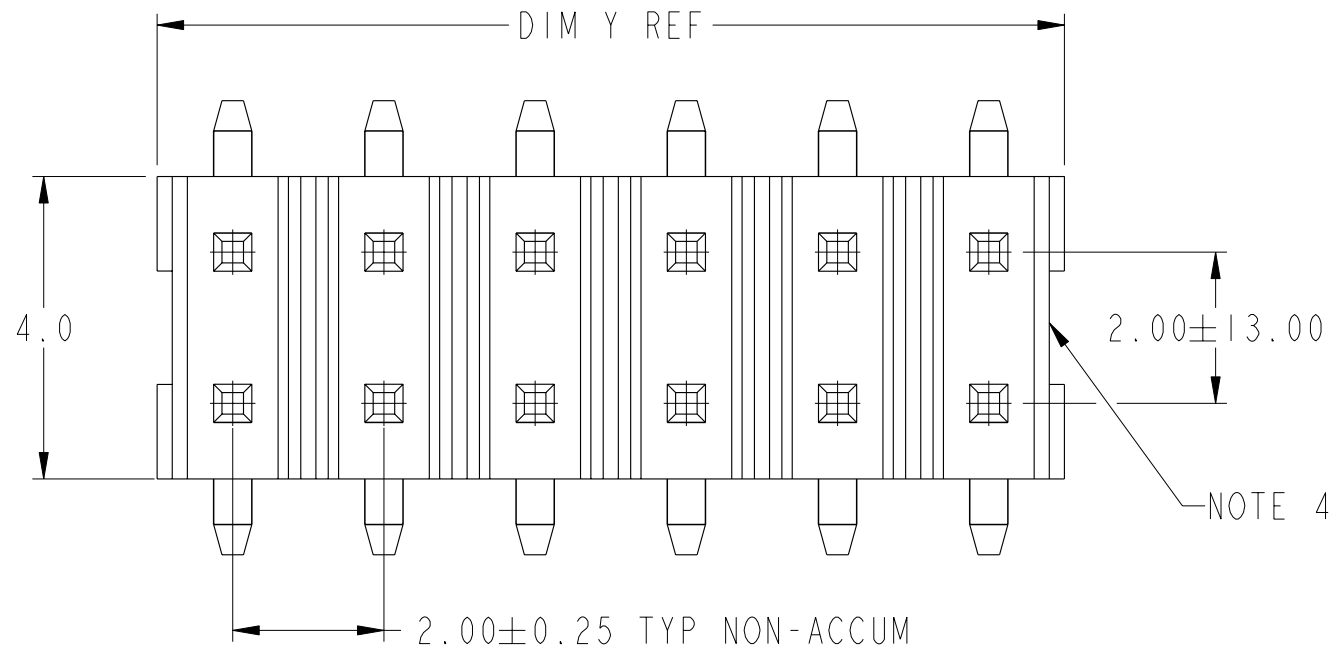




**THE DATASHEET OF  
94270-110TRLF**





**CONFIDENTIAL**

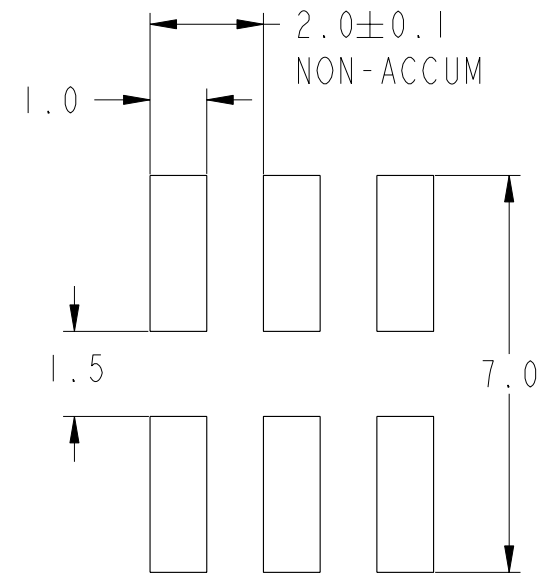
www.fciconnect.com			surface - ✓ ISO 1302	tolerance std ISO 406 ISO 1101	projection ⊕	MM
			TOLERANCES UNLESS OTHERWISE SPECIFIED		size A3	Scale 10:1
Dr	ML CHWA	1994-10-24	ANGULAR	0.X	±-	ECN S10-0205
Eng	BS LOW	1994-10-27		LINEAR	0.XX	
Chr	KH LEE	2010-01-13	0° ±°	0.XXX	±-	Spec ref -
Appr	JOEY NG	2010-01-13	Product family		MINITEK	
-	-	-	FCi		title MINITEK II	Rev. C
-	-	-	SMT STR HEADER		dwg no 94270	
-	-	-	catalog no		CUSTOMER	sheet 1 of 2

rev	ecn no	dr	date
A	S40256	BSL	1996-10-24
B	S05-0002	KBM	2005-01-05
C	S10-0205	PR	2010-01-13
-	-	-	-
-	-	-	-
-	-	-	-
-	-	-	-

PRODUCT NO.	POS	DIM X	DIM Y
94270-X04	2X2	2	4
-X06	2X3	4	6
-X08	2X4	6	8
-X10	2X5	8	10
-X12	2X6	10	12
-X14	2X7	12	14
-X16	2X8	14	16
-X18	2X9	16	18
-X20	2X10	18	20
-X22	2X11	20	22
-X24	2X12	22	24
-X26	2X13	24	26
-X28	2X14	26	28
-X30	2X15	28	30
-X32	2X16	30	32
-X34	2X17	32	34
-X36	2X18	34	36
-X38	2X19	36	38
-X40	2X20	38	40
-X42	2X21	40	42
-X44	2X22	42	44
-X46	2X23	44	46
-X48	2X24	46	48
-X50	2X25	48	50

6. COPLANARITY OF SOLDER LEADS TO BE WITHIN 0.10mm.
7. 94270-XXXLF IS SAME AS 94270-XXX. THE SUFFIX 'LF' IS ADDED JUST FOR EASY LEAD FREE IDENTIFICATION.
8. THE HOUSING WILL WITHSTAND EXPOSURE TO 255°C PEAK TEMPERATURE FOR 10 SECONDS IN A CONVECTION, INFRA-RED OR VAPOR PHASE REFLOW OVEN.
9. THE HOUSING WILL WITHSTAND EXPOSURE TO 260°C PEAK TEMPERATURE FOR 10 SECONDS IN A WAVE SOLDER APPLICATION WITH A 1.57MM MINIMUM THICK CIRCUIT BOARD.
10. THIS PRODUCT MEETS EUROPEAN UNION DIRECTIVES AND OTHER COUNTRY REGULATIONS AS DESCRIBED IN GS-22-008.
- △ 11. A △ SYMBOL WILL BE NEXT TO ANY DIMENSION, VIEW OR NOTE WHICH HAS BEEN MODIFIED WITH THE CURRENT DRAWING REVISION.

PLATING	DESCRIPTION
0	0.2µm Au OVER Ni
1	0.76µm Au OVER Ni
3	0.38µm Au OVER Ni
5	0.38µm PdNi W Au FLASH OVER Ni
6	0.76µm PdNi W Au FLASH OVER Ni



RECOMMENDED PAD LAYOUT

PART NUMBER INFORMATION

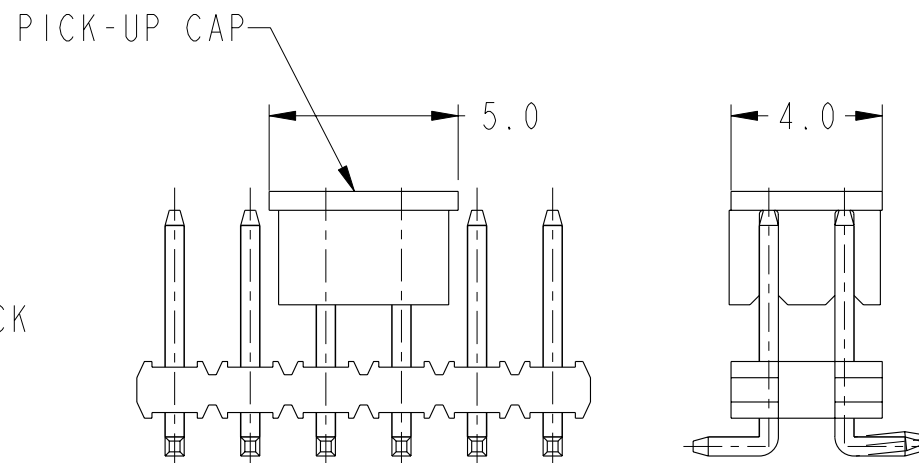
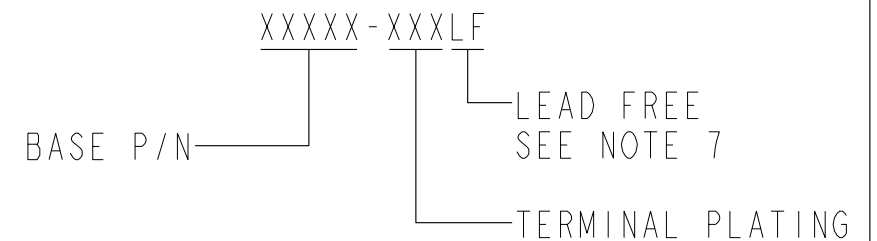


FIG. 1  
NOTE 5(c)  
SCALE 5:1

NOTES:

1. MATERIAL:  
BODY : HIGH TEMPERATURE PLASTIC UL 94V-0 BLACK  
PIN : COPPER ALLOY
2. TOLERANCE UNLESS OTHERWISE NOTED ±0.25
3. DIM 1.0 ±0.15 APPLIES TO MOLDED SIDE(S) ONLY. IF SIDE(S) ARE BROKEN, DIM 1.5 MAX APPLIES.
4. RECESS APPLIES TO MOLDED SIDE(S) ONLY.
5. PACKAGING:  
a) STANDARD PACKAGING IN PLASTIC BAG.  
b) SPECIFY 94270-XXXT FOR TUBE PACKAGING.  
c) SPECIFY 94270-XXXTR FOR TAP AND REEL PACKAGING.  
A PICK-UP CAP IS PROVIDED IN THE CENTRE OF THE PRODUCT (SEE FIG.1) FOR PICK AND PLACE APPLICATION. PLEASE CHECK WITH FACTORY ON AVAILABILITY OF TAPE & REEL PACKAGING.

CONFIDENTIAL

www.fciconnect.com			surface ISO 1302	tolerance std ISO 406 ISO 1101	projection MM
			TOLERANCES UNLESS OTHERWISE SPECIFIED		size A3
Dr	ML CHWA	1994-10-24	ANGULAR	0.X ±	Scale 10:1
Eng	BS LOW	1994-10-27	LINEAR	0.XX ±0.25	
Chr	KH LEE	2010-01-13	0° ±°	0.XXX ±	ECN S10-0205
Appr	JOEY NG	2010-01-13	Product family MINITEK		Spec ref -
FCi			MINITEK II SMT STR HEADER		dwg no 94270
catalog no			-		Rev. C
			CUSTOMER		sheet 2 of 2

## Looking for pricing, stock, or lifecycle information?

Click below to explore more details on WIN SOURCE:

 [View 94270-110TRLF on WIN SOURCE](#)

 [Amphenol FCI Information](#)

## Optimize Your Supply Chain with WIN SOURCE Solutions

-  Global Sourcing Solution
-  Obsolete Management
-  Cost Control Management
-  Shortage Management
-  Alternative Solution
-  Excess Inventory Management