



**THE DATASHEET OF
TLP621-1GR**





TLP621, TLP621-2, TLP621-4
TLP621X, TLP621-2X, TLP621-4X

HIGH DENSITY MOUNTING PHOTOTRANSISTOR OPTICALLY COUPLED ISOLATORS



APPROVALS

- UL recognised, File No. E91231
Package Code " EE "

'X' SPECIFICATION APPROVALS

- VDE 0884 in 3 available lead forms :
- STD
- G form
- SMD approved to CECC 00802

DESCRIPTION

The TLP621, TLP621-2 , TLP621-4 series of optically coupled isolators consist of infrared light emitting diodes and NPN silicon photo transistors in space efficient dual in line plastic packages.

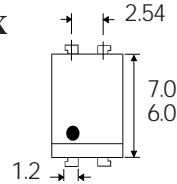
FEATURES

- Options :-
10mm lead spread - add G after part no.
Surface mount - add SM after part no.
Tape&reel - add SMT&R after part no.
- High Current Transfer Ratio (50% min)
- High Isolation Voltage (5.3kV_{RMS}, 7.5kV_{PK})
- High BV_{CEO} (55Vmin)
- All electrical parameters 100% tested
- Custom electrical selections available

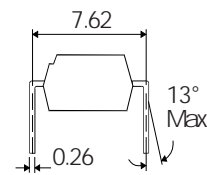
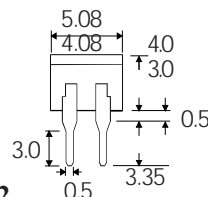
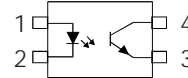
APPLICATIONS

- Computer terminals
- Industrial systems controllers
- Measuring instruments
- Signal transmission between systems of different potentials and impedances

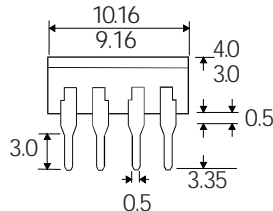
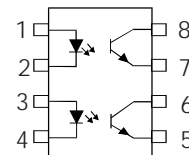
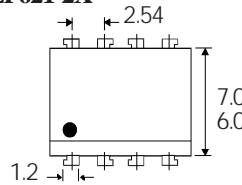
TLP621 TLP621X



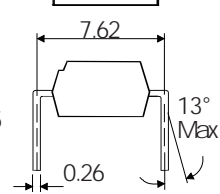
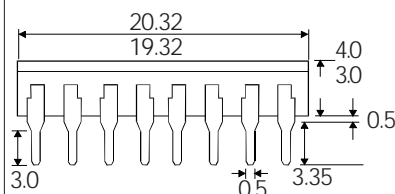
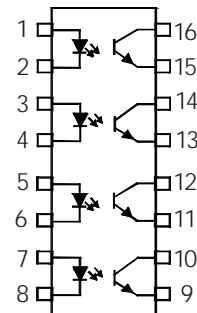
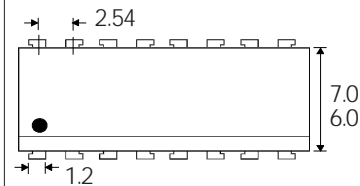
Dimensions in mm



TLP621-2 TLP621-2X



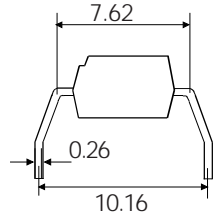
TLP621-4 TLP621-4X



OPTION SM SURFACE MOUNT



OPTION G



ISOCOM COMPONENTS LTD

Unit 25B, Park View Road West,
Park View Industrial Estate, Brenda Road
Hartlepool, Cleveland, TS25 1YD
Tel: (01429) 863609 Fax :(01429) 863581

ABSOLUTE MAXIMUM RATINGS

(25°C unless otherwise specified)

Storage Temperature	-55°C to +125°C
Operating Temperature	-30°C to +100°C
Lead Soldering Temperature (1/16 inch (1.6mm) from case for 10 secs)	260°C

INPUT DIODE

Forward Current	50mA
Reverse Voltage	5V
Power Dissipation	70mW

OUTPUT TRANSISTOR

Collector-emitter Voltage BV_{CEO}	55V
Emitter-collector Voltage BV_{ECO}	6V
Collector Current	50mA
Power Dissipation	150mW

POWER DISSIPATION

Total Power Dissipation	200mW
(derate linearly 2.67mW/°C above 25°C)	

ELECTRICAL CHARACTERISTICS ($T_A = 25^\circ\text{C}$ Unless otherwise noted)

PARAMETER		MIN	TYP	MAX	UNITS	TEST CONDITION
Input	Forward Voltage (V_F)	1.0	1.15	1.3	V	$I_F = 10\text{mA}$
	Reverse Current (I_R)			10	μA	$V_R = 5\text{V}$
Output	Collector-emitter Breakdown (BV_{CEO}) (Note 2)	55			V	$I_C = 0.5\text{mA}$
	Emitter-collector Breakdown (BV_{ECO})	6			V	$I_E = 100\mu\text{A}$
	Collector-emitter Dark Current (I_{CEO})			100	nA	$V_{CE} = 24\text{V}$
Coupled	Current Transfer Ratio (CTR) (Note 2) TLP621, TLP621-2, TLP621-4	50		600	%	$5\text{mA } I_F, 5\text{V } V_{CE}$
	CTR selection available GB	100		600	%	$5\text{mA } I_F, 5\text{V } V_{CE}$
	BL	200		600	%	$5\text{mA } I_F, 5\text{V } V_{CE}$
	GR	100		300	%	$5\text{mA } I_F, 5\text{V } V_{CE}$
	Collector-emitter Saturation Voltage $V_{CE(SAT)}$			0.4	V	$8\text{mA } I_F, 2.4\text{mA } I_C$
	GB			0.4	V	$1\text{mA } I_F, 0.2\text{mA } I_C$
	Input to Output Isolation Voltage V_{ISO}	5300			V_{RMS}	See note 1
		7500			V_{PK}	See note 1
Input-output Isolation Resistance R_{ISO}	5×10^{10}			Ω	$V_{IO} = 500\text{V}$ (note 1)	
Response Time (Rise), tr		4		μs	$V_{CE} = 2\text{V},$	
Response Time (Fall) Time, tf		3		μs	$I_C = 2\text{mA}, R_L = 100\Omega$	

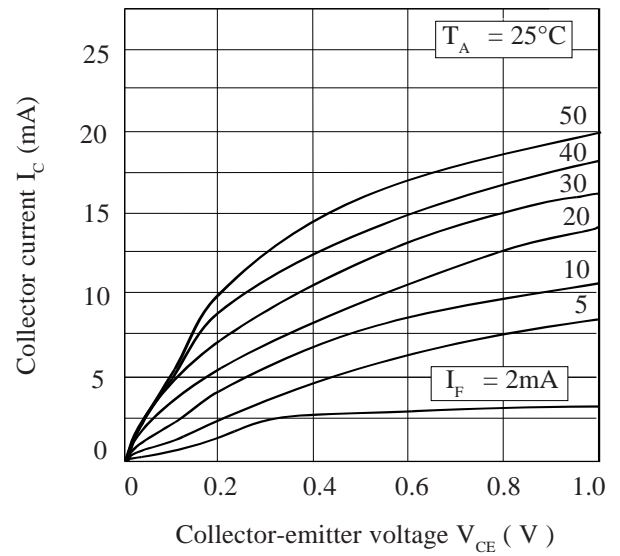
Note 1 Measured with input leads shorted together and output leads shorted together.

Note 2 Special Selections are available on request. Please consult the factory.

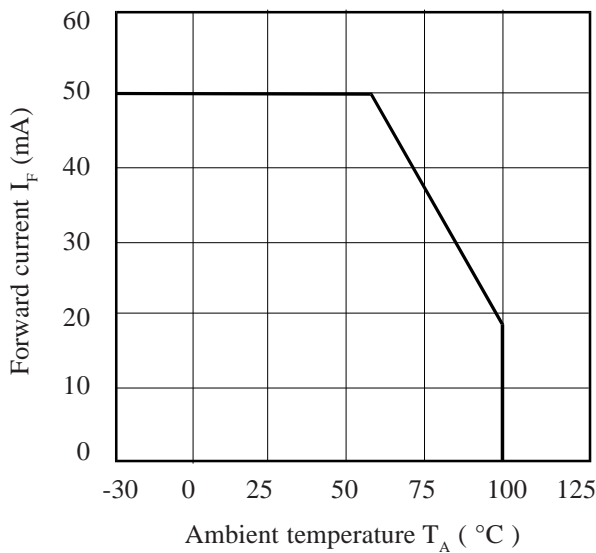
Collector Power Dissipation vs. Ambient Temperature



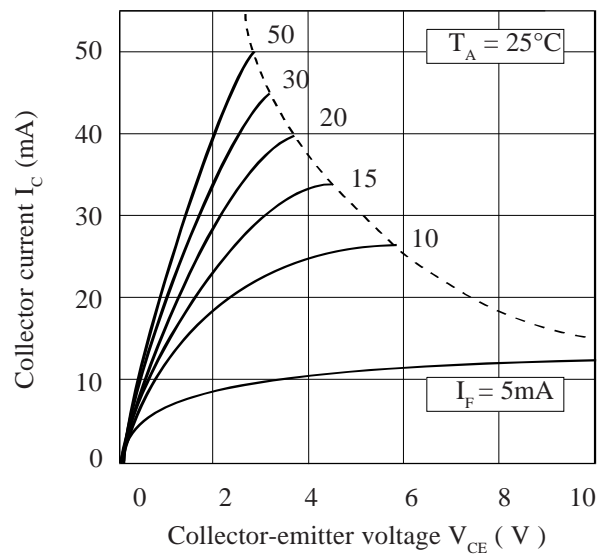
Collector Current vs. Low Collector-emitter Voltage



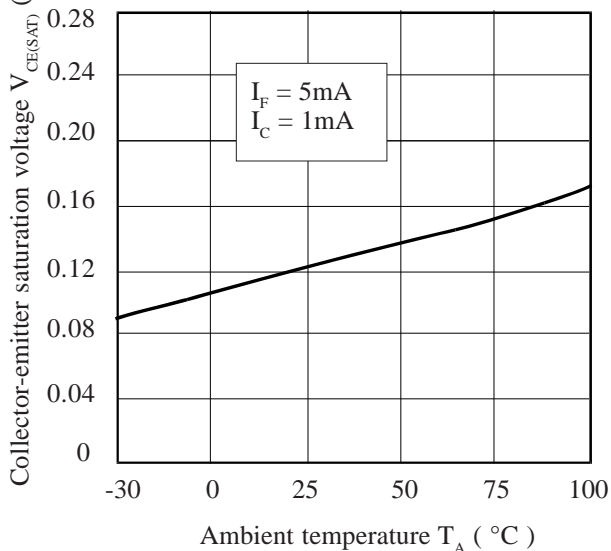
Forward Current vs. Ambient Temperature



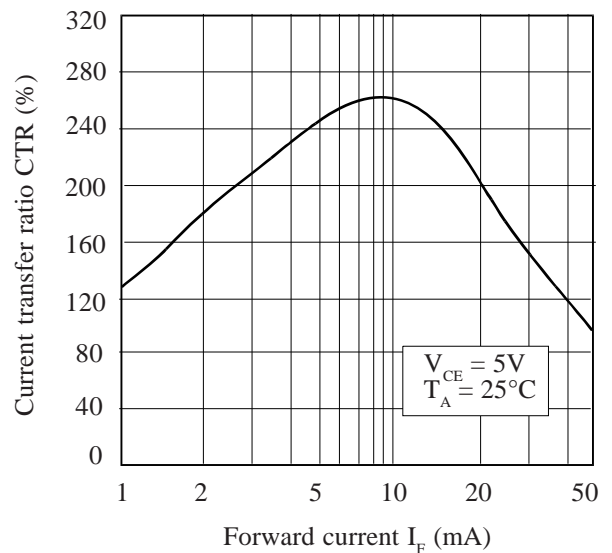
Collector Current vs. Collector-emitter Voltage



Collector-emitter Saturation Voltage vs. Ambient Temperature



Current Transfer Ratio vs. Forward Current



Looking for pricing, stock, or lifecycle information?

Click below to explore more details on WIN SOURCE:

- [View TLP621-1GR on WIN SOURCE](#)
- [Toshiba Semiconductor and Storage Information](#)

Optimize Your Supply Chain with WIN SOURCE Solutions

- ✓ Global Sourcing Solution
- ✓ Obsolete Management
- ✓ Cost Control Management
- ✓ Shortage Management
- ✓ Alternative Solution
- ✓ Excess Inventory Management