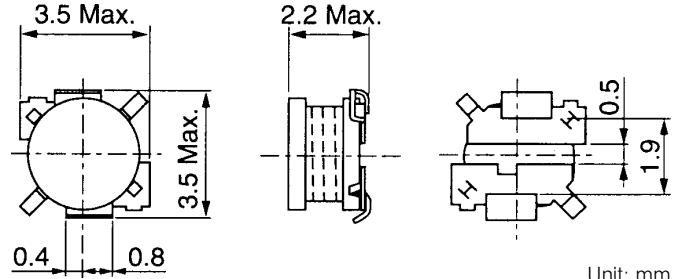




**TYPE D32FU**

Frequency Range: 10kHz - 1MHz  
Inductance Range: 0.33mH - 3.3mH



Unit: mm

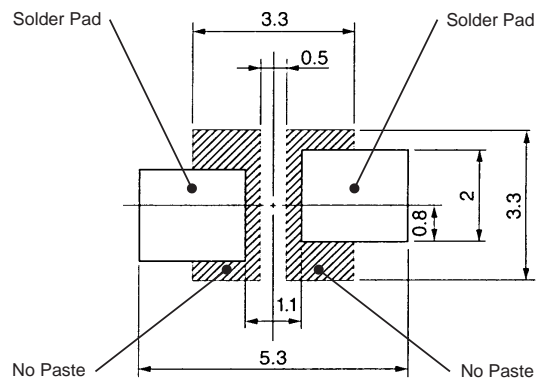
**Features**

- Low profile (2.2mm max.) and 3.5mm square
- Ideal for IC inverter EL lamp driver applications
- Available on tape and reel for auto-insertion
- Suitable for reflow soldering

**STANDARD PARTS SELECTION GUIDE**

- (1) Inductance is measured by LCR-meter 4284A (HP) or equivalent.
- (2) DC Resistance is measured by Digital Multimeter TR6871 (Advantest) or equivalent.
- (3) Maximum allowable DC current is that which causes a 10% inductance reduction from the initial value, or coil temperature to rise by 40°C, whichever is smaller. (Reference ambient temperature 20°C).

**Recommended patterns:**



Unit: mm


**TYPE D32FU**

TOKO Part Number	Inductance <sup>(1)</sup> (mH) ±20%	DC <sup>(2)</sup> Resistance (Ω) max.	Inductance <sup>(3)</sup> Decrease Current (mA) max.	Temperature <sup>(3)</sup> Rise Current (mA) max.
887FU-331M=P3	0.33	9.7	109	111
887FU-391M=P3	0.39	12	98	96
887FU-471M=P3	0.47	14	90	92
887FU-561M=P3	0.56	18	81	81
887FU-681M=P3	0.68	20	74	78
887FU-821M=P3	0.82	30	71	63
887FU-102M=P3	1.0	34	66	61
887FU-122M=P3	1.2	35	57	59
887FU-152M=P3	1.5	56	52	45
887FU-182M=P3	1.8	59	46	44
887FU-222M=P3	2.2	67	43	42
887FU-252M=P3	2.5	81	42	37
887FU-272M=P3	2.7	93	38	33
887FU-332M=P3	3.3	113	36	30

Note: =P3 is added to each part number to indicate tape and reel packaging.

## Looking for pricing, stock, or lifecycle information?

Click below to explore more details on WIN SOURCE:

 [View 887FU-821M=P3 on WIN SOURCE](#)

 [Toko America Inc. Information](#)

## Optimize Your Supply Chain with WIN SOURCE Solutions

-  Global Sourcing Solution
-  Obsolete Management
-  Cost Control Management
-  Shortage Management
-  Alternative Solution
-  Excess Inventory Management