




**THE DATASHEET OF  
7L26002009**



# SMD TCXO

## 2.5 x 2.0 x 0.8 mm

### 7L Series



#### Features

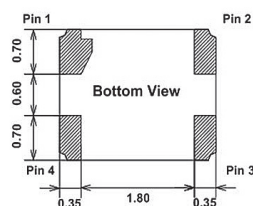

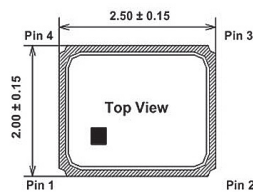
- Temperature Stability:  $\pm 0.5$  ppm ~  $\pm 2.0$  ppm.
- Operating Temperature Range:  $-30$  °C ~  $85$  °C.
- Supply Voltage:  $1.8$  V ~  $3.3$  V.
- Voltage Control Function Available.
- Frequencies: 16.367667 MHz, 16.368 MHz, 16.369 MHz, 19.2 MHz, 26 MHz, 33.6 MHz, 38.4 MHz, 40 MHz, 52 MHz.
- Applications: GPS, WiMAX, Cellular and Wireless Communications.
- RoHS Compliant / Pb Free.

#### Electrical Specifications

| Item / Type                          |   | 7L   |
|--------------------------------------|---|--|
| Output Type                          |   | Clipped Sinewave                                     |
| Output Load                          |   | 10K $\Omega$ // 10 pF                                |
| Oscillation Mode                     |   | Fundamental  |
| Supply Voltage                       |   | 1.8 ~ 3.3 V  |
| Frequency Range                      |   | 13 ~ 52 MHz  |
| Clipped Sinewave Output Voltage      |   | 0.8 Vp-p Min.  |
| Frequency Stability                  | Vs. Temperature ( $-30$ ~ $+85$ °C)   | $\pm 0.5 / \pm 2.0$ ppm                              |
|                                      | Vs. Load (Load varies $\pm 10$ %)   | $\pm 0.2$ ppm Max.                                   |
|                                      | Vs. Supply Voltage ( $V_{cc}$ = Typical $\pm 0.1$ V)                        | $\pm 0.2$ ppm Max.                                   |
| Frequency Tolerance                  | at 25 °C after 2 Reflows with Typical Applied to Auto Frequency Control Pin | $\pm 2.5$ ppm Max.                                   |
| Slope of Frequency Drift             |   | $\pm 0.1$ ppm / °C Typical ; $\pm 0.5$ ppm / °C Max. |
| Storage Temperature Range            |   | $-40$ ~ $+85$ °C                                     |
| Auto Frequency Control (AFC) Range * |   | $\pm 7$ ~ $\pm 16$ ppm (1.4V $\pm$ 1V)               |
| Supply Current                       |   | 2.0 mA Max.  |
| Start-up Time                        |   | 5 ms Max.  |
| Harmonics                            |   | -5 dBc Max.  |
| Phase Noise at 1 kHz offset          |   | -130 dBc / Hz  |
| Aging (at 25 °C)                     |   | $\pm 1$ ppm / year Max.                              |

\* AFC Range is selective and disable is acceptable.

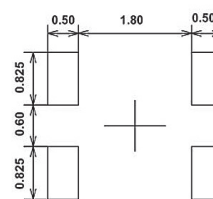
#### Dimensions



#### Pin Connection

| Name  | Connection |
|-------|------------|
| Pin 1 | AFC or GND |
| Pin 2 | GND        |
| Pin 3 | OUTPUT     |
| Pin 4 | VCC        |



#### Recommended Land Pattern



Units: mm

## Looking for pricing, stock, or lifecycle information?

Click below to explore more details on WIN SOURCE:

-  [View 7L26002009](#) on WIN SOURCE
-  [TXC CORPORATION](#) Information

## Optimize Your Supply Chain with WIN SOURCE Solutions

-  Global Sourcing Solution
-  Obsolete Management
-  Cost Control Management
-  Shortage Management
-  Alternative Solution
-  Excess Inventory Management