



# Surface Mount RF Transformer

50Ω 2 to 500 MHz

## TC8-1X+




Generic photo used for illustration purposes only

CASE STYLE: AT1521

**+RoHS Compliant**

The +Suffix identifies RoHS Compliance. See our web site for RoHS Compliance methodologies and qualifications

 Available Tape and Reel at no extra cost

Reel Size	Devices/Reel
7"	20, 50, 100, 200, 500
13"	1000, 2000

### Features

- wideband, 2 to 500 MHz
- good return loss
- plastic base with leads
- aqueous washable

### Applications

- push-pull amplifier
- impedance matching

### Electrical Specifications at 25°C

Parameter	Condition	Min.	Typ.	Max.	Unit
Impedance Ratio (secondary / primary)			8		Ohm
Frequency Range		2		500	MHz
Insertion Loss*	2-500		3.0		dB
	5-400		2.0		
	10-100		1.0		

\* Insertion Loss is referenced to mid-band loss, 0.8 dB typ.

### Maximum Ratings

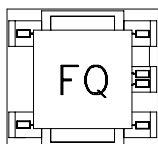
Parameter	Ratings
Operating Temperature	-20°C to 85°C
Storage Temperature	-55°C to 100°C
RF Power	0.25W
DC Current	30mA

Permanent damage may occur if any of these limits are exceeded.

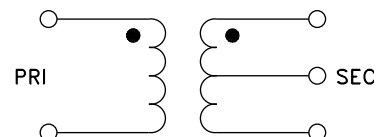
### Pin Connections

Function	Pin Number
PRIMARY DOT	6
PRIMARY	4
SECONDARY DOT	3
SECONDARY	1
SECONDARY CT	2

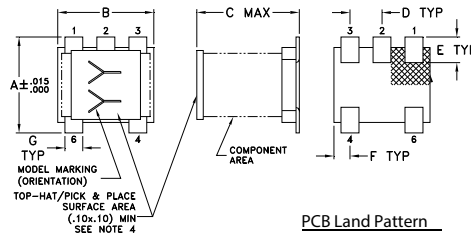
### Product Marking



### Config. A

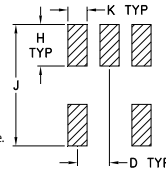


## Outline Drawing



- Note:
1. Case Material Plastic
  2. Termination Finish: Tin plate over Nickel plate.
  3. Lead #1 identifier shall be located in the cross-hatched area shown, on bottom view. Identifier may be either a molded or marked feature.
  4. Top-Hat total thickness: .013 inches max.

## PCB Land Pattern



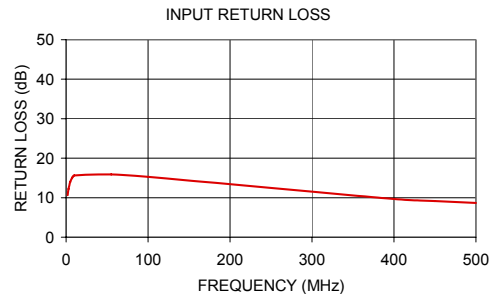
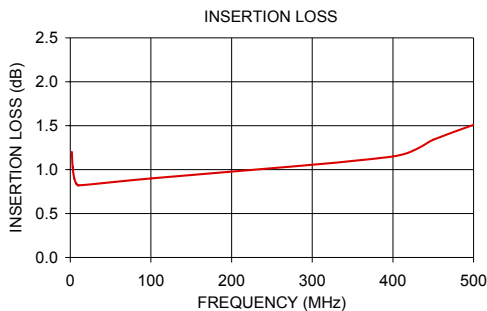
Suggested Layout,  
Tolerance to be within  $\pm .002$

## Outline Dimensions (inch/mm)

A	B	C	D	E	F
.150	.150	.160	.050	.040	.025
3.81	3.81	4.06	1.27	1.02	0.64
G	H	J	K	wt	
.028	.065	.190	.030	grams	
0.71	1.65	4.83	0.76	0.15	

## Typical Performance Data

FREQUENCY (MHz)	INSERTION LOSS (dB)	INPUT R. LOSS (dB)
2.00	1.20	10.65
3.00	1.03	12.20
5.00	0.90	14.01
7.50	0.84	15.09
10.00	0.82	15.64
55.00	0.86	15.88
100.00	0.90	15.29
400.00	1.15	9.68
450.00	1.34	9.15
500.00	1.51	8.67




## Additional Notes

- Performance and quality attributes and conditions not expressly stated in this specification document are intended to be excluded and do not form a part of this specification document.
- Electrical specifications and performance data contained in this specification document are based on Mini-Circuit's applicable established test performance criteria and measurement instructions.
- The parts covered by this specification document are subject to Mini-Circuits standard limited warranty and terms and conditions (collectively, "Standard Terms"); Purchasers of this part are entitled to the rights and benefits contained therein. For a full statement of the Standard Terms and the exclusive rights and remedies thereunder, please visit Mini-Circuits' website at [www.minicircuits.com/MCLStore/terms.jsp](http://www.minicircuits.com/MCLStore/terms.jsp)

## Looking for pricing, stock, or lifecycle information?

Click below to explore more details on WIN SOURCE:

 [View TC8-1X+ on WIN SOURCE](#)

 [Mini-Circuits Information](#)

## Optimize Your Supply Chain with WIN SOURCE Solutions

-  Global Sourcing Solution
-  Obsolete Management
-  Cost Control Management
-  Shortage Management
-  Alternative Solution
-  Excess Inventory Management