



**THE DATASHEET OF  
TC4-6T+**





SURFACE MOUNT

# RF Transformer

## TC4-6T+

TC4-6-TX+  
Upgraded Version\*

50Ω 1.5 to 600 MHz

- \*Addition of Top Hat® feature Benefits
  - Allows faster pick-and-place
  - Enables visual identification marking

### FEATURES

- Wideband, 1.5-600 MHz
- Good return loss
- Plastic base with leads
- Aqueous washable



Generic photo used for illustration purposes only

CASE STYLE: AT224-1

### +RoHS Compliant

The +Suffix identifies RoHS Compliance.  
See our website for methodologies and qualifications

### APPLICATIONS

- CATV
- VHF/UHF receivers/transmitters

### ELECTRICAL SPECIFICATIONS AT 25°C

Parameter	Frequency (MHz)	Min.	Typ.	Max.	Unit
Impedance Ratio (secondary / primary)			4		
Frequency Range		1.5		600	MHz
Insertion Loss*	1.5-600		3.0		dB
	2-400		2.0		
	3-350		1.0		

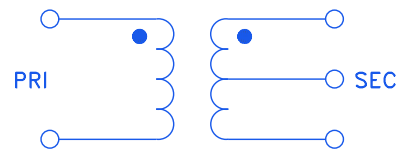
\* Insertion Loss is referenced to mid-band loss, 0.6 dB typ.

### MAXIMUM RATINGS

Parameter	Ratings
Operating Temperature	-20°C to 85°C
Storage Temperature	-55°C to 100°C
RF Power	0.25W
DC Current	30mA

Permanent damage may occur if any of these limits are exceeded.

### CONFIG. A



REV. C  
ECO-015303  
TC4-6T+  
MCL NY  
220913



**SURFACE MOUNT**

# RF Transformer

# TC4-6T+

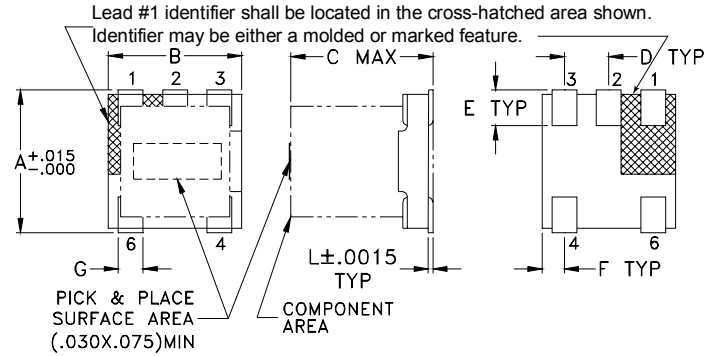
50Ω 1.5 to 600 MHz

### PIN CONNECTIONS

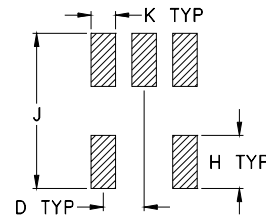
PRIMARY DOT	6
PRIMARY	4
SECONDARY DOT	1
SECONDARY	3
SECONDARY CT	2

**PRODUCT MARKING:** NA

### OUTLINE DRAWING



### PCB Land Pattern



Suggested Layout,  
Tolerance to be within  $\pm .002$

### OUTLINE DIMENSIONS (Inch mm)

A	B	C	D	E	F	G	H	J	K	L
.150	.150	.160	.050	.040	.025	.028	.065	.190	.030	.007
3.81	3.81	4.06	1.27	1.02	0.64	0.71	1.65	4.83	0.76	0.18

Weight: 0.15 grams

### TAPE & REEL INFORMATION: F17



SURFACE MOUNT

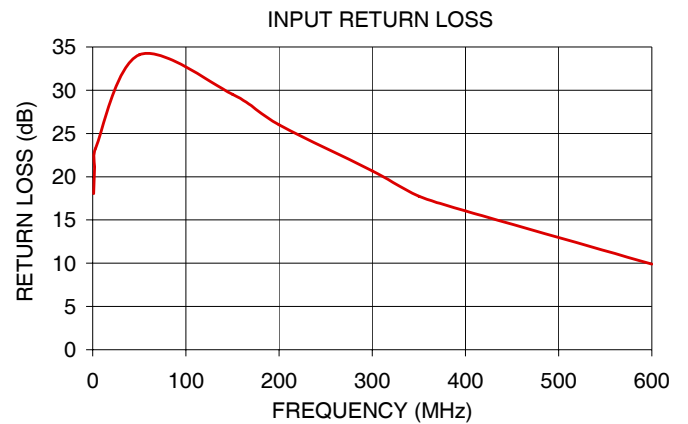
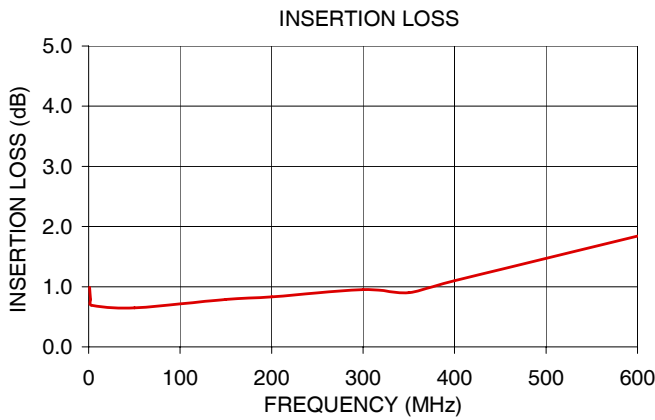
# RF Transformer

## TC4-6T+

50Ω 1.5 to 600 MHz

### TYPICAL PERFORMANCE DATA

FREQUENCY (MHz)	INSERTION LOSS (dB)	INPUT R. LOSS (dB)
1.00	0.99	18.04
2.00	0.79	21.15
3.00	0.69	23.26
50.00	0.65	34.11
150.00	0.79	29.54
200.00	0.83	26.00
300.00	0.95	20.67
350.00	0.90	17.75
400.00	1.10	16.06
600.00	1.84	9.91





#### NOTES

- A. Performance and quality attributes and conditions not expressly stated in this specification document are intended to be excluded and do not form a part of this specification document.
- B. Electrical specifications and performance data contained in this specification document are based on Mini-Circuit's applicable established test performance criteria and measurement instructions.
- C. The parts covered by this specification document are subject to Mini-Circuits standard limited warranty and terms and conditions (collectively, "Standard Terms"); Purchasers of this part are entitled to the rights and benefits contained therein. For a full statement of the standard terms and the exclusive rights and remedies thereunder, please visit Mini-Circuits' website at [www.minicircuits.com/terms/viewterm.html](http://www.minicircuits.com/terms/viewterm.html)



## Looking for pricing, stock, or lifecycle information?

Click below to explore more details on WIN SOURCE:

-  [View TC4-6T+ on WIN SOURCE](#)
-  [Mini-Circuits Information](#)

## Optimize Your Supply Chain with WIN SOURCE Solutions

-  Global Sourcing Solution
-  Obsolete Management
-  Cost Control Management
-  Shortage Management
-  Alternative Solution
-  Excess Inventory Management