



**THE DATASHEET OF  
TC1-1-13MG2+**





SURFACE MOUNT

# RF Transformer

## TC1-1-13MG2+

50Ω 4.5 to 3000 MHz

### FEATURES

- Suitable for tin/lead and RoHS solder systems
- Wideband, 4.5 to 3000 MHz
- Balanced transmission line
- Good return loss
- Excellent amplitude unbalance, 0.5 dB typ. and phase unbalance, 2 deg typ. in 1 dB bandwidth
- Plastic base with leads
- Aqueous washable



Generic photo used for illustration purposes only

CASE STYLE: AT224-3

### +RoHS Compliant

The +Suffix identifies RoHS Compliance. See our website for methodologies and qualifications

### APPLICATIONS

- Balanced to unbalanced transformation
- Push-pull amplifiers
- PCS/DCS
- MMDS

### ELECTRICAL SPECIFICATIONS AT +25°C

Parameter	Frequency (MHz)	Min.	Typ.	Max.	Unit
Impedance Ratio			1		
Frequency Range		4.5		3000	MHz
Insertion Loss*	2000-3000		3		dB
	1000-2000		2		
	4.5-1000		1		
Phase Unbalance	4.5-1000		2		Deg.
	1000-2000		3		
Amplitude Unbalance	4.5-1000		0.5		dB
	1000-2000		0.5		

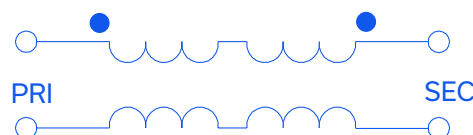
\*Insertion Loss is referenced to mid-band loss, 0.5 dB typ.

### MAXIMUM RATINGS

Parameter	Ratings
Operating Temperature	-40°C to 85°C
Storage Temperature	-55°C to 100°C
RF Power	0.25W
DC Current	30mA

Permanent damage may occur if any of these limits are exceeded.

### CONFIG. G



REV. B  
ECO-021646  
TC1-1-13MG2+  
MCL NY  
240424





**SURFACE MOUNT**

# RF Transformer

**TC1-1-13MG2+**

Mini-Circuits

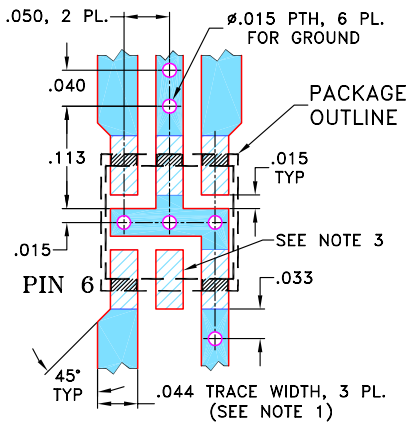
50Ω 4.5 to 3000 MHz

### PIN CONNECTIONS

Function	Pin Number
PRIMARY DOT	6
PRIMARY	4
SECONDARY DOT	1
SECONDARY	3
NOT USED	2

**PRODUCT MARKING:** N/A

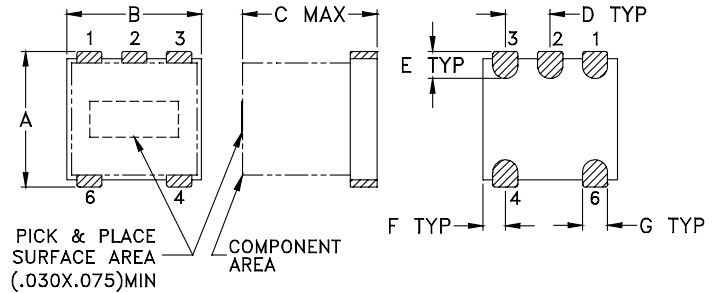
**DEMO BOARD MCL P/N:** TB-145  
**SUGGESTED PCB LAYOUT:** PL-244



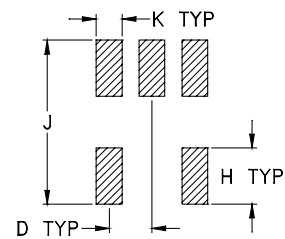
- TRACE WIDTH IS SHOWN FOR ROGERS R04350B WITH DIELECTRIC THICKNESS  $.020" \pm .0015"$ ; COPPER: 1/2 OZ. ON EACH SIDE. FOR OTHER MATERIALS TRACE WIDTH MAY NEED TO BE MODIFIED.
- BOTTOM SIDE OF THE PCB IS CONTINUOUS GROUND PLANE.
- THIS PAD IS NOT REQUIRED FOR AT224 CASE STYLE.

- DENOTES PCB COPPER LAYOUT WITH SMOBC (SOLDER MASK OVER BARE COPPER)
- DENOTES COPPER LAND PATTERN FREE OF SOLDER MASK

### OUTLINE DRAWING



### PCB Land Pattern



Suggested Layout,  
Tolerance to be within  $\pm .002$

### OUTLINE DIMENSIONS (Inch mm)

A	B	C	D	E	F
.150	.150	.150	.050	.030	.025
3.81	3.81	3.81	1.27	0.76	0.64
G	H	J	K		wt
.028	.065	.190	.030		grams
0.71	1.65	4.83	0.76		0.10

**TAPE & REEL INFORMATION:** F17



SURFACE MOUNT

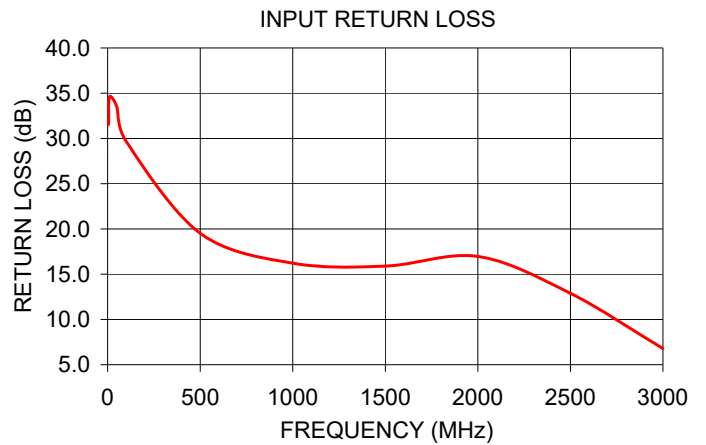
# RF Transformer

## TC1-1-13MG2+

50Ω 4.5 to 3000 MHz

### TYPICAL PERFORMANCE DATA

FREQUENCY (MHz)	INSERTION LOSS (dB)	INPUT R. LOSS (dB)	AMPLITUDE UNBALANCE (dB)	PHASE UNBALANCE (Deg.)
4.50	0.18	31.52	0.69	3.81
10.00	0.18	34.60	0.56	1.78
50.00	0.19	33.50	0.56	0.11
100.00	0.24	29.68	0.55	0.19
500.00	0.46	19.52	0.45	0.81
1000.00	0.68	16.22	0.14	1.59
1500.00	0.90	15.89	0.29	0.89
2000.00	1.11	16.97	0.71	1.28
2500.00	1.62	12.88	0.78	5.79
3000.00	3.02	6.79	0.49	12.32



#### NOTES

- A. Performance and quality attributes and conditions not expressly stated in this specification document are intended to be excluded and do not form a part of this specification document.
- B. Electrical specifications and performance data contained in this specification document are based on Mini-Circuit's applicable established test performance criteria and measurement instructions.
- C. The parts covered by this specification document are subject to Mini-Circuits standard limited warranty and terms and conditions (collectively, "Standard Terms"); Purchasers of this part are entitled to the rights and benefits contained therein. For a full statement of the standard terms and the exclusive rights and remedies thereunder, please visit Mini-Circuits' website at [www.minicircuits.com/terms/viewterm.html](http://www.minicircuits.com/terms/viewterm.html)



## Looking for pricing, stock, or lifecycle information?

Click below to explore more details on WIN SOURCE:

 [View TC1-1-13MG2+ on WIN SOURCE](#)

 [Mini-Circuits Information](#)

## Optimize Your Supply Chain with WIN SOURCE Solutions

-  Global Sourcing Solution
-  Obsolete Management
-  Cost Control Management
-  Shortage Management
-  Alternative Solution
-  Excess Inventory Management