

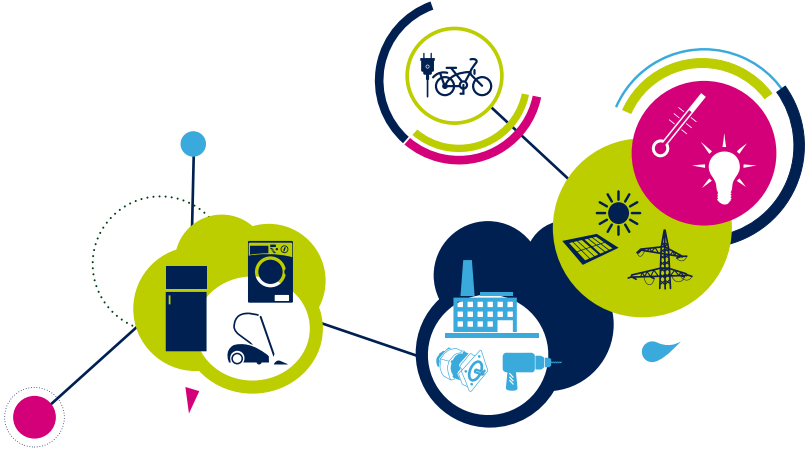


**THE DATASHEET OF  
T435-600B-TR**



# SCRs, Triacs, AC switches and A.S.D™

---



**High commutation and voltage immunity  
for appliances, charging and industrial power switching**

# Content

- Product tree .....
- AC switches .....
- ACST overvoltage self-protect
- ACS™ overvoltage self-protect
- Thyristors (SCRs) .....
- High-temperature Thyristors (Standard and sensitive Thyristor application-specific)
- Application-specific ignitors
- Triacs .....
- high-Temperature Triacs T-Series
- high-temperature Triacs H-Series
- Standard and Snubberless™
- Standard and Snubberless™
- 1200 V TRIACS, Snubberless™
- Automatic voltage switches
- Diacs .....
- Trigger diodes .....



## Triacs

	High Temperature	Standard	Logic Level	Snubberless™	AVS
$I_{T_{RMS}}$ max	4 - 30 A	1 - 40 A	0.8 - 16 A	4 - 25 A	8 - 12 A
$V_{DRM}$ , $V_{RRM}$ max	600 - 800 V	600 - 800 V	600 - 800 V	600 - 1200 V	500 - 600 V
$I_{T_{RSM}}$ max	30 - 270 A	8 - 400 A	8 - 160 A	30 - 250 A	65 - 100 A
$I_{GT}$ max	10 - 50 mA	25 - 50 mA	3 - 50 mA	10 - 50 mA	5 - 10 mA
$T_J$ max	150 °C	125 °C	110 - 125 °C	125 °C	125 °C
	3 or 4 quadrants		3 or 4 quadrants	3 quadrants	

## SCR

	High Temperature	Standard	Logic Level
$I_{T_{RMS}}$ max	12 - 80 A	6 - 50 A	0.8 - 12 A
$V_{DRM}$ , $V_{RRM}$ max	600 - 1200 V	600 - 1200 V	600 - 800 V
$I_{T_{RSM}}$ max	120 - 670 A	70 - 700 A	7 - 110 A
$I_{GT}$ max	5 - 50 mA	5 - 80 mA	1 - 200 µA
$T_J$ max	150 °C	125 °C	125 °C
	Automotive options		

## AC Switches

	ACS
$I_{T_{RMS}}$ max	0.8 - 2 A
$V_{DRM}$ , $V_{RRM}$ max	600 - 800 V
$I_{T_{RSM}}$ max	7.3 - 20 A
$I_{GT}$ max	5 - 10 mA
$T_J$ max	125 °C

# AC switches

## ACST OVERVOLTAGE SELF-PROTECTED SWITCHES

Part number	Package	General description	RMS on-state current	Repetitive peak off-state voltage	Non repetitive surge peak on-state current	Junction temperature	Triggering gate current	Clamping voltage	Rate of decrease of commutating on-state current	Rising ratio of off voltage
			$I_{T(RMS)}$	$V_{DRM}/V_{RRM}$	$I_{TSM}$	$(T_J)$	$I_{GT}$ (I, II, III)	$V_{CL}$ (@100 $\mu$ A)	(dI/dt) <sub>c</sub> min (@ $T_J$ max)	dV/dt (@ $T_J$ max)
			max (A)	max (V)	max (A)	max (°C)	max (mA)	min (V)	min (A/ms)	min (V/ $\mu$ s)
ACST210-8	DPAK, TO-220FPAB	Overvoltage protected AC switch	2	800	8	125	10, 10, 10	850	0.5	500
ACST310-8	TO-220FPAB	Overvoltage protected AC switch	3	800	20	125	10, 10, 10	850	1	1000
ACST410-8	DPAK, TO-220FPAB	Overvoltage protected AC switch	4	800	30	125	10, 10, 10	850	2	500
ACST435-8	DPAK, TO-220FPAB	Overvoltage protected AC switch	4	800	30	125	35, 35, 35	850	5	1000
ACST610-8	D <sup>2</sup> PAK, TO-220AB, TO-220FPAB	Overvoltage protected AC switch	6	800	45	125	10, 10, 10	850	3.5	500
ACST830-8	D <sup>2</sup> PAK, TO-220AB, TO-220FPAB	Overvoltage protected AC switch	8	800	80	125	30, 30, 30	850	8	2000
ACST1010-7	TO-220AB, TO-220FPAB	Overvoltage protected AC switch	10	700	100	125	10, 10, 10	850	4.4	200
ACST1035-7	TO-220AB, TO-220FPAB	Overvoltage protected AC switch	10	700	100	125	35, 35, 35	850	12	2000
ACST1035-8	TO-220FPAB	Overvoltage protected AC switch	10	800	90	150	35, 35, 35	850	5	2000
ACST1210-7	D <sup>2</sup> PAK, TO-220AB	Overvoltage protected AC switch	12	700	120	125	10, 10, 10	850	5.3	200
ACST1235-7	D <sup>2</sup> PAK, TO-220AB	Overvoltage protected AC switch	12	700	120	125	35, 35, 35	850	14	2000
ACST1235-8	TO-220FPAB	Overvoltage protected AC switch	12	800	100	150	35, 35, 35	850	6	2000
ACST1635-8	TO-220FPAB	Overvoltage protected AC switch	16	800	140	150	35, 35, 35	850	4	300

## ACS™ OVERVOLTAGE SELF-PROTECTED SWITCHES

Part number	Package	General description	RMS on-state current $I_{T(RMS)}$	Repetitive peak off-state voltage $V_{DRM}/V_{RRM}$	Non repetitive surge peak on-state current $I_{TSM}$	Junction temperature ( $T_J$ )	Triggering gate current $I_{GT}$ (I, II, III)	Clamping voltage $V_{CL}$ (@100 $\mu$ A)	Rate of decrease of commutating on-state current ( $di/dt$ )c min (@ $T_J$ max)	Rising ratio of off voltage $dV/dt$ (@ $T_J$ max)
			max (A)	max (V)	max (A)	max ( $^{\circ}$ C)	max (mA)	min (V)	min (A/ms)	min (V/ $\mu$ s)
ACS102-6T	SO-8, TO-92	Overvoltage protected AC switch	0.2	600	7.3	125	5, 5	650	0.15	300
ACS302-6	SO-20	Overvoltage protected triple AC switch (ACS™)	3 x 0.2	600	7.3	125	5, 5	650	0.15	300
ACS108-8T	SOT223	Overvoltage protected AC switch	0.8	800	13	125	5, 5	850	0.8	300
ACS108	SOT-223, TO-92	Overvoltage protected AC switch (ACS™)	0.8	800	13	125	10, 10	850	2	400
ACS108-8SUN	SMBFlat-3L	Overvoltage protected AC switch (ACS™)	0.8	800	13	125	10, 10	850	2	400
ACS110	SOT-223	Overvoltage protected AC switch	1	700	8	125	10, 10	750	0.5	500
ACS120	DPAK, TO-220AB, TO-220FPAB	Overvoltage protected AC switch	2	700	20	125	10, 10	750	1	500

# Thyristors (SCRs)

## HIGH-TEMPERATURE THYRISTORS (SCRs)

Part number	Package	Description	Thyristor, SCR type	RMS on-state current $I_{T(RMS)}$	Repetitive peak off-state voltage $V_{DRM} / V_{BRM}$	Non repetitive surge peak on-state current $I_{TSM}$	Junction temperature (T)	Triggering gate current $I_{GT}$	Rising ratio of off voltage $dV/dt$ (@ $T_{j,max}$ )
				max (A)	max (V)	max (A)	max (°C)	max (mA)	min (V/μs)
<b>TN1205H-6</b>	D <sup>2</sup> PAK, TO 220AB	High-temperature 12A SCRs	High-temperature SCR	12	600	120	150	5	100
<b>TN1605H-6</b>	TO220AB, TO220FPAB, D <sup>2</sup> PAK	High-temperature 16A SCRs	High-temperature SCR	16	600	140	150	6	200
<b>TN1610H-6</b>	TO220AB, TO220FPAB	High-temperature 16A SCRs	High-temperature SCR	16	600	140	150	10	1000
<b>TN2010H-6</b>	TO220AB, TO220FPAB, D <sup>2</sup> PAK	High-temperature 20A SCRs	High-temperature SCR	20	600	180	150	10	400
<b>TN2015H-6</b>	TO220T, TO220FPAB	High-temperature 20A SCRs	High-temperature SCR	20	600	180	150	15	750
<b>TN4015H-6</b>	D <sup>2</sup> PAK, TO220AB Ins, TO220T	High-temperature 40A SCRs	High-temperature SCR	40	600	360	150	15	500
<b>TM8050H-8W</b>	TO-247	High-temperature 80A SCRs	High-temperature SCR	80	800	670	150	50	1000
<b>TM8050H-8D3</b>	D3PAK-2L	High-temperature 80A SCRs	High-temperature SCR	80	800	670	150	50	1000
<b>TN3050H-12GY<sup>(*)</sup></b>	D2PAK	High-temperature 30A SCRs	Automotive grade SCR	30	1200	300	150	50	1000
<b>TN5050H-12WY</b>	TO247	High-temperature 50A SCRs	Automotive grade SCR	50	1200	580	150	50	1000

Note: (\*) Under development, ready in Q4/2016

## STANDARD AND SENSITIVE THYRISTORS (SCRs)

Part number	Package	General description	Thyristor, SCR type	RMS on-state current $I_{T(RMS)}$	Repetitive peak off-state voltage $V_{DRM} / V_{BRM}$	Non repetitive surge peak on-state current $I_{TSM}$	Junction temperature ( $T_J$ )	Triggering gate current $I_{GT}$	Rising ratio of off voltage $dV/dt$ (@ $T_J$ max)
				max (A)	max (V)	max (A)	max (°C)	max (mA)	min (V/μs)
<b>Standard thyristors</b>									
<b>TYN606</b>	TO-220AB	6 A Standard SCRs	Standard	6	600	70	125	15	200
<b>TN805-600B</b>	DPAK	8 A Standard SCRs	Standard	8	600	70	125	5	50
<b>TN815-600B</b>	DPAK	8 A Standard SCRs	Standard	8	600	70	125	15	150
<b>TYN608</b>	TO-220AB	8 A Standard SCRs	Standard	8	600	95	125	15	150
<b>TN815-800B</b>	DPAK	8 A Standard SCRs	Standard	8	800	70	125	15	150
<b>TYN610</b>	TO-220AB	10 A Standard SCRs	Standard	10	600	100	125	15	200
<b>TYN810</b>	TO-220AB	10 A Standard SCRs	Standard	10	800	100	125	15	200
<b>TN1205T-600B</b>	DPAK	12 A Standard SCRs	Standard	12	600	115	125	5	100
<b>TYN612M</b>	TO-220AB, TO-220FPAB	12 A Standard SCRs	Standard	12	600	120	125	5	50
<b>TXN612</b>	TO-220AB Ins	12 A Standard SCRs	Standard	12	600	120	125	15	200
<b>TYN612</b>	TO-220AB	12 A Standard SCRs	Standard	12	600	140	125	15, 5	40
<b>TN1215</b>	D <sup>2</sup> PAK, DPAK, IPAK	12 A Standard SCRs	Standard	12	800	140	125	15	200
<b>TYN812</b>	TO-220AB	12 A Standard SCRs	Standard	12	800	140	125	15, 5	40
<b>TYN1012</b>	TO-220AB	12 A Standard SCRs	Standard	12	1000	140	125	15, 5	40
<b>TYN1212</b>	TO-220AB	12 A Standard SCR	Standard	12	1200	120	125	15	200
<b>TN1515-600B</b>	DPAK	15 A Standard SCRs	Standard	15	600	150	125	15	200
<b>TXN616B</b>	TO-220AB Ins	16 A Standard SCRs	Standard	16	600	155	125	15	200
<b>TYN616</b>	TO-220AB	16 A Standard SCRs	Standard	16	600	190	125	25	500
<b>TYN816</b>	TO-220AB	16 A Standard SCRs	Standard	16	600	190	125	25	500
<b>TYN816</b>	TO-220AB	16 A Standard SCRs	Standard	16	800	190	125	25	500
<b>TN1625-1000G</b>	D <sup>2</sup> PAK	16 A Standard SCRs	Standard	16	1000	190	125	25	500
<b>TXN625</b>	TO-220AB Ins	25 A Standard SCRs	Standard	25	600	300	125	40	1000

## STANDARD AND SENSITIVE THYRISTORS (SCRs)

Part number	Package	General description	Thyristor, SCR type	RMS on-state current $I_{T(RMS)}$	Repetitive peak off-state voltage $V_{DRM} / V_{BRM}$	Non repetitive surge peak on-state current $I_{TSM}$	Junction temperature ( $T_j$ )	Triggering gate current $I_{GT}$	Rising ratio of off voltage $dV/dt$ (@ $T_j$ max)
				max (A)	max (V)	max (A)	max (°C)	max (mA)	min (V/μs)
TYN625	T0-220AB	25 A Standard SCRs	Standard	25	600	300	125	40	1000
TN2540	D <sup>2</sup> PAK	25 A Standard SCRs	Standard	25	800	300	125	40	1000
TYN825	T0-220AB	25 A Standard SCRs	Standard	25	800	300	125	40	1000
TYN1225	T0-220AB	25 A Standard SCR	Standard	25	1200	300	125	40	1000
BTW68-600	TOP 3 ISOL	30 A Standard SCRs	Standard	30	600	400	125	50	500
BTW68-800	TOP 3 ISOL	30 A Standard SCRs	Standard	30	800	400	125	50	500
BTW68	TOP 3 ISOL	30 A Standard SCRs	Standard	30	1200	400	125	50	500
TYN640	T0-220AB	40 A Standard SCRs	Standard	40	600	460	125	35	1000
TYN840	T0-220AB	40 A Standard SCRs	Standard	40	800	460	125	35	1000
BTW67-600	RD-91	50 A Standard SCRs	Standard	50	600	580	125	80	1000
BTW69-600	TOP 3 ISOL	50 A Standard SCRs	Standard	50	600	580	125	80	1000
BTW69-800	TOP 3 ISOL	50 A Standard SCRs	Standard	50	800	580	125	80	1000
BTW67-1000	RD-91	50 A Standard SCRs	Standard	50	1000	580	125	80	1000
BTW69-1000	TOP 3 ISOL	50 A Standard SCRs	Standard	50	1000	580	125	80	1000
BTW69-1200N	TOP 3	50 A Standard SCRs	Standard	50	1200	700	125	50	1000
<b>Sensitive thyristors</b>									
XL0840	T0-92	0.8 A Sensitive gate SCRs	Logic level	0.8	400	7	125	0.2	75
P011XX	SOT-223, T0-92	0.8 A Sensitive gate SCRs	Logic level	0.8	600	7	125	0.05, 0.025	75
P010XX	SOT-223, SOT-23, T0-92	0.8 A Sensitive gate SCRs	Logic level	0.8	600	7	125	0.001, 0.2	100, 200
X006	T0-92	0.8 A Sensitive gate SCRs	Logic level	0.8	600	9	125	0.2	25
X00619	SOT-223, T0-92	0.8 A Sensitive gate SCRs	Logic level	0.8	600	9	125	0.2	40
X02	SMBflat-3L, SOT-223, T0-92	1.25 A Sensitive gate SCRs	Logic level	1.25	600, 800	22.5	125	0.05, 0.2	15, 10

## STANDARD AND SENSITIVE THYRISTORS (SCRs)

Part number	Package	General description	Thyristor, SCR type	RMS on-state current $I_{T(RMS)}$	Repetitive peak off-state voltage $V_{DRM}/V_{BRM}$	Non repetitive surge peak on-state current $I_{TSM}$	Junction temperature ( $T_j$ )	Triggering gate current $I_{GT}$	Rising ratio of off voltage $dV/dt$ (@ $T_j$ max)
				max (A)	max (V)	max (A)	max (°C)	max (mA)	min (V/ $\mu$ s)
X04	TO-202-3	4 A Sensitive gate SCRs	Logic level	4	600, 800	30	125	0.05, 0.2	15, 10
TS420	DPAK, IPAK, TO-220AB	4 A Sensitive gate SCRs	Logic level	4	600	30	125	0.2	5
TS820	DPAK, IPAK, TO-220AB, TO-220FPAB	8 A Sensitive gate SCRs	Logic level	8	600	70	125	0.2	5
TS1220	DPAK, IPAK, TO-220AB, TO-220FPAB	12 A Sensitive gate SCRs	Logic level	12	600	110	125	0.2	5
<b>High voltage sensitive thyristors</b>									
TS110-7	SMBflat-3L, TO-92	High surge voltage 1.25 A SCR for circuit breaker	Logic level, 1250 V surge voltage for circuit breakers	1.25	700	25	125	0.1	15
TS110-8	SMBflat-3L, TO-92, S08	High surge voltage 1.25 A SCR for circuit breaker	Logic level, 1250 V surge voltage for circuit breakers	1.25	800	20	125	0.1	200

# Thyristor application-specific discretés (ASD®)

## APPLICATION-SPECIFIC IGNITORS

Part number	Package	General description	RMS on-state current	Repetitive surge peak onstate current	Peak repeat off voltage	Peak repeat reverse voltage	Breakover voltage	Breakover voltage	Junction temperature	Critical rate of rise of on-state current
			$I_{T(RMS)}$	$I_{TRM}$	$V_{DRM}$	$V_{RRM}$	$V_{BO}$	$V_{BO}$	$T_J$	of on-state current (di/dt)
			max (A)	typ (A)	max (V)	max (V)	min (V)	max (V)	max (°C)	max (A/μs)
FLC01	DPAK, IPAK	Fire lighter circuit	-	190	200	-	206	233	125	120
FLC10	DPAK	Fire lighter circuit	-	240	20	-	200	250	125	200
FLC21	T0-92	Low power fire lighter circuit	-	90	135	135	140	160	125	50
LIC01	DPAK, IPAK	Light ignition circuit	1.2	50	180	180	195	215	125	80
P0130	T0-92	0.8 A SCRs	0.8	7	100	100	-	-	125	50
TN22	IPAK, T0-220AB	Starlight	2	20	400	400	1200	1500	110	50

## HIGH-TEMPERATURE TRIACS T-SERIES

Part number	Package	General description	RMS on-state current	Repetitive peak off-state voltage	Non repetitive surge peak on-state current	Junction temperature (T <sub>j</sub> )	Gate triggering quadrants	Triggering gate current I <sub>GT</sub> (I, II, III, IV)	Rate of decrease of commutating on-state current (di/dt) <sub>c</sub> (@T <sub>j</sub> max)	Rising rate of off voltage dV/dt (@T <sub>j</sub> max)
			I <sub>T(RMS)</sub>	V <sub>DRM</sub> /V <sub>RRM</sub>	I <sub>TSM</sub>			(I, II, III, IV)	(di/dt) <sub>c</sub> (@T <sub>j</sub> max)	dV/dt (@T <sub>j</sub> max)
			max (A)	max (V)	max (A)	max (°C)			min (A/ms)	min (V/μs)
<b>T435T-600FP</b>	TO-220FPAB	4-Amp Snubberless™ Triacs	4	600	30	125	I, II, III	35, 35, 35	5.3	750
<b>T610T-8FP</b>	TO-220FPAB	6-Amp Triacs - Logic Level gate	6	800	45	150	I, II, III	10, 10, 10	3.7 <sup>(2)</sup>	170
<b>T610T-8T</b>	TO-220AB	6-Amp Triacs - Logic Level gate	6	800	45	150	I, II, III	10, 10, 10	3.7 <sup>(2)</sup>	170
<b>T635T-8FP</b>	TO-220FPAB	6-Amp Snubberless™ Triac	6	800	45	150	I, II, III	35, 35, 35	3	1000 <sup>(1)</sup>
<b>T635T-8T</b>	TO-220AB	6-Amp Snubberless™ Triac	6	800	45	150	I, II, III	35, 35, 35	3	1000 <sup>(1)</sup>
<b>T810T-6I</b>	TO-220AB Ins	8-Amp Snubberless™ Triacs	8	600	60	125	I, II, III	10, 10, 10	2.5 <sup>(2)</sup>	50 <sup>(1)</sup>
<b>T810T-8FP</b>	TO-220FPAB	8-Amp Snubberless™ Triacs	8	800	60	150	I, II, III	10, 10, 10	4.2 <sup>(2)</sup>	170
<b>T810T-8T</b>	TO-220AB	8-Amp Snubberless™ Triacs	8	800	60	150	I, II, III	10, 10, 10	4.2 <sup>(2)</sup>	170
<b>T820T-6I</b>	TO-220AB Ins	8-Amp Snubberless™ Triacs	8	600	60	125	I, II, III	20, 20, 20	2 <sup>(2)</sup>	500 <sup>(1)</sup>
<b>T825T-6I</b>	TO-220AB Ins	8-Amp 4-quadrant Standard Triacs	8	600	60	125	I, II, III, IV	25, 25, 25, 40	2 <sup>(2)</sup>	300 <sup>(1)</sup>
<b>T830-8FP</b>	TO-220FPAB	8-Amp Snubberless™ Triacs	8	800	80	125	I, II, III	30, 30, 30	10	2500
<b>T835T-6I</b>	TO-220AB Ins	8-Amp Snubberless™ Triacs	8	600	60	125	I, II, III	35, 35, 35	6.5 <sup>(2)</sup>	1000 <sup>(1)</sup>
<b>T835T-8FP</b>	TO-220FPAB	8-Amp Snubberless™ Triac	8	800	60	150	I, II, III	35, 35, 35	4	1000 <sup>(1)</sup>
<b>T835T-8T</b>	TO-220AB	8-Amp Snubberless™ Triac	8	800	60	150	I, II, III	35, 35, 35	4	1000 <sup>(1)</sup>
<b>T1210T-6I</b>	TO-220AB Ins	12-Amp 3-quadrant Logic Level Triacs	12	600	90	125	I, II, III	10, 10, 10	3 <sup>(2)</sup>	50 <sup>(1)</sup>
<b>T1220T-6I</b>	TO-220AB Ins	12-Amp Snubberless™ Triacs	12	600	90	125	I, II, III	20, 20, 20	3 <sup>(1)</sup>	500 <sup>(1)</sup>
<b>T1225T-6I</b>	TO-220AB Ins	12-Amp 4-quadrant Standard Triacs	12	600	90	125	I, II, III, IV	25, 25, 25, 40	3 <sup>(1)</sup>	50 <sup>(1)</sup>
<b>T1235T-6I</b>	TO-220AB Ins	12-Amp Snubberless™ Triacs	12	600	90	125	I, II, III	35, 35, 35	10 <sup>(1)</sup>	1000 <sup>(1)</sup>
<b>T1210T-8FP</b>	TO-220FPAB	12-Amp 3-quadrant Logic Level Triacs	12	800	90	150	I, II, III	10, 10, 10	2.7	170

## HIGH-TEMPERATURE TRIACS T-SERIES

Part number	Package	General description	RMS on-state current	Repetitive peak off-state voltage	Non repetitive surge peak on-state current	Junction temperature (T <sub>j</sub> )	Gate triggering quadrants	Triggering gate current I <sub>GT</sub> (I, II, III, IV)	Rate of decrease of commutating on-state current (di/dt) <sub>c</sub> (@T <sub>j</sub> max)	Rising rate of off voltage dV/dt (@T <sub>j</sub> max)
			I <sub>T(RMS)</sub>	V <sub>DRM</sub> /V <sub>RRM</sub>	I <sub>TSM</sub>	max (°C)		max (mA)	min (A/ms)	min (V/μs)
<b>T1210T-8T</b>	TO-220AB	12-Amp 3-quadrant Logic Level Triacs	12	800	90	150	I, II, III	10, 10, 10	2.7	170
<b>T1235T-8FP</b>	TO-220FPAB	12-Amp Snubberless™ Triac	12	800	100	150	I, II, III	35, 35, 35	6	1000 <sup>(1)</sup>
<b>T1235T-8T</b>	TO-220AB	12-Amp Snubberless™ Triac	12	800	100	150	I, II, III	35, 35, 35	6	1000 <sup>(1)</sup>
<b>T1610T-6I</b>	TO-220AB Ins	16-Amp 3-quadrant Logic Level Triacs	16	600	120	125	I, II, III	10, 10, 10	3 <sup>(2)</sup>	20 <sup>(1)</sup>
<b>T1620T-6I</b>	TO-220AB Ins	16-Amp Snubberless™ Triacs	16	600	120	125	I, II, III	20, 20, 20	3 <sup>(1)</sup>	500 <sup>(1)</sup>
<b>T1635T-6I</b>	TO-220AB Ins	16-Amp Snubberless™ Triacs	16	600	120	125	I, II, III	35, 35, 35	12 <sup>(1)</sup>	1000 <sup>(1)</sup>
<b>T1610T-8I</b>	TO-220AB Ins	16-Amp 3-quadrant Logic Level Triac	16	800	120	150	I, II, III	10, 10, 10	5.4 <sup>(2)</sup>	50
<b>T1610T-8FP</b>	TO-220FPAB	16-Amp 3-quadrant Logic Level Triacs	16	800	120	150	I, II, III	10, 10, 10	15 <sup>(2)</sup>	170
<b>T1610T-8T</b>	TO-220AB	16-Amp 3-quadrant Logic Level Triacs	16	800	120	150	I, II, III	10, 10, 10	15 <sup>(2)</sup>	170
<b>T1620T-8I</b>	TO-220AB Ins	Snubberless™ 16-Amp Triac	16	800	120	150	I, II, III	20, 20, 20	4.5	500
<b>T1625T-8I</b>	TO-220AB Ins	16-Amp 4-quadrant Standard Triac	16	800	120	150	I, II, III, IV	25, 25, 25, 50	6 <sup>(2)</sup>	300
<b>T1635T-8I</b>	TO-220AB Ins	Snubberless™ 16-Amp Triac	16	800	120	150	I, II, III	35, 35, 35	12 <sup>(2)</sup>	1000
<b>T1635T-8FP</b>	TO-220FPAB	16-Amp Snubberless™ Triac	16	800	120	150	I, II, III	35, 35, 35	8	1000
<b>T1635T-8T</b>	TO-220AB	16-Amp Snubberless™ Triac	16	800	120	150	I, II, III	35, 35, 35	8	1000

Note (1) : parameter at 150 °C ;

Note (2) : parameter at 0.1 V/us and 150 °C

## HIGH-TEMPERATURE TRIACS H-SERIES

Part number	Package	General description	RMS on-state current	Repetitive peak off-state voltage	Non repetitive surge peak on-state current	Junction temperature (T <sub>j</sub> )	Triggering quadrants	Triggering gate current I <sub>GT</sub> (I, II, III)	Rate of decrease of commutating on-state current (di/dt) <sub>c</sub> (@T <sub>j</sub> max)	Rising rate of off voltage dV/dt (@T <sub>j</sub> max)
			I <sub>T(RMS)</sub>							
T410H	TO 220AB	4-Amp sensitive Triacs - Logic Level	4	600	40	150	I, II, III	10, 10, 10	1.5 <sup>(1)</sup>	75
T610H	TO 220AB	6-Amp sensitive Triacs - Logic Level	6	600	60	150	I, II, III	10, 10, 10	2.3 <sup>(1)</sup>	75
T810H	D <sup>2</sup> PAK, TO-220AB	8-Amp sensitive Triacs - Logic Level	8	600	80	150	I, II, III	10, 10, 10	3 <sup>(1)</sup>	75
T835H	D <sup>2</sup> PAK, TO-220AB, TO-220AB Ins	8-Amp Triacs - Snubberless™	8	600	80	150	I, II, III	35, 35, 35	11	1000
T850H	D <sup>2</sup> PAK, TO-220AB, TO-220AB Ins	8-Amp Triacs - Snubberless™	8	600	80	150	I, II, III	50, 50, 50	14	1500
T1010H	D <sup>2</sup> PAK, TO-220AB	10-Amp sensitive gate Triacs - Logic Level	10	600	100	150	I, II, III	10, 10, 10	3.8 <sup>(1)</sup>	75
T1035H	D <sup>2</sup> PAK, TO-220AB, TO-220AB Ins	10-Amp Triacs - Snubberless™	10	600	100	150	I, II, III	35, 35, 35	13	1000
T1050H	D <sup>2</sup> PAK, TO-220AB, TO-220AB Ins	10-Amp Triacs - Snubberless™	10	600	100	150	I, II, III	50, 50, 50	18	1500
T1235H	D <sup>2</sup> PAK, TO-220AB, TO-220AB Ins	12-Amp Triacs - Snubberless™	12	600	120	150	I, II, III	10, 10, 10	16	1000
T1250H	D <sup>2</sup> PAK, TO-220AB, TO-220AB Ins	12-Amp Triacs - Snubberless™	12	600	120	150	I, II, III	50, 50, 50	21	1500
T1610H	TO-220AB	16-Amp Triacs - Logic Level	16	600	160	150	I, II, III	10, 10, 10	3 <sup>(1)</sup>	100
T1635H	D <sup>2</sup> PAK, TO-220AB, TO-220AB Ins	16-Amp Triacs - Snubberless™	16	600	160	150	I, II, III	35, 35, 35	21	1000
T1650H	D <sup>2</sup> PAK, TO-220AB, TO-220AB Ins	16-Amp Triacs - Snubberless™	16	600	160	150	I, II, III	50, 50, 50	28	1500
T2035H	D <sup>2</sup> PAK, TO-220AB, TO-220AB Ins	20-Amp Triacs - Snubberless™	20	600	200	150	I, II, III	35, 35, 35	27	1000
T2050H	TO-220AB	20-Amp Triacs - Snubberless™	20	600	200	150	I, II, III	50, 50, 50	36	1500
T3035H	TO-220AB, TO-220AB Ins	30-Amp Triacs - Snubberless™	30	600	270	150	I, II, III	35, 35, 35	33	1000
T3050H	TO-220AB, TO-220AB Ins	30-Amp Triacs - Snubberless™	30	600	270	150	I, II, III	50, 50, 50	44	1500

Note (1) Parameter at 10 V/μs

## STANDARD AND SNUBBERLESS™ TRIACS, 0.8 A - 1 A

Part number	Package	General description	RMS on-state current $I_{T(RMS)}$	Repetitive peak off-state voltage $V_{DRM}/V_{RRM}$	Non repetitive surge peak on-state current $I_{TSM}$	Junction temperature ( $T_J$ )	Triggering quadrants	Triggering gate current $I_{GT}$ (I, II, III, IV)	Rate of rise of turn off voltage (dV/dt) <sub>c</sub> min (@ $T_J$ max)	Rising ratio of off voltage dV/dt (@ $T_J$ max)
			max (A)	max (V)	max (A)	max (°C)		max (mA)	min (V/μs)	min (V/μs)
Z00607	T0-92	0.8-Amp Logic Level Triacs	0.8	600	9	110	I, II, III, IV	5, 5, 5, 7	0.35	10
Z0103M	SMBflat-3L, SOT-223, T0-92	1-Amp Logic Level Triacs	1	600	8	125	I, II, III, IV	3, 3, 3, 5	0.44	10
Z0107M	SMBflat-3L, SOT-223, T0-92	1-Amp Logic Level Triacs	1	600	8	125	I, II, III, IV	5, 5, 5, 7	0.44	20
Z0109M	SMBflat-3L, SOT-223, T0-92	1-Amp Logic Level Triacs	1	600	8	125	I, II, III, IV	10, 10, 10, 10	0.44	50
Z0109M1	SO-8	1-Amp Logic Level Triacs	1	600	8	125	I, II, III, IV	10, 10, 10, 10	0.44	50
Z0110M	SOT-223, T0-92	1-Amp Standard Triacs	1	600	8	125	I, II, III, IV	25, 25, 25, 25	0.44	100
Z0103N	SOT-223, T0-92	1-Amp Logic Level Triacs	1	800	8	125	I, II, III, IV	3, 3, 3, 5	0.44	10
Z0107N	SOT-223, T0-92	1-Amp Logic Level Triacs	1	800	8	125	I, II, III, IV	5, 5, 5, 7	0.44	20
Z0109N	SOT-223, T0-92	1-Amp Logic Level Triacs	1	800	8	125	I, II, III, IV	10, 10, 10, 10	0.44	50
Z0110N	SOT-223, T0-92	1-Amp Standard Triacs	1	800	8	125	I, II, III, IV	25, 25, 25, 25	0.44	100

## STANDARD AND SNUBBERLESS™ TRIACS, 4 A - 40 A

Part number	Package	General description	RMS on-state current $I_{T(RMS)}$	Repetitive peak off-state voltage $V_{DRM}/V_{RRM}$	Non repetitive surge peak on-state current $I_{TSM}$	Junction temperature ( $T_J$ )	Triggering quadrants	Triggering gate current $I_{GT}$ (I, II, III, IV)	Rate of decrease of commutating on-state current (di/dt) <sub>c</sub> (@ $T_J$ max)	Rising rate of off voltage dV/dt (@ $T_J$ max)
			max (A)	max (V)	max (A)	max (°C)		max (mA)	min (A/ms)	min (V/μs)
<b>4 A Standard, Logic Level and Snubberless™ Triacs</b>										
Z0402MF	T0-202-3	4-Amp Logic Level Triacs	4	600	20	125	I, II, III, IV	3, 3, 3, 3	0.5	10
Z0405MF	T0-202-3	4-Amp Logic Level Triacs	4	600	20	125	I, II, III, IV	5, 5, 5, 5	1	20
Z0409MF	T0-202-3	4-Amp Logic Level Triacs	4	600	20	125	I, II, III, IV	10, 10, 10, 10	2	100
Z0410MF	T0-202-3	4-Amp Standard Triacs	4	600	20	125	I, II, III, IV	25, 25, 25, 25	5	200
T405-600	DPAK, IPAK, T0-220AB	4-Amp Logic Level Triacs	4	600	30	125	I, II, III	5, 5, 5	0.9	20

## STANDARD AND SNUBBERLESS™ TRIACS, 4 A - 40 A

Part number	Package	General description	RMS on-state current	Repetitive peak off-state voltage	Non repetitive surge peak on-state current	Junction temperature (T <sub>j</sub> )	Triggering quadrants	Triggering gate current	Rate of decrease of commutating on-state current	Rising rate of off voltage	
			I <sub>TRMS</sub>	V <sub>DRM</sub> /V <sub>RRM</sub>	I <sub>TSM</sub>	(°C)		I <sub>GT</sub> (I, II, III, IV)	(di/dt) <sub>c</sub> (@T <sub>j</sub> max)	(@T <sub>j</sub> max)	
			max (A)	max (V)	max (A)	max (°C)				min (A/ms)	min (V/μs)
T410-600	DPAK, IPAK, TO-220AB	4-Amp Logic Level Triacs	4	600	30	125	I, II, III	10, 10, 10	2	40	
T405Q-600	DPAK, IPAK	4-Amp Logic Level Triacs	4	600	35	125	I, II, III, IV	5, 5, 5, 10	1.8	10	
T435-600	DPAK, IPAK, TO-220AB	4-Amp Snubberless™ Triacs	4	600	35	125	I, II, III	35, 35, 35	2.5	400	
BTB04-600SL	TO-220AB	4-Amp Standard Triacs	4	600	35	125	I, II, III, IV	10, 10, 10, 25	1.8	75	
Z0402NF	TO-202-3	4-Amp Logic Level Triacs	4	800	20	125	I, II, III, IV	3, 3, 3, 3	0.5	10	
Z0405NF	TO-202-3	4-Amp Logic Level Triacs	4	800	20	125	I, II, III, IV	5, 5, 5, 5	1	20	
Z0409NF	TO-202-3	4-Amp Logic Level Triacs	4	800	20	125	I, II, III, IV	10, 10, 10, 10	2	100	
Z0410NF	TO-202-3	4-Amp Standard Triacs	4	800	20	125	I, II, III, IV	25, 25, 25, 25	5	200	
T405-800	DPAK, IPAK	4-Amp Logic Level Triacs	4	800	30	125	I, II, III	5, 5, 5	0.9	20	
T410-800	DPAK, IPAK, TO-220AB	4-Amp Logic Level Triacs	4	800	30	125	I, II, III	10, 10, 10	2	40	
T435-800	DPAK, IPAK, TO-220AB	4-Amp Snubberless™ Triacs	4	800	30	125	I, II, III	35, 35, 35	2.5	400	
<b>6 A Standard, Logic Level and Snubberless™ Triacs</b>											
BTB06-600TW	TO-220AB	6-Amp Logic Level Triacs	6	600	60	125	I, II, III	5, 5, 5	1.2 <sup>(2)</sup>	20	
BTA06-600TW	TO-220AB Ins	6-Amp Logic Level Triacs	6	600	60	125	I, II, III	5, 5, 5	1.2 <sup>(2)</sup>	20	
BTB06-600SW	TO-220AB	6-Amp Logic Level Triacs	6	600	60	125	I, II, III	10, 10, 10	2.4 <sup>(2)</sup>	40	
BTA06-600SW	TO-220AB Ins	6-Amp Logic Level Triacs	6	600	60	125	I, II, III	10, 10, 10	2.4 <sup>(2)</sup>	40	
BTB06-600C	TO-220AB	6-Amp Standard Triacs	6	600	60	125	I, II, III, IV	25, 25, 25, 50	2.7 <sup>(2)</sup>	200	
BTA06-600C	TO-220AB Ins	6-Amp Standard Triacs	6	600	60	125	I, II, III, IV	25, 25, 25, 50	2.7 <sup>(2)</sup>	200	
BTB06-600CW	TO-220AB	6-Amp Snubberless™ Triacs	6	600	60	125	I, II, III	35, 35, 35	3.5	400	
BTA06T-600CW RG	TO-220AB Ins	6-Amp Snubberless™ Triacs	6	600	45	125	I, II, III	35, 35, 35	8	750	
BTA06-600CW	TO-220AB Ins	6-Amp Snubberless™ Triacs	6	600	60	125	I, II, III	35, 35, 35	3.5	400	
BTB06-600BW	TO-220AB	6-Amp Snubberless™ Triacs	6	600	60	125	I, II, III	50, 50, 50	5.3	1000	

## STANDARD AND SNUBBERLESS™ TRIACS, 4 A - 40 A

Part number	Package	General description	RMS on-state current	Repetitive peak off-state voltage	Non repetitive surge peak on-state current	Junction temperature (T <sub>j</sub> )	Triggering quadrants	Triggering gate current	Rate of decrease of commutating on-state current	Rising rate of off voltage	
			I <sub>TRMS</sub>	V <sub>DRM</sub> /V <sub>RRM</sub>	I <sub>TSM</sub>	(°C)		I <sub>GT</sub> (I, II, III, IV)	(di/dt) <sub>c</sub> (@T <sub>j</sub> max)	(@T <sub>j</sub> max)	
			max (A)	max (V)	max (A)	max (°C)				min (A/ms)	min (V/μs)
<b>BTA06-600BW</b>	TO-220AB Ins	6-Amp Snubberless™ Triacs	6	600	60	125	I, II, III	50, 50, 50	5.3	1000	
<b>BTB06-600B</b>	TO-220AB	6-Amp Standard Triacs	6	600	60	125	I, II, III, IV	50, 50, 50, 100	2.7 <sup>(2)</sup>	400	
<b>BTA06-600B</b>	TO-220AB Ins	6-Amp Standard Triacs	6	600	60	125	I, II, III, IV	50, 50, 50, 100	2.7 <sup>(2)</sup>	400	
<b>BTB06-800TW</b>	TO-220AB	6-Amp Logic Level Triacs	6	800	60	125	I, II, III	5, 5, 5	1.2 <sup>(2)</sup>	20	
<b>BTA06-800TW</b>	TO-220AB Ins	6-Amp Logic Level Triacs	6	800	60	125	I, II, III	5, 5, 5	1.2 <sup>(2)</sup>	20	
<b>BTB06-800SW</b>	TO-220AB	6-Amp Logic Level Triacs	6	800	60	125	I, II, III	10, 10, 10	2.4 <sup>(2)</sup>	40	
<b>BTA06-800SW</b>	TO-220AB Ins	6-Amp Logic Level Triacs	6	800	60	125	I, II, III	10, 10, 10	2.4 <sup>(2)</sup>	40	
<b>BTB06-800C</b>	TO-220AB	6-Amp Standard Triacs	6	800	60	125	I, II, III, IV	25, 25, 25, 50	2.7 <sup>(1)</sup>	200	
<b>BTA06-800C</b>	TO-220AB Ins	6-Amp Standard Triacs	6	800	60	125	I, II, III, IV	25, 25, 25, 50	2.7 <sup>(1)</sup>	200	
<b>BTB06-800CW</b>	TO-220AB	6-Amp Snubberless™ Triacs	6	800	60	125	I, II, III	35, 35, 35	3.5	400	
<b>BTA06-800CW</b>	TO-220AB Ins	6-Amp Snubberless™ Triacs	6	800	60	125	I, II, III	35, 35, 35	3.5	400	
<b>BTB06-800BW</b>	TO-220AB	6-Amp Snubberless™ Triacs	6	800	60	125	I, II, III	50, 50, 50	5.3	1000	
<b>BTA06-800BW</b>	TO-220AB Ins	6-Amp Snubberless™ Triacs	6	800	60	125	I, II, III	50, 50, 50	5.3	1000	
<b>BTB06-800B</b>	TO-220AB	6-Amp Standard Triacs	6	800	60	125	I, II, III, IV	50, 50, 50, 100	2.7 <sup>(2)</sup>	400	
<b>BTA06-800B</b>	TO-220AB Ins	6-Amp Standard Triacs	6	800	60	125	I, II, III, IV	50, 50, 50, 100	2.7 <sup>(2)</sup>	400	
<b>8 A Standard, Logic Level and Snubberless™ Triacs</b>											
<b>BTB08-600TW</b>	TO-220AB	8-Amp Logic Level Triacs	8	600	80	125	I, II, III	5, 5, 5	1.5 <sup>(1)</sup>	20	
<b>BTA08-600TW</b>	TO-220AB Ins	8-Amp Logic Level Triacs	8	600	80	125	I, II, III	5, 5, 5	1.5 <sup>(1)</sup>	20	
<b>BTB08-600SW</b>	TO-220AB	8-Amp Logic Level Triacs	8	600	80	125	I, II, III	10, 10, 10	3 <sup>(1)</sup>	40	
<b>BTA08-600SW</b>	TO-220AB Ins	8-Amp Logic Level Triacs	8	600	80	125	I, II, III	10, 10, 10	3 <sup>(1)</sup>	40	
<b>T810-600</b>	D2PAK, IPAK	8-Amp Logic Level Triacs	8	600	80	125	I, II, III	10, 10, 10	2.8	40	
<b>BTB08-600C</b>	TO-220AB	8-Amp Standard Triacs	8	600	80	125	I, II, III, IV	25, 25, 25, 50	5.3 <sup>(2)</sup>	200	
<b>BTA08-600C</b>	TO-220AB Ins	8-Amp Standard Triacs	8	600	80	125	I, II, III, IV	25, 25, 25, 50	5.3 <sup>(2)</sup>	200	

## STANDARD AND SNUBBERLESS™ TRIACS, 4 A - 40 A

Part number	Package	General description	RMS on-state current	Repetitive peak off-state voltage	Non repetitive surge peak on-state current	Junction temperature	Triggering quadrants	Triggering gate current	Rate of decrease of commutating on-state current	Rising rate of off voltage
			$I_{T(RMS)}$	$V_{DRM}/V_{RRM}$	$I_{TSM}$	(T)		$I_{GT}$ (I, II, III, IV)	(dI/dt) <sub>c</sub> (@T <sub>j</sub> max)	(@T <sub>j</sub> max)
			max (A)	max (V)	max (A)	max (°C)		max (mA)	min (A/ms)	min (V/μs)
<b>BTB08-600CW</b>	TO-220AB	8-Amp Snubberless™ Triacs	8	600	80	125	I, II, III	35, 35, 35	4.5	400
<b>BTA08-600CW</b>	TO-220AB Ins	8-Amp Snubberless™ Triacs	8	600	80	125	I, II, III	35, 35, 35	4.5	400
<b>T835-600</b>	D2PAK	8-Amp Snubberless™ Triacs	8	600	80	125	I, II, III	35, 35, 35	4.5	400
<b>BTB08-600BW</b>	TO-220AB	8-Amp Snubberless™ Triacs	8	600	80	125	I, II, III	50, 50, 50	7	1000
<b>BTA08-600BW</b>	TO-220AB Ins	8-Amp Snubberless™ Triacs	8	600	80	125	I, II, III	50, 50, 50	7	1000
<b>BTB08-600B</b>	TO-220AB	8-Amp Standard Triacs	8	600	80	125	I, II, III, IV	50, 50, 50, 100	5.3 <sup>(1)</sup>	400
<b>BTA08-600B</b>	TO-220AB Ins	8-Amp Standard Triacs	8	600	80	125	I, II, III, IV	50, 50, 50, 100	5.3 <sup>(1)</sup>	400
<b>BTB08-800TW</b>	TO-220AB	8-Amp Logic Level Triacs	8	800	80	125	I, II, III	5, 5, 5	1.5 <sup>(1)</sup>	20
<b>BTA08-800TW</b>	TO-220AB Ins	8-Amp Logic Level Triacs	8	800	80	125	I, II, III	5, 5, 5	1.5 <sup>(1)</sup>	20
<b>BTB08-800SW</b>	TO-220AB	8-Amp Logic Level Triacs	8	800	80	125	I, II, III	10, 10, 10	3 <sup>(1)</sup>	40
<b>BTA08-800SW</b>	TO-220AB Ins	8-Amp Logic Level Triacs	8	800	80	125	I, II, III	10, 10, 10	3 <sup>(1)</sup>	40
<b>T810-800B</b>	DPAK	8-Amp Logic Level Triacs	8	800	80	125	I, II, III	10, 10, 10	2.8	40
<b>BTB08-800C</b>	TO-220AB	8-Amp Standard Triacs	8	800	80	125	I, II, III, IV	25, 25, 25, 50	5.3 <sup>(2)</sup>	200
<b>BTA08-800C</b>	TO-220AB Ins	8-Amp Standard Triacs	8	800	80	125	I, II, III, IV	25, 25, 25, 50	5.3 <sup>(2)</sup>	200
<b>BTB08-800CW</b>	TO-220AB	8-Amp Snubberless™ Triacs	8	800	80	125	I, II, III	35, 35, 35	4.5	400
<b>BTA08-800CW</b>	TO-220AB Ins	8-Amp Snubberless™ Triacs	8	800	80	125	I, II, III	35, 35, 35	4.5	400
<b>T835-800B</b>	DPAK	8-Amp Snubberless™ Triacs	8	800	80	125	I, II, III	35, 35, 35	4.5	400
<b>BTB08-800BW</b>	TO-220AB	8-Amp Snubberless™ Triacs	8	800	80	125	I, II, III	50, 50, 50	7	1000
<b>BTA08-800BW</b>	TO-220AB Ins	8-Amp Logic Level Triacs	8	800	80	125	I, II, III	50, 50, 50	7	1000
<b>BTB08-800B</b>	TO-220AB	8-Amp Standard Triacs	8	800	80	125	I, II, III, IV	50, 50, 50, 100	5.3 <sup>(1)</sup>	400
<b>BTA08-800B</b>	TO-220AB Ins	8-Amp Standard Triacs	8	800	80	125	I, II, III, IV	50, 50, 50, 100	5.3 <sup>(1)</sup>	400

## STANDARD AND SNUBBERLESS™ TRIACS, 4 A - 40 A

Part number	Package	General description	RMS on-state current	Repetitive peak off-state voltage	Non repetitive surge peak on-state current	Junction temperature	Triggering quadrants	Triggering gate current	Rate of decrease of commutating on-state current	Rising rate of off voltage
			$I_{T(RMS)}$	$V_{DRM}/V_{RRM}$	$I_{TSM}$	(T)		$I_{GT}$ (I, II, III, IV)	(dI/dt) <sub>c</sub> (@T <sub>j</sub> max)	dV/dt (@T <sub>j</sub> max)
10 A Standard, Logic Level and Snubberless™ Triacs										
			max (A)	max (V)	max (A)	max (°C)		max (mA)	min (A/ms)	min (V/μs)
<b>BTB10-600C</b>	T0-220AB	10-Amp Standard Triacs	10	600	100	125	I, II, III, IV	25, 25, 25, 50	4.4 <sup>(2)</sup>	200
<b>BTA10-600C</b>	T0-220AB Ins	10-Amp Standard Triacs	10	600	100	125	I, II, III, IV	25, 25, 25, 50	4.4 <sup>(2)</sup>	200
<b>BTB10-600CW</b>	T0-220AB	10-Amp Snubberless™ Triacs	10	600	100	125	I, II, III	35, 35, 35	5.5	1000
<b>BTA10-600CW</b>	T0-220AB Ins	10-Amp Snubberless™ Triacs	10	600	100	125	I, II, III	35, 35, 35	5.5	1000
<b>BTA10-600BW</b>	T0-220AB Ins	10-Amp Snubberless™ Triacs	10	600	100	125	I, II, III	50, 50, 50	9	1000
<b>BTB10-600BW</b>	T0-220AB	10-Amp Snubberless™ Triacs	10	600	100	125	I, II, III	50, 50, 50	9	1000
<b>BTB10-600B</b>	T0-220AB	10-Amp Standard Triacs	10	600	100	125	I, II, III, IV	50, 50, 50, 100	4.4 <sup>(2)</sup>	400
<b>BTA10-600B</b>	T0-220AB Ins	10-Amp Standard Triacs	10	600	100	125	I, II, III, IV	50, 50, 50, 100	4.4 <sup>(2)</sup>	400
<b>BTA10-600GP</b>	T0-220AB Ins	10-Amp Standard Triacs	10	600	120	125	I, II, III, IV	25, 25, 25, 100	2.2	30
<b>BTB10-800C</b>	T0-220AB	10-Amp Standard Triacs	10	800	100	125	I, II, III, IV	25, 25, 25, 50	4.4 <sup>(2)</sup>	200
<b>BTA10-800C</b>	T0-220AB Ins	10-Amp Standard Triacs	10	800	100	125	I, II, III, IV	25, 25, 25, 50	4.4 <sup>(2)</sup>	200
<b>BTB10-800CW</b>	T0-220AB	10-Amp Snubberless™ Triacs	10	800	100	125	I, II, III	35, 35, 35	5.5	1000
<b>BTA10-800CW</b>	T0-220AB Ins	10-Amp Snubberless™ Triacs	10	800	100	125	I, II, III	35, 35, 35	5.5	1000
<b>BTB10-800BW</b>	T0-220AB	10-Amp Snubberless™ Triacs	10	800	100	125	I, II, III	50, 50, 50	9	1000
<b>BTA10-800BW</b>	T0-220AB Ins	10-Amp Snubberless™ Triacs	10	800	100	125	I, II, III	50, 50, 50	9	1000
<b>BTB10-800B</b>	T0-220AB	10-Amp Standard Triacs	10	800	100	125	I, II, III, IV	50, 50, 50, 100	4.4 <sup>(2)</sup>	400
<b>BTA10-800B</b>	T0-220AB Ins	10-Amp Standard Triacs	10	800	100	125	I, II, III, IV	50, 50, 50, 100	4.4 <sup>(2)</sup>	400
12 A Standard, Logic Level and Snubberless™ Triacs										
<b>BTB12-600TW</b>	T0-220AB	12-Amp Logic Level Triacs	12	600	120	125	I, II, III	5, 5, 5	1 <sup>(1)</sup>	20
<b>BTA12-600TW</b>	T0-220AB Ins	12-Amp Logic Level Triacs	12	600	120	125	I, II, III	5, 5, 5	1 <sup>(1)</sup>	20
<b>BTA12-600SW</b>	T0-220AB Ins	12-Amp Logic Level Triacs	12	600	120	125	I, II, III	10, 10, 10	2.9 <sup>(1)</sup>	40
<b>BTB12-600SW</b>	T0-220AB	12-Amp Logic Level Triacs	12	600	120	125	I, II, III	10, 10, 10	2.9 <sup>(1)</sup>	40

## STANDARD AND SNUBBERLESS™ TRIACS, 4 A - 40 A

Part number	Package	General description	RMS on-state current	Repetitive peak off-state voltage	Non repetitive surge peak on-state current	Junction temperature	Triggering quadrants	Triggering gate current	Rate of decrease of commutating on-state current	Rising rate of off voltage
			$I_{T(RMS)}$	$V_{DRM}/V_{RRM}$	$I_{TSM}$	(T)		$I_{GT}$ (I, II, III, IV)	(di/dt) <sub>c</sub> (@T <sub>j</sub> max)	(@T <sub>j</sub> max)
			max (A)	max (V)	max (A)	max (°C)				min (V/μs)
<b>BTB12-600C</b>	TO-220AB	12-Amp Standard Triacs	12	600	120	125	I, II, III, IV	25, 25, 25, 50	5.3 <sup>(2)</sup>	200
<b>BTA12-600C</b>	TO-220AB Ins	12-Amp Standard Triacs	12	600	120	125	I, II, III, IV	25, 25, 25, 50	5.3 <sup>(2)</sup>	200
<b>T1235-600G</b>	D <sup>2</sup> PAK	12-Amp Snubberless™ Triacs	12	600	120	125	I, II, III	35, 35, 35	6.5	500
<b>BTB12-600CW</b>	TO-220AB	12-Amp Snubberless™ Triacs	12	600	120	125	I, II, III	35, 35, 35	6.5	500
<b>BTA12-600CW</b>	TO-220AB Ins	12-Amp Snubberless™ Triacs	12	600	120	125	I, II, III	35, 35, 35	6.5	500
<b>T1250-600G</b>	D <sup>2</sup> PAK	12-Amp Snubberless™ Triacs	12	600	120	125	I, II, III	50, 50, 50	12	1000
<b>BTB12-600BW</b>	TO-220AB	12-Amp Snubberless™ Triacs	12	600	120	125	I, II, III	50, 50, 50	12	1000
<b>BTA12-600BW</b>	TO-220AB Ins	12-Amp Snubberless™ Triacs	12	600	120	125	I, II, III	50, 50, 50	12	1000
<b>BTB12-600B</b>	TO-220AB	12-Amp Standard Triacs	12	600	120	125	I, II, III, IV	50, 50, 50, 100	5.3 <sup>(1)</sup>	400
<b>BTA12-600B</b>	TO-220AB Ins	12-Amp Standard Triacs	12	600	120	125	I, II, III, IV	50, 50, 50, 100	5.3 <sup>(1)</sup>	400
<b>BTB12-800TW</b>	TO-220AB	12-Amp Logic Level Triacs	12	800	120	125	I, II, III	5, 5, 5	1 <sup>(1)</sup>	20
<b>BTA12-800TW</b>	TO-220AB Ins	12-Amp Logic Level Triacs	12	800	120	125	I, II, III	5, 5, 5	1 <sup>(1)</sup>	20
<b>T1210-800G</b>	D <sup>2</sup> PAK	12-Amp Snubberless™ Triacs	12	800	120	125	I, II, III	10, 10, 10	2.9	40
<b>BTB12-800SW</b>	TO-220AB	12-Amp Logic Level Triacs	12	800	120	125	I, II, III	10, 10, 10	2.9 <sup>(1)</sup>	40
<b>BTA12-800SW</b>	TO-220AB Ins	12-Amp Logic Level Triacs	12	800	120	125	I, II, III	10, 10, 10	2.9 <sup>(1)</sup>	40
<b>BTB12-800C</b>	TO-220AB	12-Amp Standard Triacs	12	800	120	125	I, II, III, IV	25, 25, 25, 50	5.3 <sup>(2)</sup>	200
<b>BTA12-800C</b>	TO-220AB Ins	12-Amp Standard Triacs	12	800	120	125	I, II, III, IV	25, 25, 25, 50	5.3 <sup>(2)</sup>	200
<b>BTB12-800CW</b>	TO-220AB	12-Amp Snubberless™ Triacs	12	800	120	125	I, II, III	35, 35, 35	6.5	500
<b>BTA12-800CW</b>	TO-220AB Ins	12-Amp Snubberless™ Triacs	12	800	120	125	I, II, III	35, 35, 35	6.5	500
<b>T1235-800G</b>	D <sup>2</sup> PAK	12-Amp Snubberless™ Triacs	12	800	120	125	I, II, III	35, 35, 35	6.5	500
<b>BTB12-800BW</b>	TO-220AB	12-Amp Snubberless™ Triacs	12	800	120	125	I, II, III	50, 50, 50	12	1000
<b>BTA12-800BW</b>	TO-220AB Ins	12-Amp Snubberless™ Triacs	12	800	120	125	I, II, III	50, 50, 50	12	1000
<b>BTB12-800B</b>	TO-220AB	12-Amp Standard Triacs	12	800	120	125	I, II, III, IV	50, 50, 50, 100	5.3 <sup>(1)</sup>	400

## STANDARD AND SNUBBERLESS™ TRIACS, 4 A - 40 A

Part number	Package	General description	RMS on-state current	Repetitive peak off-state voltage	Non repetitive surge peak on-state current	Junction temperature	Triggering quadrants	Triggering gate current	Rate of decrease of commutating on-state current	Rising rate of off voltage
			$I_{T(RMS)}$	$V_{DRM}/V_{RRM}$	$I_{TSM}$	(T)		$I_{GT}$ (I, II, III, IV)	(dI/dt) <sub>c</sub> (@T <sub>J</sub> max)	(@T <sub>J</sub> max)
			max (A)	max (V)	max (A)	max (°C)		max (mA)	min (A/ms)	min (V/μs)
<b>BTA12-800B</b>	TO-220AB Ins	12-Amp Standard Triacs	12	800	120	125	I, II, III, IV	50, 50, 50, 100	5.3 <sup>(1)</sup>	400
<b>16 A Standard, Logic Level and Snubberless™ Triacs</b>										
<b>BTB16-600SW</b>	TO-220AB	16-Amp Logic Level Triacs	16	600	160	125	I, II, III	10, 10, 10	3 <sup>(1)</sup>	40
<b>BTA16-600SW</b>	TO-220AB Ins	16-Amp Logic Level Triacs	16	600	160	125	I, II, III	10, 10, 10	3 <sup>(1)</sup>	40
<b>T1610-600G</b>	D <sup>2</sup> PAK	16-Amp Logic Level Triacs	16	600	160	125	I, II, III	10, 10, 10	3 <sup>(1)</sup>	40
<b>BTB16-600C</b>	TO-220AB	16-Amp Standard Triacs	16	600	160	125	I, II, III, IV	25, 25, 25, 50	7 <sup>(2)</sup>	200
<b>BTA16-600C</b>	TO-220AB Ins	16-Amp Standard Triacs	16	600	160	125	I, II, III, IV	25, 25, 25, 50	7 <sup>(2)</sup>	200
<b>BTB16-600CW</b>	TO-220AB	16-Amp Snubberless™ Triacs	16	600	160	125	I, II, III	35, 35, 35	8.5	500
<b>BTA16-600CW</b>	TO-220AB Ins	16-Amp Snubberless™ Triacs	16	600	160	125	I, II, III	35, 35, 35	8.5	500
<b>T1635-600G</b>	D <sup>2</sup> PAK	16-Amp Snubberless™ Triacs	16	600	160	125	I, II, III	35, 35, 35	8.5	500
<b>T1650-600G</b>	D <sup>2</sup> PAK	16-Amp Snubberless™ Triacs	16	600	160	125	I, II, III	50, 50, 50	14	1000
<b>BTB16-600BW</b>	TO-220AB	16-Amp Snubberless™ Triacs	16	600	160	125	I, II, III	50, 50, 50	14	1000
<b>BTA16-600BW</b>	TO-220AB Ins	16-Amp Snubberless™ Triacs	16	600	160	125	I, II, III	50, 50, 50	14	1000
<b>BTB16-600B</b>	TO-220AB	16-Amp Standard Triacs	16	600	160	125	I, II, III, IV	50, 50, 50, 100	7 <sup>(1)</sup>	400
<b>BTA16-600B</b>	TO-220AB Ins	16-Amp Standard Triacs	16	600	160	125	I, II, III, IV	50, 50, 50, 100	7 <sup>(1)</sup>	400
<b>T1610-800G</b>	D <sup>2</sup> PAK	16-Amp Logic Level Triacs	16	800	160	125	I, II, III	10, 10, 10	3 <sup>(1)</sup>	40
<b>BTB16-800SW</b>	TO-220AB	16-Amp Logic Level Triacs	16	800	160	125	I, II, III	10, 10, 10	3 <sup>(1)</sup>	40
<b>BTA16-800SW</b>	TO-220AB Ins	16-Amp Logic Level Triacs	16	800	160	125	I, II, III	10, 10, 10	3 <sup>(1)</sup>	40
<b>T1635-800G</b>	D <sup>2</sup> PAK	16-Amp Snubberless™ Triacs	16	800	160	125	I, II, III	35, 35, 35	8.5	500
<b>BTB16-800CW</b>	TO-220AB	16-Amp Snubberless™ Triacs	16	800	160	125	I, II, III	35, 35, 35	8.5	500
<b>BTA16-800CW</b>	TO-220AB Ins	16-Amp Snubberless™ Triacs	16	800	160	125	I, II, III	35, 35, 35	8.5	500
<b>BTB16-800BW</b>	TO-220AB	16-Amp Snubberless™ Triacs	16	800	160	125	I, II, III	50, 50, 50	14	1000
<b>BTA16-800BW</b>	TO-220AB Ins	16-Amp Snubberless™ Triacs	16	800	160	125	I, II, III	50, 50, 50	14	1000

## STANDARD AND SNUBBERLESS™ TRIACS, 4 A - 40 A

Part number	Package	General description	RMS on-state current	Repetitive peak off-state voltage	Non repetitive surge peak on-state current	Junction temperature	Triggering quadrants	Triggering gate current	Rate of decrease of commutating on-state current	Rising rate of off voltage
			$I_{T(RMS)}$	$V_{DRM}/V_{RRM}$	$I_{TSM}$	(T)		$I_{GT}$ (I, II, III, IV)	(di/dt) <sub>c</sub> (@T <sub>j</sub> max)	(@T <sub>j</sub> max)
			max (A)	max (V)	max (A)	max (°C)		max (mA)	min (A/ms)	min (V/μs)
<b>BTB16-800B</b>	T0-220AB	16-Amp Standard Triacs	16	800	160	125	I, II, III, IV	50, 50, 50, 100	7 <sup>(1)</sup>	400
<b>BTA16-800B</b>	T0-220AB Ins	16-Amp Standard Triacs	16	800	160	125	I, II, III, IV	50, 50, 50, 100	7 <sup>(1)</sup>	400
<b>20 A Snubberless™ Triacs</b>										
<b>BTA20-600CWRG</b>	T0-220AB Ins	20-Amp Snubberless™ Triacs	20	600	200	125	I, II, III	35, 35, 35	20 <sup>(1)</sup>	250
<b>BTA20-700CWRG</b>	T0-220AB Ins	20-Amp Snubberless™ Triacs	20	700	200	125	I, II, III	35, 35, 35	20 <sup>(1)</sup>	250
<b>BTA20-700BWRG</b>	T0-220AB Ins	20-Amp Snubberless™ Triacs	20	700	200	125	I, II, III	50, 50, 50	20	500
<b>25 A Standard and Snubberless™ Triacs</b>										
<b>BTA25-600CWRG</b>	RD-91	25-Amp Snubberless™ Triacs	25	600	250	125	I, II, III	35, 35, 35	13	500
<b>BTB24-600CWRG</b>	T0-220AB	25-Amp Snubberless™ Triacs	25	600	250	125	I, II, III	35, 35, 35	13	500
<b>BTA24-600CWRG</b>	T0-220AB Ins	25-Amp Snubberless™ Triacs	25	600	250	125	I, II, III	35, 35, 35	13	500
<b>BTA26-600CWRG</b>	TOP 3 ISOL	25-Amp Snubberless™ Triacs	25	600	250	125	I, II, III	35, 35, 35	13	500
<b>BTA24-600BWRG</b>	T0-220AB Ins	25-Amp Snubberless™ Triacs	25	600	250	125	I, II, III	50, 50, 50	22	1000
<b>BTA25-600BWRG</b>	RD-91	25-Amp Snubberless™ Triacs	25	600	250	125	I, II, III	50, 50, 50	22	1000
<b>BTB24-600BWRG</b>	T0-220AB	25-Amp Snubberless™ Triacs	25	600	250	125	I, II, III	50, 50, 50	22	1000
<b>BTA26-600BWRG</b>	TOP 3 ISOL	25-Amp Snubberless™ Triacs	25	600	250	125	I, II, III	50, 50, 50	22	1000
<b>BTA25-600BRG</b>	RD-91	25-Amp Standard Triacs	25	600	250	125	I, II, III, IV	50, 50, 50, 100	13 <sup>(1)</sup>	500
<b>BTB24-600BRG</b>	T0-220AB	25-Amp Standard Triacs	25	600	250	125	I, II, III, IV	50, 50, 50, 100	13 <sup>(1)</sup>	500
<b>BTB26-600BRG</b>	TOP 3	25-Amp Standard Triacs	25	600	250	125	I, II, III, IV	50, 50, 50, 100	13 <sup>(1)</sup>	500
<b>BTA26-600BRG</b>	TOP 3 ISOL	25-Amp Standard Triacs	25	600	250	125	I, II, III, IV	50, 50, 50, 100	13 <sup>(1)</sup>	500
<b>T2535-800G</b>	D2PAK	25-Amp Snubberless™ Triacs	25	800	250	125	I, II, III	35, 35, 35	13	500
<b>BTA25-800CWRG</b>	RD-91	25-Amp Snubberless™ Triacs	25	800	250	125	I, II, III	35, 35, 35	13	500
<b>BTB24-800CWRG</b>	T0-220AB	25-Amp Snubberless™ Triacs	25	800	250	125	I, II, III	35, 35, 35	13	500
<b>BTA24-800CWRG</b>	T0-220AB Ins	25-Amp Snubberless™ Triacs	25	800	250	125	I, II, III	35, 35, 35	13	500

## STANDARD AND SNUBBERLESS™ TRIACS, 4 A - 40 A

Part number	Package	General description	RMS on-state current	Repetitive peak off-state voltage	Non repetitive surge peak on-state current	Junction temperature (T <sub>j</sub> )	Triggering quadrants	Triggering gate current	Rate of decrease of commutating on-state current (di/dt) <sub>c</sub> (@T <sub>j</sub> max)	Rising rate of off voltage dV/dt (@T <sub>j</sub> max)		
			I <sub>T(RMS)</sub>	V <sub>DRM</sub> /V <sub>RRM</sub>	I <sub>TSM</sub>	(°C)		I <sub>GT</sub> (I, II, III, IV)	(A/ms)	(V/μs)		
			max (A)	max (V)	max (A)	max (°C)				max (mA)	min (A/ms)	min (V/μs)
<b>BTA26-800CWRG</b>	TOP 3 ISOL	25-Amp Snubberless™ Triacs	25	800	250	125	I, II, III	35, 35, 35	13	500		
<b>BTA25-800BWRG</b>	RD-91	25-Amp Snubberless™ Triacs	25	800	250	125	I, II, III	50, 50, 50	22	1000		
<b>BTB24-800BWRG</b>	T0-220AB	25-Amp Snubberless™ Triacs	25	800	250	125	I, II, III	50, 50, 50	22	1000		
<b>BTA24-800BWRG</b>	T0-220AB Ins	25-Amp Snubberless™ Triacs	25	800	250	125	I, II, III	50, 50, 50	22	1000		
<b>BTA26-800BWRG</b>	TOP 3 ISOL	25-Amp Snubberless™ Triacs	25	800	250	125	I, II, III	50, 50, 50	22	1000		
<b>BTA25-800BRG</b>	RD-91	25-Amp Standard Triacs	25	800	250	125	I, II, III, IV	50, 50, 50, 100	13 <sup>(1)</sup>	500		
<b>BTB24-800BRG</b>	T0-220AB	25-Amp Standard Triacs	25	800	250	125	I, II, III, IV	50, 50, 50, 100	13 <sup>(1)</sup>	500		
<b>BTB26-800BRG</b>	TOP 3	25-Amp Standard Triacs	25	800	250	125	I, II, III, IV	50, 50, 50, 100	13 <sup>(1)</sup>	500		
<b>BTA26-800BRG</b>	TOP 3 ISOL	25-Amp Standard Triacs	25	800	250	125	I, II, III, IV	50, 50, 50, 100	13 <sup>(1)</sup>	500		
<b>T2550-12</b>	T0-220AB, D <sup>2</sup> PAK, T0-220AB ins	25-Amp Snubberless™ Triacs	25	1200	240	125	I, II, III	50, 50, 50	20	2500		
<b>40 A Standard Triacs</b>												
<b>BTA40</b>	RD-91	40-Amp Standard Triacs	40	800	400	125	I, II, III, IV	50, 50, 50, 100	20 <sup>(1)</sup>	500		
<b>BTB41</b>	TOP 3	40-Amp Standard Triacs	40	800	400	125	I, II, III, IV	50, 50, 50, 100	20 <sup>(1)</sup>	500		
<b>BTA41</b>	TOP 3 ISOL	40-Amp Standard Triacs	40	800	400	125	I, II, III, IV	50, 50, 50, 100	20 <sup>(1)</sup>	500		

Notes: (1) parameter at 5 V/μs, (2) parameter at 10 V/μs

## 1200 V TRIACS, SNUBBERLESS™ HIGH VOLTAGE TRIACS

Part number	Package	General description	RMS on-state current $I_{T(RMS)}$	Repetitive peak off-state voltage $V_{DRM}/V_{RRM}$	Non repetitive surge peak on-state current $I_{TSM}$	Junction temperature ( $T_J$ )	Triggering quadrants	Triggering gate current $I_{GT}$ (I, II, III, IV)	Rate of decrease of commutating on-state current ( $di/dt$ ) <sub>c</sub> (@ $T_J$ max)	Rising rate of off voltage $dV/dt$ (@ $T_J$ max)
			max (A)	max (V)	max (A)	max (°C)		max (mA)	min (A/ms)	min (V/ $\mu$ s)
<b>TXDVxx12</b>	TO-220AB Ins	12-Amp high voltage Triacs	12	1200	120	125	I, II, III	100,100,100	30	200
<b>T2550-12</b>	TO-220AB, D <sup>2</sup> PAK, TO-220AB Ins	25-Amp high voltage Triacs	25	1200	240	125	I, II, III	50, 50, 50	20	2500
<b>TPDVxx25</b>	TOP 3 Ins	25-Amp high voltage Triacs	25	1200	230	125	I, II, III	150,150,150	20	500
<b>TPDVxx40</b>	TOP 3 Ins	40-Amp high voltage Triacs	40	1200	350	125	I, II, III	200,200,200	35	500

## AUTOMATIC VOLTAGE SWITCHES

Part number	Package	General description	RMS on-state current $I_{T(RMS)}$	Repetitive peak off-state voltage $V_{DRM}/V_{RRM}$	Non repetitive surge peak on-state current $I_{TSM}$	Junction temperature ( $T_J$ )	Triggering quadrants	Rate of decrease of commutating on-state current ( $di/dt$ ) <sub>c</sub> (@ $T_J$ max)	Rising rate of off voltage $dV/dt$ (@ $T_J$ max)
			max (A)	max (V)	max (A)	max (°C)		min (A/ms)	min (V/ $\mu$ s)
<b>AVS08CB</b>	TO-220AB	Automatic voltage switch (SMPS < 200 W)	8	500	65	125	I, II, III	100	-
<b>AVS10CB</b>	TO-220AB	Automatic voltage switch (SMPS < 300 W)	8	600	80	125	I, II, III	100	50
<b>AVS12CB</b>	TO-220AB	Automatic voltage switch (SMPS < 500 W)	12	600	100	125	I, II, III	100	50

## TRIGGER DIODES

Part number	Package	Description	Breakover voltage (V <sub>BO</sub> )	
			min (V)	max (V)
DB3	DO-35	DIAC	28	36
DB3TG	DO-35	DIAC	30	34
DB4	DO-35	DIAC	35	45
SMDB3	SOT-23	DIAC	28	36
TMMDB3	MINIMELF	DIAC	28	36
TMMDB3TG	MINIMELF	DIAC	30	34



ST is a global leader in the semiconductor market serving customers across the spectrum of sense and power and automotive products and embedded processing solutions. From energy management and savings to trust and data security, from healthcare and wellness to smart consumer devices, in the home, car and office, at work and at play, ST is found everywhere microelectronics make a positive and innovative contribution to people's life.

By getting more from technology  
to get more from life, ST stands for

life.augmented

# life.augmented



Order code: SGTHYRACS0416



© STMicroelectronics - April 2016 - Printed in United Kingdom - All rights reserved  
The STMicroelectronics corporate logo is a registered trademark  
of the STMicroelectronics group of companies  
All other names are the property of their respective owners

For more information on ST products and solutions, visit [www.st.com](http://www.st.com)









# Looking for pricing, stock, or lifecycle information?

Click below to explore more details on WIN SOURCE:

-  [View T435-600B-TR on WIN SOURCE](#)
-  [STMicroelectronics](#) Information

## Optimize Your Supply Chain with WIN SOURCE S

-  Global Sourcing Solution
-  Obsolete Management
-  Cost Control Management
-  Shortage Management
-  Alternative Solution
-  Excess Inventory Management