



THE DATASHEET OF SWITCH-08



SWITCH08 - DIN RAIL MOUNTED 8 PORT ETHERNET SWITCH



- UNMANAGED SWITCH REQUIRES NO CONFIGURATION
- SUPPORTS 10/100 MDPS NETWORK
- AUTO HALF/FULL DUPLEX NEGOTIATION
- AUTO-CROSSING DETECTION SUPPORTS STANDARD AND CROSSOVER ETHERNET CABLES



UL Recognized Component,
 File # E244362

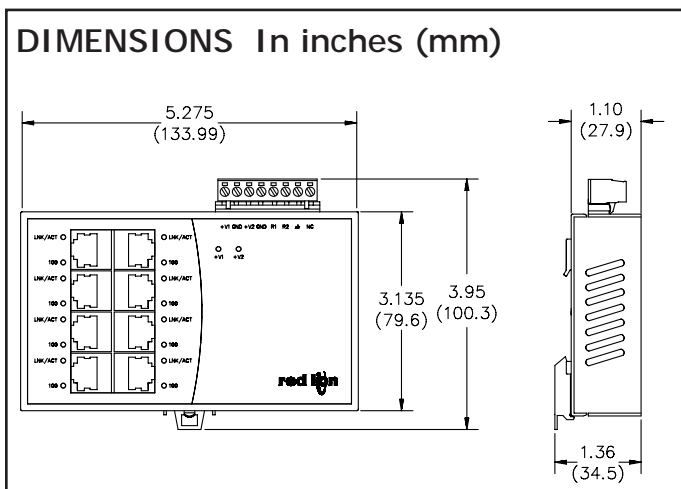
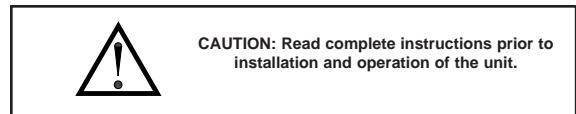
DESCRIPTION

The SWITCH08 is an eight-port Ethernet switch designed to simplify network expansion, while improving the network's efficiency. Eight 10/100 Base-T ports, with auto negotiation of half or full duplex connections requires no setup, reducing installation time. The SWITCH08 also offers an auto-crossing feature, which allows connections to be made with any combination of standard or crossover Ethernet cables.

The SWITCH08 may be powered with two DC sources, allowing for redundancy in critical applications. A relay output provides a warning signal if the backup supply fails, ensuring continued operation when needed.

SAFETY SUMMARY

All safety related regulations, local codes and instructions that appear in the literature or on equipment must be observed to ensure personal safety and to prevent damage to either the instrument or equipment connected to it. If equipment is used in a manner not specified by the manufacturer, the protection provided by the equipment may be impaired.



ORDERING INFORMATION

MODEL NO.	DESCRIPTION	PART NUMBER
SWITCH	8-Port Ethernet Switch	SWITCH08

SPECIFICATIONS

1. **POWER:** 24 VDC $\pm 20\%$, 4.8 W
2. **RELAY OUTPUT:** Single N.C. 24 VDC @ 100 mA max.
3. **LEDs:**
 - V1+ and V2+ - On when proper voltage is present at respective terminal
 - Link/Act - On indicates link established; blinking indicates network activity on the port.
 - 100 - On indicates 100 Mbps connection established; off indicates 10 Mbps connection.
4. **ENVIRONMENTAL CONDITIONS:**
 - Operating Temperature Range:** 0 to +55°C
 - Storage Temperature Range:** -20 to +70°C
 - Operating and Storage Humidity:** 30-95%, non-condensing
 - Altitude:** Up to 1500 meters
5. **CONSTRUCTION:** Brushed aluminum housing.
6. **CONNECTIONS:**
 - POWER:** Removable wire clamp screw terminal block.
 - Wire Gage Capacity:** 24 AWG to 12 AWG
 - Torque:** 4.45 to 5.34 in/lb (0.5 to 0.6 N-m)
 - ETHERNET:** 8-position RJ-45 female connector
7. **MOUNTING:** Snaps onto standard DIN style top hat (T) profile mounting rails according to EN50022 -35 x 7.5 and -35 x 15.

8. CERTIFICATIONS AND COMPLIANCES:

Immunity to Industrial Locations:

Electrostatic discharge	EN 61000-4-2	Criterion B
Electromagnetic RF fields	EN 61000-4-3	Criterion A
Fast transients (burst)	EN 61000-4-4	Criterion A
Surge	EN 61000-4-5	Criterion B
RF conducted interference	EN 61000-4-6	Criterion A
Magnetic interference	EN 61000-4-8	Criterion A
Emissions	EN 55022	Class A

Mechanical:

Shock	IEC 60068-2-27 Operation: 25g, 11 msec period, half-sine shock pulse Storage: 50g, 11 msec period, half-sine shock pulse
Vibration	IEC 60068-2-6 Operation/Storage: 5g, 150 Hz Criterion 3
Fall	IEC 60068-2-32 3.281 ft (1 m)

9. **WEIGHT:** 0.61 lbs. (0.27 Kg)

POWER

The SWITCH08 can be powered in various configurations with either one or two +24 VDC SELV power supplies. How it is wired depends on whether or not a backup power supply is desired for failsafe operation. (For example, if the relay isn't used, a single power supply may be connected to +V1 only.)



NOTE: MUST USE SELV POWER SUPPLIES

MOUNTING

Mount the SWITCH08 to a grounded standard DIN rail. The switch will be grounded once it is snapped onto the rail. Additionally the noise immunity can be improved in environments with high electromagnetic smog by a low-impedance connection to the functional earth through terminal 7.



NOTE: The SWITCH08 module was designed for use with SELV in accordance with IEC 950 / EN 60950 / VDE 0805



TROUBLESHOOTING

For further technical assistance, contact technical support at the appropriate company numbers listed.

RELAY OUTPUT

The N.C. relay output remains closed as long as the proper voltage is present at both +V1 and +V2 terminals. In the event of a voltage failure at one of the terminals, the contact is opened. This may be used to signal other systems that one of the power supplies has failed.


Red Lion Controls
20 Willow Springs Circle
York PA 17402
Tel +1 (717) 767-6511
Fax +1 (717) 764-0839

Red Lion Controls BV
Basicweg 11b
NL - 3821 BR Amersfoort
Tel +31 (0) 334 723 225
Fax +31 (0) 334 893 793

Red Lion Controls AP
31, Kaki Bukit Road 3,
#06-04/05 TechLink
Singapore 417818
Tel +65 6744-6613
Fax +65 6743-3360

Looking for pricing, stock, or lifecycle information?

Click below to explore more details on WIN SOURCE:

 [View SWITCH-08 on WIN SOURCE](#)

 [Samsung Information](#)

Optimize Your Supply Chain with WIN SOURCE Solutions

-  Global Sourcing Solution
-  Obsolete Management
-  Cost Control Management
-  Shortage Management
-  Alternative Solution
-  Excess Inventory Management