

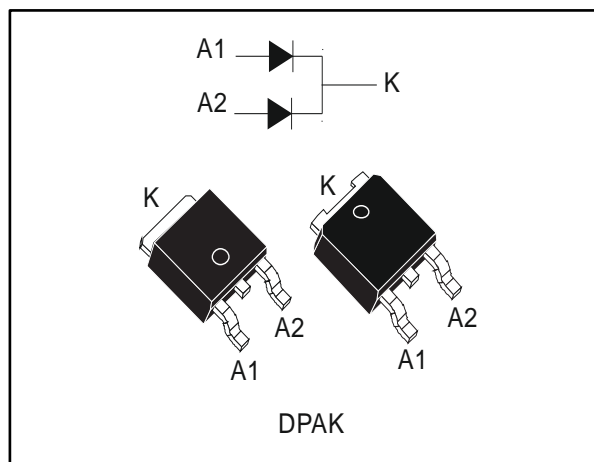


**THE DATASHEET OF
STPS640CB-TR**



Power Schottky rectifier

Datasheet - production data


Description

This dual Schottky rectifier is designed for switch mode power supplies and other power converters.

This device is intended for use in low and medium voltage operation, and in particular high frequency circuits where low switching losses are required (free wheeling and polarity protection).

Table 1: Device summary

Symbol	Value
$I_{F(AV)}$	2 x 3 A
V_{RRM}	40 V
T_j (max)	150 °C
V_F (typ)	0.50 V

Features

- Very small conduction losses
- Extremely fast switching
- Low thermal resistance
- Negligible switching losses
- Low forward voltage drop
- Low capacitance
- Avalanche specification
- ECOPACK[®]2 compliant component for DPAK on demand

1 Characteristics

Table 2: Absolute ratings (limiting values at 25 °C, per diode, unless otherwise specified)

Symbol	Parameter		Value	Unit
V _{RRM}	Repetitive peak reverse voltage		40	V
I _{F(RMS)}	Forward rms current		6	A
I _{F(AV)}	Average forward current $\delta = 0.5$, square wave	T _C = 135 °C	3	A
I _{FSM}	Surge non repetitive forward current	tp = 10 ms sinusoidal	75	A
P _{ARM}	Repetitive peak avalanche power	tp = 10 μ s T _J = 125 °C	90	W
T _{stg}	Storage temperature range		-65 to +150	°C
T _J	Maximum operating junction temperature ⁽¹⁾		150	°C

Notes:

⁽¹⁾(dP_{tot}/dT_J) < (1/R_{th(j-a)}) condition to avoid thermal runaway for a diode on its own heatsink.

Table 3: Thermal parameters

Symbol	Parameter		Max. value	Unit
R _{th(j-c)}	Junction to case	Per diode	5.5	°C/W
		Per device	3	
R _{th(c)}	Coupling		0.5	

When the diodes 1 and 2 are used simultaneously:

$$\Delta T_{j(\text{diode}1)} = P_{(\text{diode}1)} \times R_{th(j-c)} \text{ (per diode)} + P_{(\text{diode}2)} \times R_{th(c)}$$

Table 4: Static electrical characteristics (per diode)

Symbol	Parameter	Test conditions		Min.	Typ.	Max.	Unit
I _R ⁽¹⁾	Reverse leakage current	T _J = 25 °C	V _R = V _{RRM}	-		100	μ A
		T _J = 125 °C		-	2	10	mA
V _F ⁽²⁾	Forward voltage drop	T _J = 25 °C	I _F = 3 A	-		0.63	V
		T _J = 125 °C		-	0.50	0.57	
		T _J = 25 °C	I _F = 6 A	-		0.84	
		T _J = 125 °C		-	0.67	0.72	

Notes:

⁽¹⁾Pulse test: t_p = 5 ms, $\delta < 2\%$

⁽²⁾Pulse test: t_p = 380 μ s, $\delta < 2\%$

To evaluate the conduction losses, use the following equation:

$$P = 0.42 \times I_{F(AV)} + 0.050 \times I_{F(RMS)}^2$$

1.1 Characteristics (curves)

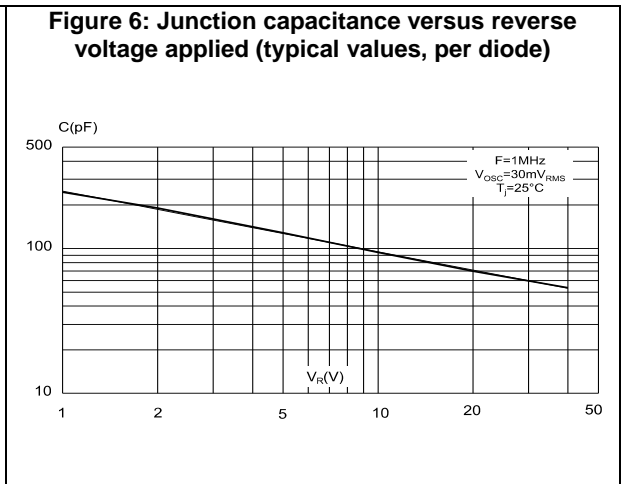
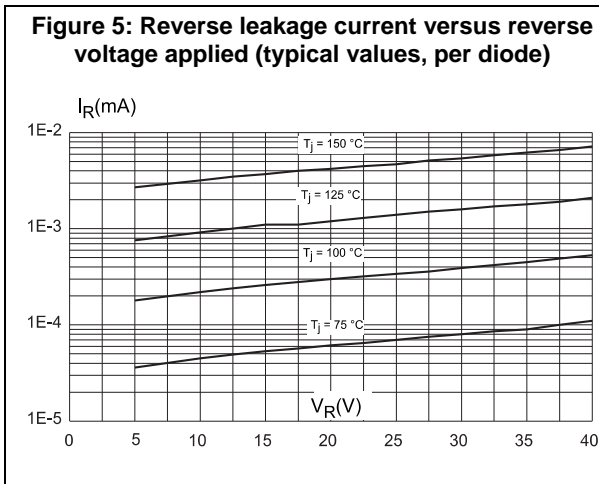
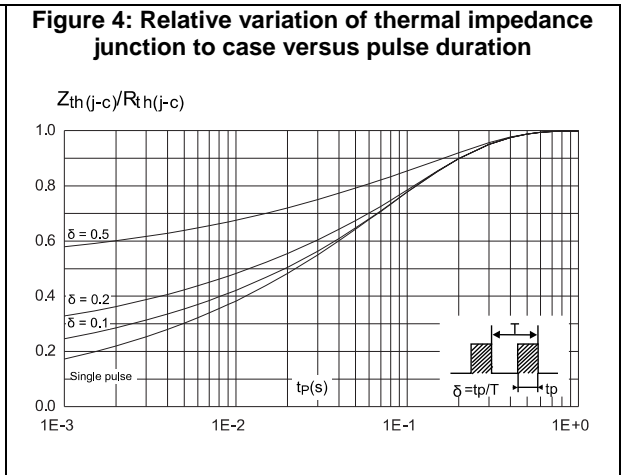
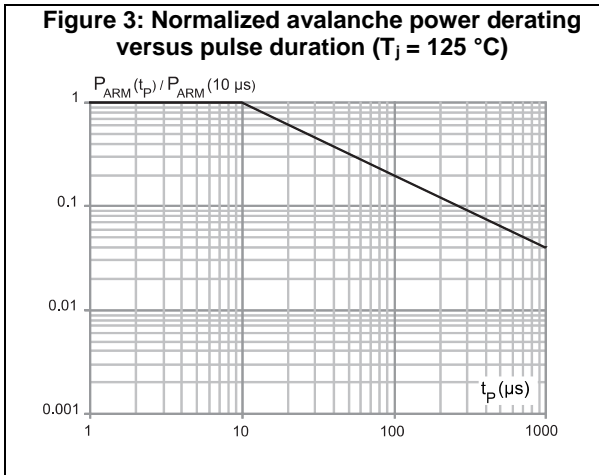
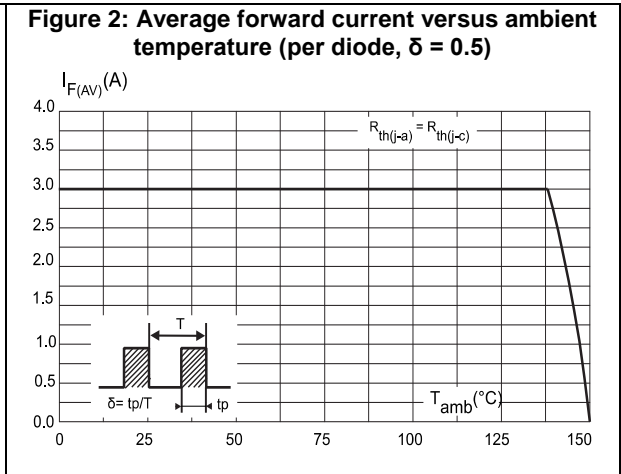
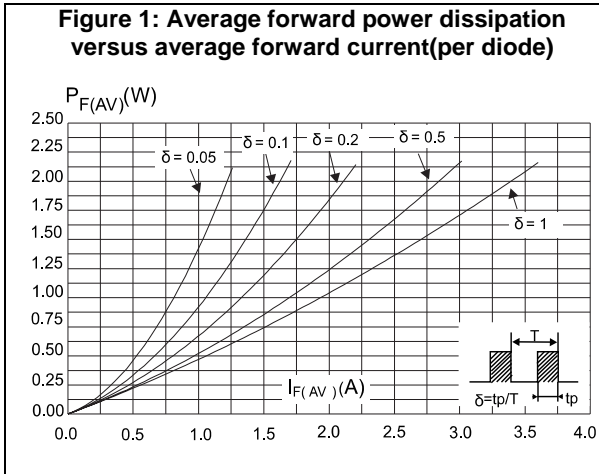


Figure 7: Forward voltage drop versus forward current (maximum values, per diode)

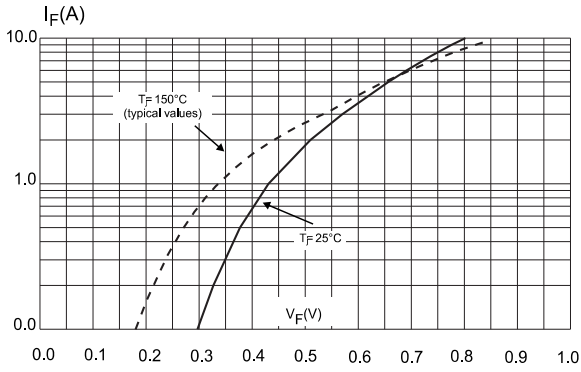
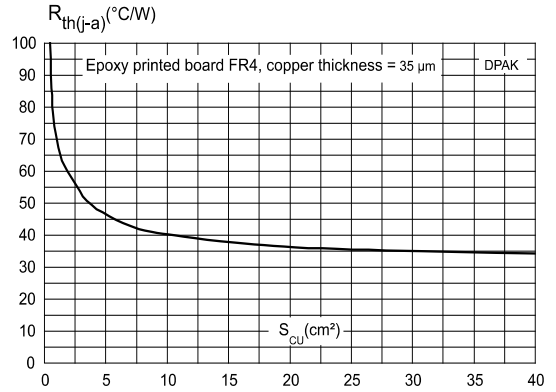


Figure 8: Thermal resistance junction to ambient versus copper surface under tab



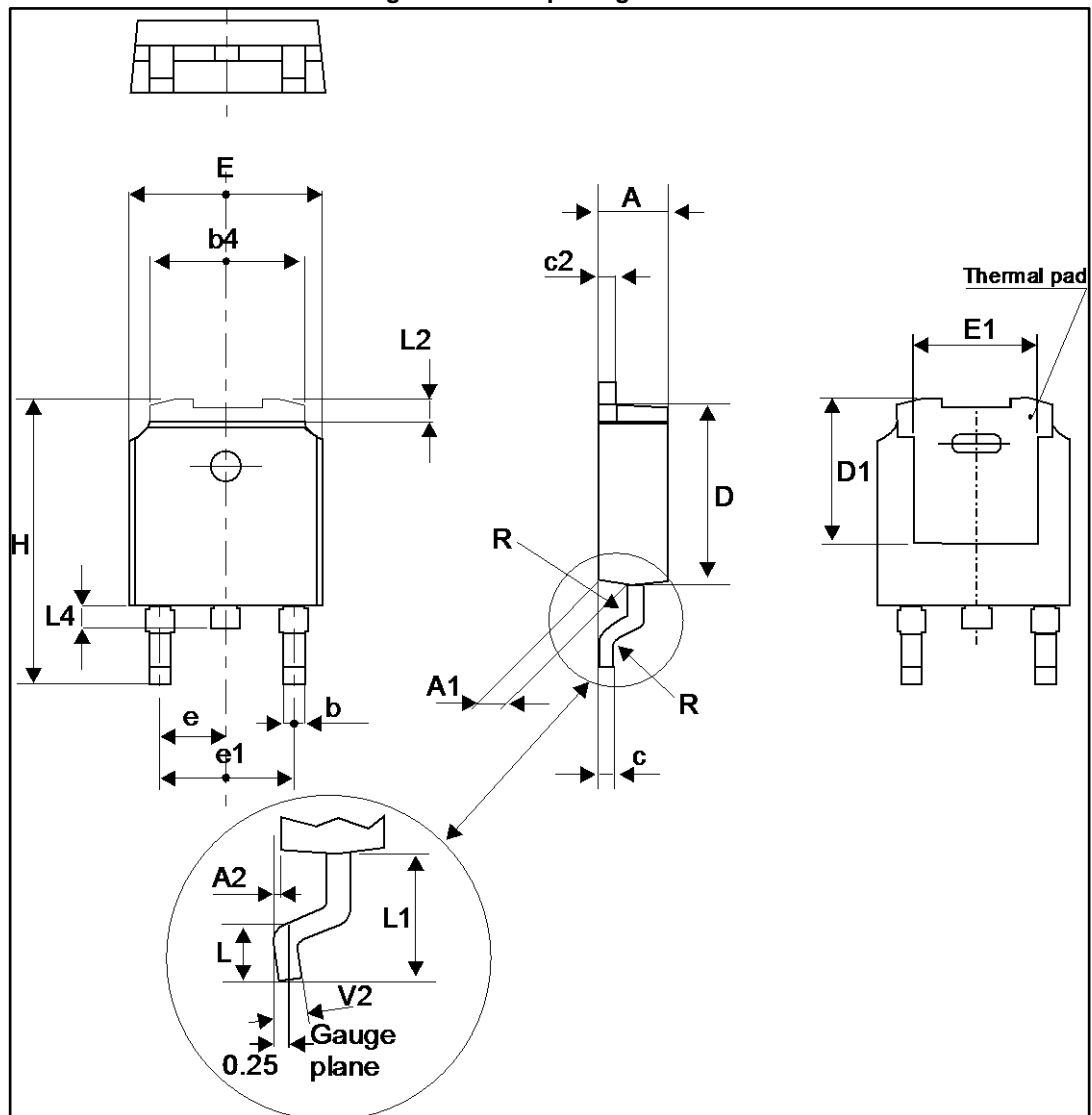
2 Package information

In order to meet environmental requirements, ST offers these devices in different grades of ECOPACK® packages, depending on their level of environmental compliance. ECOPACK® specifications, grade definitions and product status are available at: www.st.com. ECOPACK® is an ST trademark.

- Cooling method: by conduction (C)
- Epoxy meets UL 94,V0

2.1 DPAK package information

Figure 9: DPAK package outline

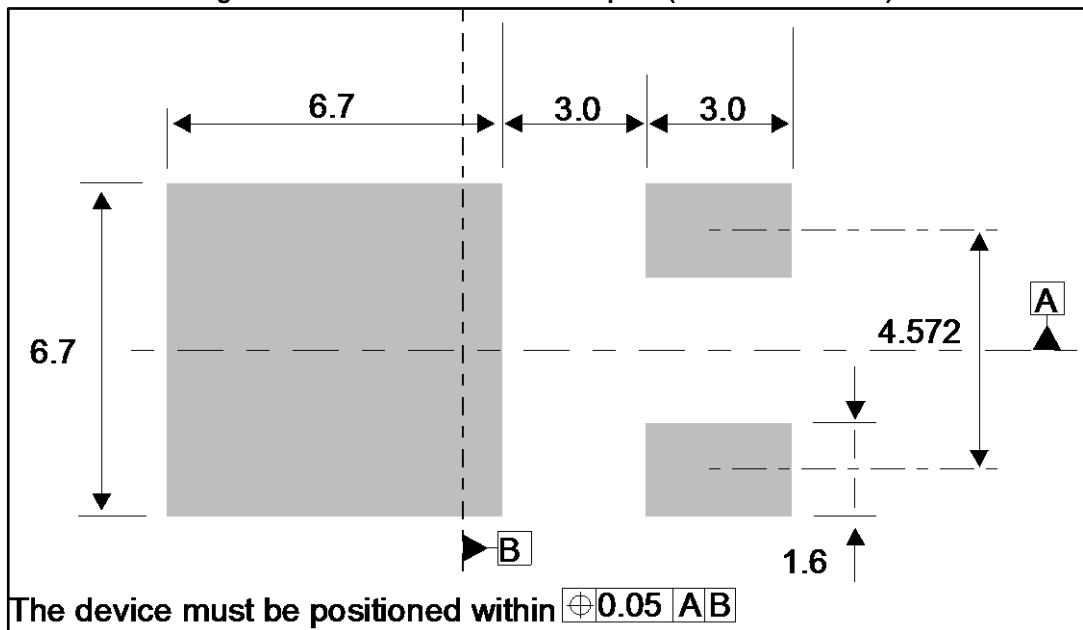


This package drawing may slightly differ from the physical package. However, all the specified dimensions are guaranteed.

Table 5: DPAK package mechanical data

Ref.	Dimensions			
	Millimeters		Inches	
	Min.	Max.	Min.	Max.
A	2.18	2.40	0.085	0.094
A1	0.90	1.10	0.035	0.043
A2	0.03	0.23	0.001	0.009
b	0.64	0.90	0.025	0.035
b4	4.95	5.46	0.194	0.215
c	0.46	0.61	0.018	0.024
c2	0.46	0.60	0.018	0.023
D	5.97	6.22	0.235	0.244
D1	4.95	5.60	0.194	0.220
E	6.35	6.73	0.250	0.265
E1	4.32	5.50	0.170	0.216
e	2.286 typ.		0.090 typ.	
e1	4.40	4.70	0.173	0.185
H	9.35	10.40	0.368	0.409
L	1.0	1.78	0.039	0.070
L2		1.27		0.050
L4	0.60	1.02	0.023	0.040
V2	-8°	+8°	-8°	+8°

Figure 10: DPAK recommended footprint (dimensions in mm)



3 Ordering information

Table 6: Ordering information

Order code	Marking	Package	Weight	Base qty	Delivery mode
STPS640CB	S6 40C	DPAK	0.32 g	75	Tube
STPS640CB-TR	S6 40C			2500	Tape and reel

4 Revision history

Table 7: Document revision history

Date	Revision	Changes
Aug-2003	6B	Last issue
22-Mar-2007	7	Updated <i>Figure 8</i> Updated ECOPACK statement.
20-Nov-2014	8	<i>Figure 3</i> . Removed PARM (T _j = 25 °C), TO-220AB and TO-220FPAB package information.
16-May-2017	9	Updated DPAK package information and reformatted to current standard.

IMPORTANT NOTICE – PLEASE READ CAREFULLY

STMicroelectronics NV and its subsidiaries ("ST") reserve the right to make changes, corrections, enhancements, modifications, and improvements to ST products and/or to this document at any time without notice. Purchasers should obtain the latest relevant information on ST products before placing orders. ST products are sold pursuant to ST's terms and conditions of sale in place at the time of order acknowledgement.

Purchasers are solely responsible for the choice, selection, and use of ST products and ST assumes no liability for application assistance or the design of Purchasers' products.

No license, express or implied, to any intellectual property right is granted by ST herein.

Resale of ST products with provisions different from the information set forth herein shall void any warranty granted by ST for such product.



ST and the ST logo are trademarks of ST. All other product or service names are the property of their respective owners.

Information in this document supersedes and replaces information previously supplied in any prior versions of this document.







© 2017 STMicroelectronics – All rights reserved

Looking for pricing, stock, or lifecycle information?

Click below to explore more details on WIN SOURCE:

-  [View STPS640CB-TR on WIN SOURCE](#)
-  [STMicroelectronics Information](#)

Optimize Your Supply Chain with WIN SOURCE Solutions

-  Global Sourcing Solution
-  Obsolete Management
-  Cost Control Management
-  Shortage Management
-  Alternative Solution
-  Excess Inventory Management