

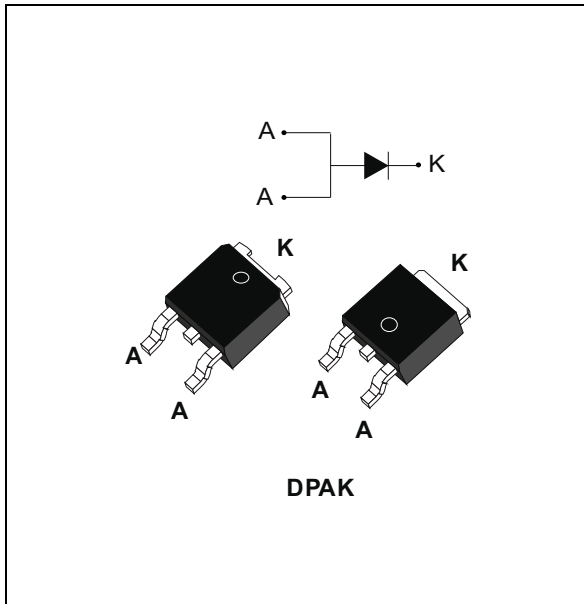


# THE DATASHEET OF STPS1045B



**Power Schottky rectifier**

Datasheet – production data


**Description**

High voltage Schottky rectifier suited for switch mode power supply and other power converters.

Packaged in DPAK, this device is intended for use in high frequency circuitries where low switching losses is required.

**Table 1. Device summary**

Symbol	Value
$I_{F(AV)}$	10 A
$V_{RRM}$	45 V
$T_j$	175 °C
$V_{F(typ)}$	0.50 V

**Features**

- Very small conduction losses
- Extremely fast switching
- Low thermal resistance
- Negligible switching losses
- Low forward voltage drop
- Low capacitance
- Avalanche specification
- ECOPACK<sup>®2</sup> compliant component for DPAK on demand

# 1 Characteristics

**Table 2. Absolute ratings (limiting values, at 25 °C unless otherwise stated)**

Symbol	Parameter		Value	Unit
$V_{RRM}$	Repetitive peak reverse voltage		45	V
$I_{F(RMS)}$ / pin	Forward rms current		7	A
$I_{F(AV)}$	Average forward current, $\delta = 0.5$ , square wave	$T_c = 150\text{ °C}$	10	A
$I_{FSM}$	Surge non repetitive forward current	$t_p = 10\text{ ms}$ sinusoidal	75	A
$P_{ARM}$	Repetitive peak avalanche power	$t_p = 10\text{ }\mu\text{s}$ , $T_j = 125\text{ °C}$	285	W
$T_{stg}$	Storage temperature range		-65 to +175	°C
$T_j$	Maximum operating junction temperature <sup>(1)</sup>		175	°C

1.  $\frac{dP_{tot}}{dT_j} < \frac{1}{R_{th(j-a)}}$  condition to avoid thermal runaway for a diode on its own heatsink

**Table 3. Thermal resistance**

Symbol	Parameter	Max. value	Unit
$R_{th(j-c)}$	Junction to case	3	°C/W

**Table 4. Static electrical characteristics**

Symbol	Parameter	Test conditions	Min.	Typ.	Max.	Unit
$I_R^{(1)}$	Reverse leakage current	$T_j = 25\text{ °C}$	$V_R = V_{RRM}$	-	100	$\mu\text{A}$
		$T_j = 125\text{ °C}$		-	7	mA
$V_F^{(2)}$	Forward voltage drop	$T_j = 25\text{ °C}$	$I_F = 10\text{ A}$	-	0.63	V
		$T_j = 125\text{ °C}$		-	0.50	
		$T_j = 25\text{ °C}$	$I_F = 20\text{ A}$	-	0.84	
		$T_j = 125\text{ °C}$		-	0.65	

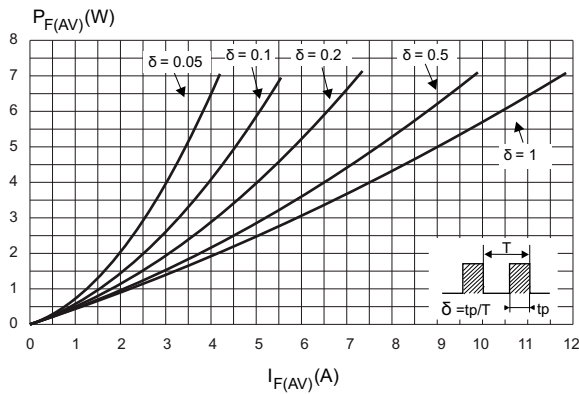
1. Pulse test:  $t_p = 5\text{ ms}$ ,  $\delta < 2\%$

2. Pulse test:  $t_p = 380\text{ }\mu\text{s}$ ,  $\delta < 2\%$

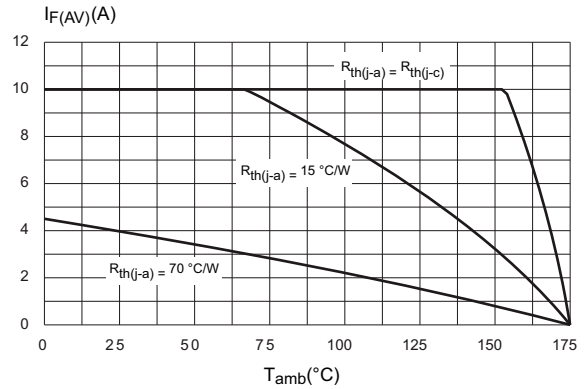
To evaluate the conduction losses, use the following equation:

$$P = 0.42 \times I_{F(AV)} + 0.015 \times I_{F(RMS)}^2$$

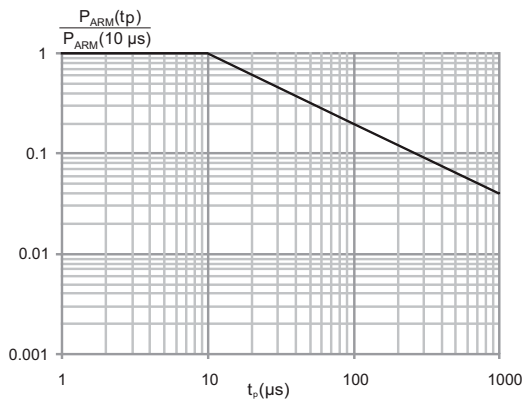
**Figure 1. Average forward power dissipation versus average forward current**



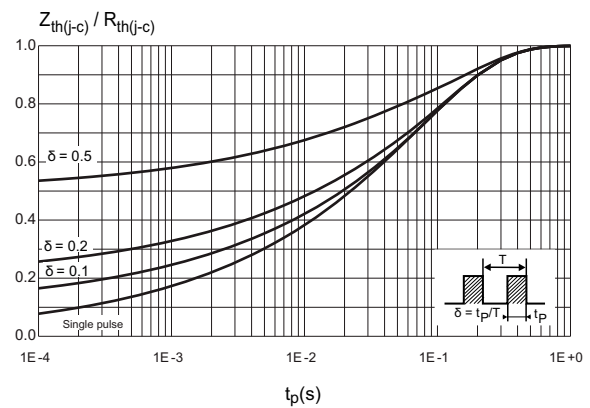
**Figure 2. Average forward current versus ambient temperature ( $\delta = 0.5$ )**



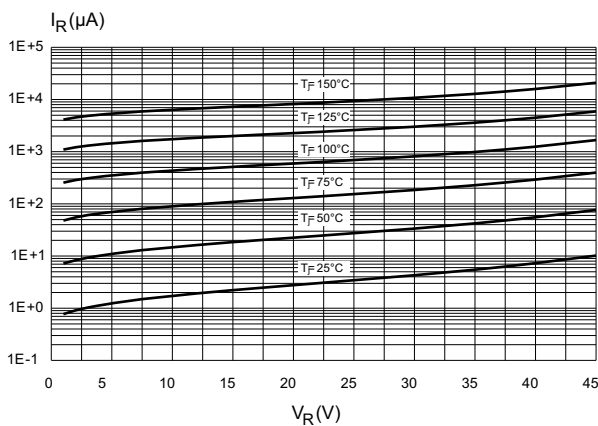
**Figure 3. Normalized avalanche power derating versus pulse duration at  $T_j = 125 \text{ }^\circ\text{C}$**



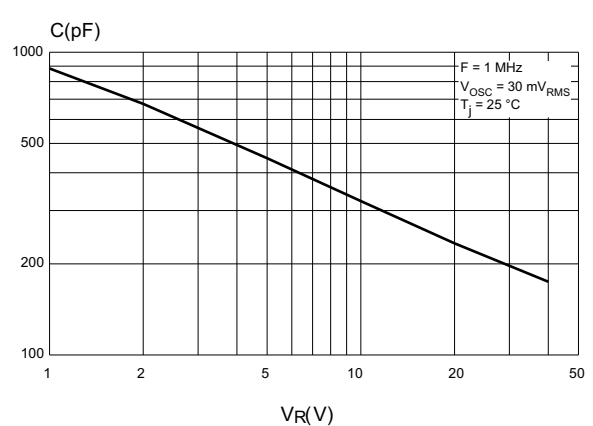
**Figure 4. Relative variation of thermal impedance junction to case versus pulse duration**

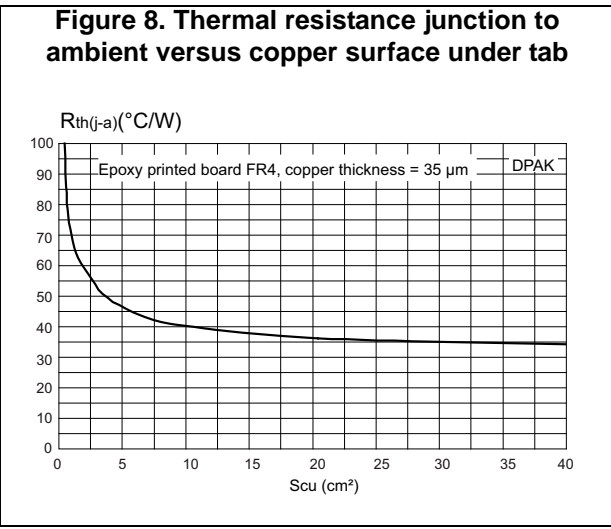
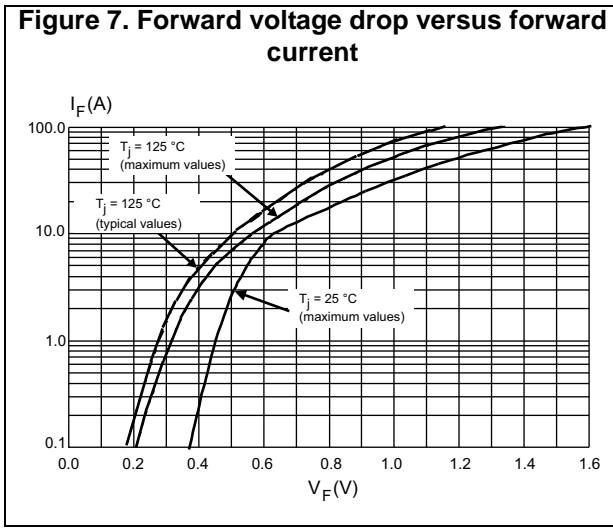


**Figure 5. Reverse leakage current versus reverse reverse voltage applied (typical values)**



**Figure 6. Junction capacitance versus reverse voltage applied (typical values)**





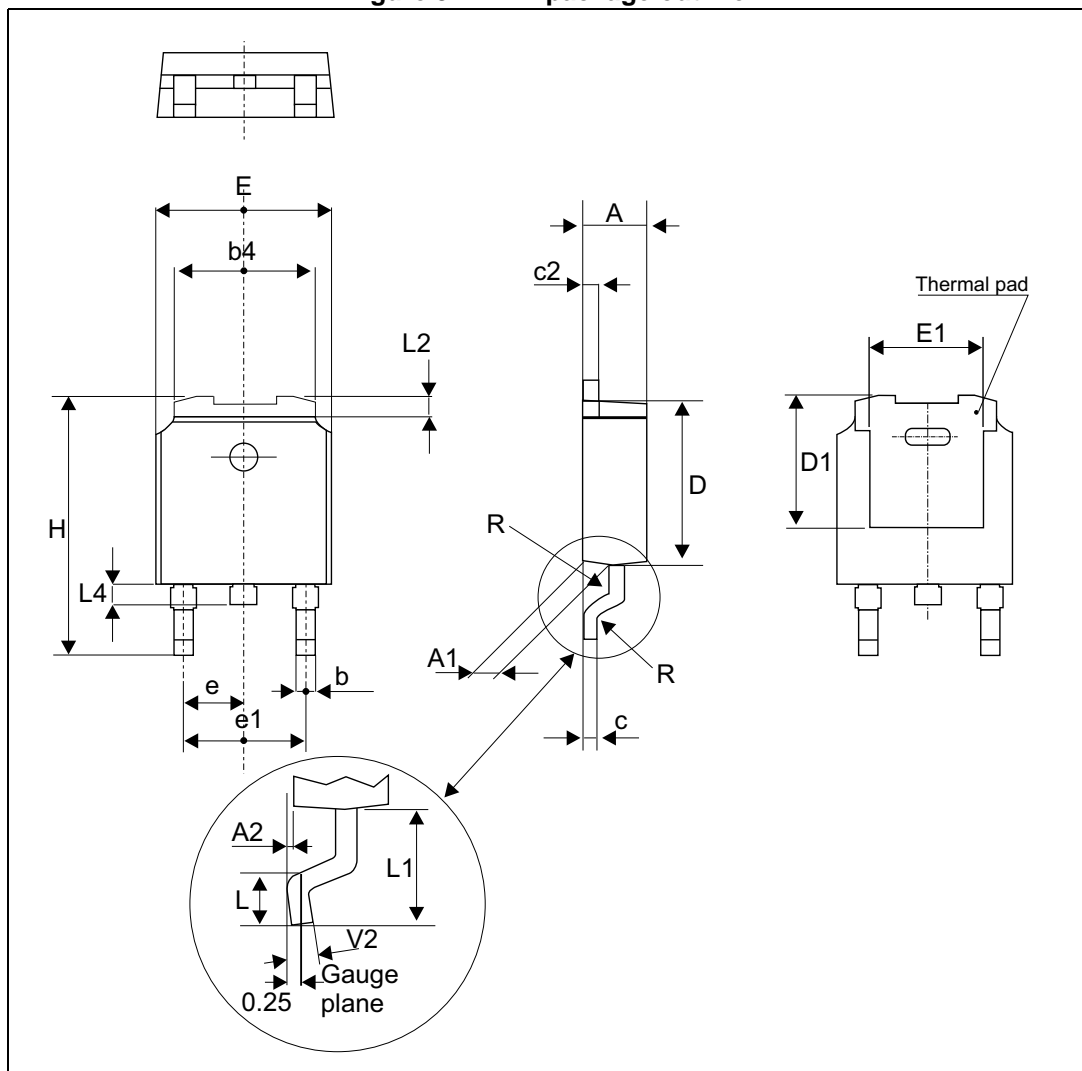
## 2 Package Information

- Epoxy meets UL94,V0
- Cooling method: by conduction (C)

In order to meet environmental requirements, ST offers these devices in different grades of ECOPACK<sup>®</sup> packages, depending on their level of environmental compliance. ECOPACK<sup>®</sup> specifications, grade definitions and product status are available at: [www.st.com](http://www.st.com). ECOPACK<sup>®</sup> is an ST trademark.

### 2.1 DPAK package information

Figure 9. DPAK package outline

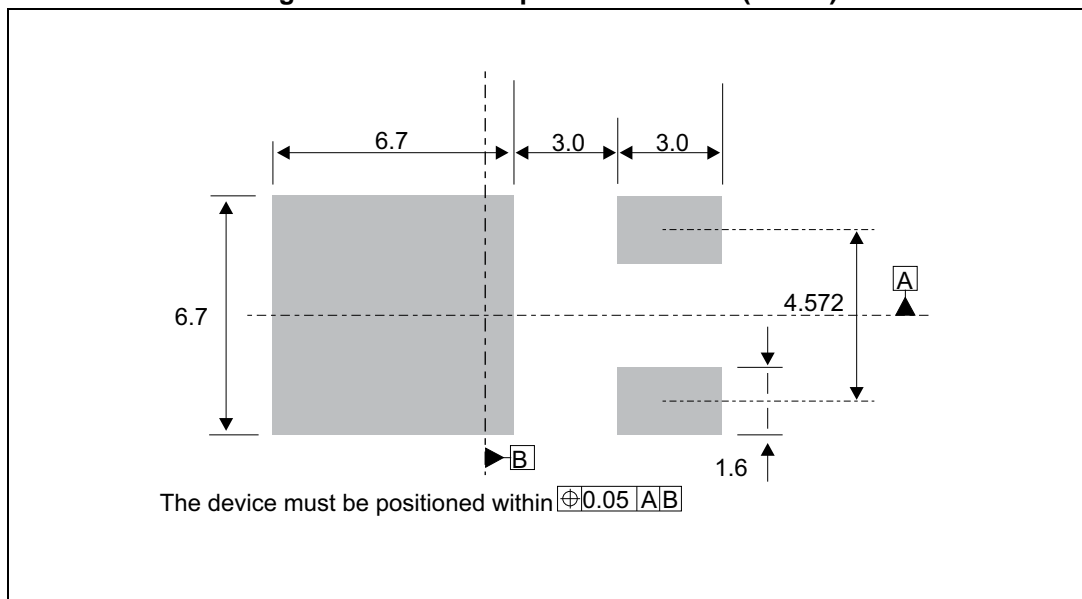


*Note:* This package drawing may slightly differ from the physical package. However, all the specified dimensions are guaranteed.

Table 5. DPAK package mechanical data

Ref.	Dimensions					
	Millimeters			Inches		
	Min.	Typ.	Max.	Min.	Typ.	Max.
A	2.18		2.40	0.085		0.094
A1	0.90		1.10	0.035		0.043
A2	0.03		0.23	0.001		0.009
b	0.64		0.90	0.025		0.035
b4	4.95		5.46	0.194		0.214
c	0.46		0.61	0.018		0.024
c2	0.46		0.60	0.018		0.023
D	5.97		6.22	0.235		0.244
D1	4.95		5.60	0.194		0.220
E	6.35		6.73	0.250		0.264
E1	4.32		5.50	0.170		0.216
e		2.28			0.090	
e1	4.40		4.70	0.173		0.185
H	9.35		10.40	0.368		0.409
L	1.00		1.78	0.039		0.070
L2			1.27			0.050
L4	0.60		1.02	0.023		0.040
V2	-8°		+8°	-8°		8°

Figure 10. DPAK footprint dimensions (in mm)



### 3 Ordering information

**Table 6. Ordering information**

Order code	Marking	Package	Weight	Base qty	Delivery mode
STPS1045B	S10 45	DPAK	0.30 g	75	Tube
STPS1045B-TR	S10 45			2500	Tape and reel

### 4 Revision history

**Table 7. Document revision history**

Date	Revision	Changes
Jul-2003	3B	Last issue
21-Apr-2005	4	IPAK package removed
03-Nov-2005	5	DPAK foot print dimensions updated.
01-Jul-2010	6	Updated Figure 10 Updated ECOPACK statement.
04-Nov-2014	7	Updated DPAK package information, Table 2 and Figure 5. Removed $P_{ARM}$ ( $T_j = 25\text{ °C}$ ).
07-Apr-2015	8	Updated Table 2. Format update to current standard.
05-Oct-2016	9	Updated DPAK package information.

**IMPORTANT NOTICE – PLEASE READ CAREFULLY**

STMicroelectronics NV and its subsidiaries ("ST") reserve the right to make changes, corrections, enhancements, modifications, and improvements to ST products and/or to this document at any time without notice. Purchasers should obtain the latest relevant information on ST products before placing orders. ST products are sold pursuant to ST's terms and conditions of sale in place at the time of order acknowledgement.

Purchasers are solely responsible for the choice, selection, and use of ST products and ST assumes no liability for application assistance or the design of Purchasers' products.

No license, express or implied, to any intellectual property right is granted by ST herein.

Resale of ST products with provisions different from the information set forth herein shall void any warranty granted by ST for such product.



ST and the ST logo are trademarks of ST. All other product or service names are the property of their respective owners.

Information in this document supersedes and replaces information previously supplied in any prior versions of this document.

© 2016 STMicroelectronics – All rights reserved

## Looking for pricing, stock, or lifecycle information?

Click below to explore more details on WIN SOURCE:

-  [View STPS1045B on WIN SOURCE](#)
-  [STMicroelectronics Information](#)

## Optimize Your Supply Chain with WIN SOURCE Solutions

-  Global Sourcing Solution
-  Obsolete Management
-  Cost Control Management
-  Shortage Management
-  Alternative Solution
-  Excess Inventory Management