



THE DATASHEET OF SMCJ1.5KE9.1A-TP



SMCJ1.5KE6.8(C)A THRU SMCJ1.5KE550(C)A

Features

- For surface mount applications in order to optimize board space
- Lead Free Finish/Rohs Compliant (Note1) ("P" Suffix designates Compliant. See ordering information)
- Low profile package
- Fast response time: typical less than 1.0ps from 0 volts to V_{BR} minimum
- Halogen free available upon request by adding suffix "-HF"
- Low inductance
- Excellent clamping capability
- UL Recognized File # E480232

Mechanical Data

- Epoxy meets UL 94 V-0 flammability rating
- Moisture Sensitivity Level 1
- Terminals: solderable per MIL-STD-750, Method 2026
- Polarity: Color band denotes positive end (cathode)
 except Bidirectional
- Maximum soldering temperature: 260°C for 10 seconds

Maximum Ratings @ 25°C Unless Otherwise Specified

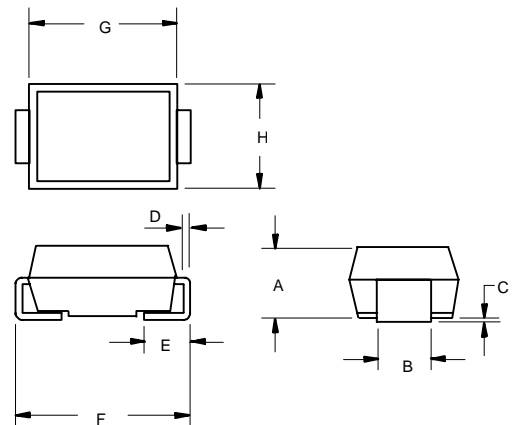
| | | | |
|--|----------------|-----------------|--------------|
| Peak Pulse Current on 10/1000us waveform | I_{PP} | See Table 1 | Note: 2 |
| Peak Pulse Power Dissipation | P_{PP} | 1500W | Note: 2 3 |
| Operation And Storage Temperature Range | T_J, T_{STG} | -55°C to +175°C | |
| Typical Thermal Resistance Junction to Lead | R_{thJL} | 15°C/W | |
| Typical Thermal Resistance Junction to Ambient | R_{thJA} | 75°C/W | |

NOTES:

1. High Temperature Solder Exemptions Applied, see EU Directive Annex 7.
2. Non-repetitive current pulse, per Fig.3 and derated above $T_A=25^\circ\text{C}$ per Fig.2.
3. Mounted on 8.0mm² copper pads to each terminal.

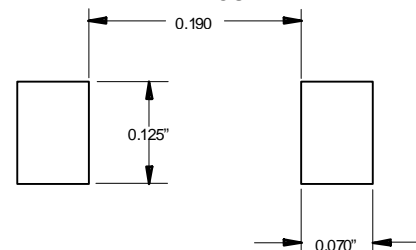
**Transient
 Voltage Suppressor
 6.8 to 550 Volts
 1500 Watt**

DO-214AB (SMC) (LEAD FRAME)



| DIM | INCHES | | MM | | NOTE |
|-----|--------|------|-------|-------|------|
| | MIN | MAX | MIN | MAX | |
| A | .079 | .103 | 2.00 | 2.62 | |
| B | .108 | .128 | 2.75 | 3.25 | |
| C | .002 | .008 | 0.051 | 0.203 | |
| D | .006 | .012 | 0.152 | 0.305 | |
| E | .030 | .060 | 0.76 | 1.52 | |
| F | .305 | .320 | 7.75 | 8.13 | |
| G | .260 | .280 | 6.60 | 7.11 | |
| H | .220 | .245 | 5.59 | 6.22 | |

SUGGESTED SOLDER PAD LAYOUT



SMCJ1.5KE6.8(C)A THRU SMCJ1.5KE550(C)A

ELECTRICAL CHARACTERISTICS @25°C

| MCC PART NUMBER | REVERSE STAND-OFF VOLTAGE V_{WM} (VOLTS) | BREAKDOWN VOLTAGE V_{BR} @ I_T (VOLTS) | | | MAXIMUM CLAMPING VOLTAGE @ I_{PP} (VOLTS) | PEAK PULSE CURRENT I_{PP} (AMPS) | MAXIMUM REVERSE LEAKAGE @ V_{WM} I_D (μ A) | MARKING CODE |
|--------------------|--|--|--------|------------|---|---|--|-----------------|
| | | MIN | MAX | I_T (mA) | | | | |
| SMCJ1.5KE6.8A | 5.80 | 6.45 | 7.14 | 10 | 10.5 | 144.8 | 1000 | 6V8A |
| SMCJ1.5KE7.5A | 6.40 | 7.13 | 7.88 | 10 | 11.3 | 134.5 | 500 | 7V5A |
| SMCJ1.5KE8.2A | 7.02 | 7.79 | 8.61 | 10 | 12.1 | 125.6 | 200 | 8V2A |
| SMCJ1.5KE9.1A | 7.78 | 8.65 | 9.55 | 1 | 13.4 | 113.4 | 50 | 9V1A |
| SMCJ1.5KE10A | 8.55 | 9.50 | 10.50 | 1 | 14.5 | 104.8 | 10 | 10A |
| SMCJ1.5KE11A | 9.40 | 10.50 | 11.60 | 1 | 15.6 | 97.4 | 5 | 11A |
| SMCJ1.5KE12A | 10.20 | 11.40 | 12.60 | 1 | 16.7 | 91.0 | 5 | 12A |
| SMCJ1.5KE13A | 11.10 | 12.40 | 13.70 | 1 | 18.2 | 83.5 | 5 | 13A |
| SMCJ1.5KE15A | 12.80 | 14.30 | 15.80 | 1 | 21.2 | 71.7 | 5 | 15A |
| SMCJ1.5KE16A | 13.60 | 15.20 | 16.80 | 1 | 22.5 | 67.6 | 5 | 16A |
| SMCJ1.5KE18A | 15.30 | 17.10 | 18.90 | 1 | 25.5 | 60.3 | 5 | 18A |
| SMCJ1.5KE20A | 17.10 | 19.00 | 21.00 | 1 | 27.7 | 54.9 | 5 | 20A |
| SMCJ1.5KE22A | 18.80 | 20.90 | 23.10 | 1 | 30.6 | 49.7 | 5 | 22A |
| SMCJ1.5KE24A | 20.50 | 22.80 | 25.20 | 1 | 33.2 | 45.8 | 5 | 24A |
| SMCJ1.5KE27A | 23.10 | 25.70 | 28.40 | 1 | 37.5 | 40.5 | 5 | 27A |
| SMCJ1.5KE30A | 25.60 | 28.50 | 31.50 | 1 | 41.4 | 36.7 | 5 | 30A |
| SMCJ1.5KE33A | 28.20 | 31.40 | 34.70 | 1 | 45.7 | 33.3 | 5 | 33A |
| SMCJ1.5KE36A | 30.80 | 34.20 | 37.80 | 1 | 49.9 | 30.5 | 5 | 36A |
| SMCJ1.5KE39A | 33.30 | 37.10 | 41.00 | 1 | 53.9 | 28.2 | 5 | 39A |
| SMCJ1.5KE43A | 36.80 | 40.90 | 45.20 | 1 | 59.3 | 25.6 | 5 | 43A |
| SMCJ1.5KE47A | 40.20 | 44.70 | 49.40 | 1 | 64.8 | 23.5 | 5 | 47A |
| SMCJ1.5KE51A | 43.60 | 48.50 | 53.60 | 1 | 70.1 | 21.7 | 5 | 51A |
| SMCJ1.5KE56A | 47.80 | 53.20 | 58.80 | 1 | 77.0 | 19.7 | 5 | 56A |
| SMCJ1.5KE62A | 53.00 | 58.90 | 65.10 | 1 | 85.0 | 17.9 | 5 | 62A |
| SMCJ1.5KE68A | 58.10 | 64.60 | 71.40 | 1 | 92.0 | 16.5 | 5 | 68A |
| SMCJ1.5KE75A | 64.10 | 71.30 | 78.80 | 1 | 103.0 | 14.8 | 5 | 75A |
| SMCJ1.5KE82A | 70.10 | 77.90 | 86.10 | 1 | 113.0 | 13.5 | 5 | 82A |
| SMCJ1.5KE91A | 77.80 | 86.50 | 95.50 | 1 | 125.0 | 12.2 | 5 | 91A |
| SMCJ1.5KE100A | 85.50 | 95.00 | 105.00 | 1 | 137.0 | 11.1 | 5 | 100A |
| SMCJ1.5KE110A | 94.00 | 105.00 | 116.00 | 1 | 152.0 | 10.0 | 5 | 110A |
| SMCJ1.5KE120A | 102.00 | 114.00 | 126.00 | 1 | 165.0 | 9.2 | 5 | 120A |
| SMCJ1.5KE130A | 111.00 | 124.00 | 137.00 | 1 | 179.0 | 8.5 | 5 | 130A |
| SMCJ1.5KE150A | 128.00 | 143.00 | 158.00 | 1 | 207.0 | 7.3 | 5 | 150A |
| SMCJ1.5KE160A | 136.00 | 152.00 | 168.00 | 1 | 219.0 | 6.9 | 5 | 160A |
| SMCJ1.5KE170A | 145.00 | 162.00 | 179.00 | 1 | 234.0 | 6.5 | 5 | 170A |
| SMCJ1.5KE180A | 154.00 | 171.00 | 189.00 | 1 | 246.0 | 6.2 | 5 | 180A |
| SMCJ1.5KE200A | 171.00 | 190.00 | 210.00 | 1 | 274.0 | 5.5 | 5 | 200A |
| SMCJ1.5KE220A | 185.00 | 209.00 | 231.00 | 1 | 328.0 | 4.6 | 5 | 220A |
| SMCJ1.5KE250A | 214.00 | 237.00 | 263.00 | 1 | 344.0 | 4.4 | 5 | 250A |
| SMCJ1.5KE300A | 256.00 | 285.00 | 315.00 | 1 | 414.0 | 3.7 | 5 | 300A |
| SMCJ1.5KE350A | 300.00 | 332.00 | 368.00 | 1 | 482.0 | 3.2 | 5 | 350A |
| SMCJ1.5KE400A | 342.00 | 380.00 | 420.00 | 1 | 548.0 | 2.8 | 5 | 400A |
| SMCJ1.5KE440A | 376.00 | 418.00 | 462.00 | 1 | 602.0 | 2.5 | 5 | 440A |
| SMCJ1.5KE480A | 408.00 | 456.00 | 504.00 | 1 | 658.0 | 2.3 | 5 | 480A |
| SMCJ1.5KE510A | 434.00 | 485.00 | 535.00 | 1 | 698.0 | 2.1 | 5 | 510A |
| SMCJ1.5KE530A | 477.00 | 503.50 | 556.50 | 1 | 725.0 | 2.1 | 5 | 530A |
| SMCJ1.5KE540A | 459.00 | 513.00 | 567.00 | 1 | 740.0 | 2.0 | 5 | 540A |
| SMCJ1.5KE550A | 495.00 | 522.50 | 577.50 | 1 | 760.0 | 2.0 | 5 | 550A |

For bi-directional type having V_{rwm} of 10 volts and less, the I_R limit is double.

The available parts are "A" type only, the parts without A (V_{BR} is $\pm 10\%$) is not available.

SMCJ1.5KE6.8(C)A THRU SMCJ1.5KE550(C)A

ELECTRICAL CHARACTERISTICS @25°C

| MCC PART NUMBER | REVERSE STAND-OFF VOLTAGE V_{WM} (VOLTS) | BREAKDOWN VOLTAGE $V_{(BR)}$ @ I_T (VOLTS) | | | MAXIMUM CLAMPING VOLTAGE @ I_{PP} (VOLTS) | PEAK PULSE CURRENT I_{PP} (AMPS) | MAXIMUM REVERSE LEAKAGE @ V_{WM} I_D (μ A) | MARKING CODE |
|--------------------|--|--|--------|------------|---|---|--|-----------------|
| | | MIN | MAX | I_T (mA) | | | | |
| SMCJ1.5KE6.8CA | 5.80 | 6.45 | 7.14 | 10 | 10.5 | 144.8 | 1000 | 6V8C |
| SMCJ1.5KE7.5CA | 6.40 | 7.13 | 7.88 | 10 | 11.3 | 134.5 | 500 | 7V5C |
| SMCJ1.5KE8.2CA | 7.02 | 7.79 | 8.61 | 10 | 12.1 | 125.6 | 200 | 8V2C |
| SMCJ1.5KE9.1CA | 7.78 | 8.65 | 9.55 | 1 | 13.4 | 113.4 | 50 | 9V1C |
| SMCJ1.5KE10CA | 8.55 | 9.50 | 10.50 | 1 | 14.5 | 104.8 | 10 | 10C |
| SMCJ1.5KE11CA | 9.40 | 10.50 | 11.60 | 1 | 15.6 | 97.4 | 5 | 11C |
| SMCJ1.5KE12CA | 10.20 | 11.40 | 12.60 | 1 | 16.7 | 91.0 | 5 | 12C |
| SMCJ1.5KE13CA | 11.10 | 12.40 | 13.70 | 1 | 18.2 | 83.5 | 5 | 13C |
| SMCJ1.5KE15CA | 12.80 | 14.30 | 15.80 | 1 | 21.2 | 71.7 | 5 | 15C |
| SMCJ1.5KE16CA | 13.60 | 15.20 | 16.80 | 1 | 22.5 | 67.6 | 5 | 16C |
| SMCJ1.5KE18CA | 15.30 | 17.10 | 18.90 | 1 | 25.5 | 60.3 | 5 | 18C |
| SMCJ1.5KE20CA | 17.10 | 19.00 | 21.00 | 1 | 27.7 | 54.9 | 5 | 20C |
| SMCJ1.5KE22CA | 18.80 | 20.90 | 23.10 | 1 | 30.6 | 49.7 | 5 | 22C |
| SMCJ1.5KE24CA | 20.50 | 22.80 | 25.20 | 1 | 33.2 | 45.8 | 5 | 24C |
| SMCJ1.5KE27CA | 23.10 | 25.70 | 28.40 | 1 | 37.5 | 40.5 | 5 | 27C |
| SMCJ1.5KE30CA | 25.60 | 28.50 | 31.50 | 1 | 41.4 | 36.7 | 5 | 30C |
| SMCJ1.5KE33CA | 28.20 | 31.40 | 34.70 | 1 | 45.7 | 33.3 | 5 | 33C |
| SMCJ1.5KE36CA | 30.80 | 34.20 | 37.80 | 1 | 49.9 | 30.5 | 5 | 36C |
| SMCJ1.5KE39CA | 33.30 | 37.10 | 41.00 | 1 | 53.9 | 28.2 | 5 | 39C |
| SMCJ1.5KE43CA | 36.80 | 40.90 | 45.20 | 1 | 59.3 | 25.6 | 5 | 43C |
| SMCJ1.5KE47CA | 40.20 | 44.70 | 49.40 | 1 | 64.8 | 23.5 | 5 | 47C |
| SMCJ1.5KE51CA | 43.60 | 48.50 | 53.60 | 1 | 70.1 | 21.7 | 5 | 51C |
| SMCJ1.5KE56CA | 47.80 | 53.20 | 58.80 | 1 | 77.0 | 19.7 | 5 | 56C |
| SMCJ1.5KE62CA | 53.00 | 58.90 | 65.10 | 1 | 85.0 | 17.9 | 5 | 62C |
| SMCJ1.5KE68CA | 58.10 | 64.60 | 71.40 | 1 | 92.0 | 16.5 | 5 | 68C |
| SMCJ1.5KE75CA | 64.10 | 71.30 | 78.80 | 1 | 103.0 | 14.8 | 5 | 75C |
| SMCJ1.5KE82CA | 70.10 | 77.90 | 86.10 | 1 | 113.0 | 13.5 | 5 | 82C |
| SMCJ1.5KE91CA | 77.80 | 86.50 | 95.50 | 1 | 125.0 | 12.2 | 5 | 91C |
| SMCJ1.5KE100CA | 85.50 | 95.00 | 105.00 | 1 | 137.0 | 11.1 | 5 | 100C |
| SMCJ1.5KE110CA | 94.00 | 105.00 | 116.00 | 1 | 152.0 | 10.0 | 5 | 110C |
| SMCJ1.5KE120CA | 102.00 | 114.00 | 126.00 | 1 | 165.0 | 9.2 | 5 | 120C |
| SMCJ1.5KE130CA | 111.00 | 124.00 | 137.00 | 1 | 179.0 | 8.5 | 5 | 130C |
| SMCJ1.5KE150CA | 128.00 | 143.00 | 158.00 | 1 | 207.0 | 7.3 | 5 | 150C |
| SMCJ1.5KE160CA | 136.00 | 152.00 | 168.00 | 1 | 219.0 | 6.9 | 5 | 160C |
| SMCJ1.5KE170CA | 145.00 | 162.00 | 179.00 | 1 | 234.0 | 6.5 | 5 | 170C |
| SMCJ1.5KE180CA | 154.00 | 171.00 | 189.00 | 1 | 246.0 | 6.2 | 5 | 180C |
| SMCJ1.5KE200CA | 171.00 | 190.00 | 210.00 | 1 | 274.0 | 5.5 | 5 | 200C |
| SMCJ1.5KE220CA | 185.00 | 209.00 | 231.00 | 1 | 328.0 | 4.6 | 5 | 220C |
| SMCJ1.5KE250CA | 214.00 | 237.00 | 263.00 | 1 | 344.0 | 4.4 | 5 | 250C |
| SMCJ1.5KE300CA | 256.00 | 285.00 | 315.00 | 1 | 414.0 | 3.7 | 5 | 300C |
| SMCJ1.5KE350CA | 300.00 | 332.00 | 368.00 | 1 | 482.0 | 3.2 | 5 | 350C |
| SMCJ1.5KE400CA | 342.00 | 380.00 | 420.00 | 1 | 548.0 | 2.8 | 5 | 400C |
| SMCJ1.5KE440CA | 376.00 | 418.00 | 462.00 | 1 | 602.0 | 2.5 | 5 | 440C |
| SMCJ1.5KE480CA | 408.00 | 456.00 | 504.00 | 1 | 658.0 | 2.3 | 5 | 480C |
| SMCJ1.5KE510CA | 434.00 | 485.00 | 535.00 | 1 | 698.0 | 2.1 | 5 | 510C |
| SMCJ1.5KE530CA | 477.00 | 503.50 | 556.50 | 1 | 725.0 | 2.1 | 5 | 530C |
| SMCJ1.5KE540CA | 459.00 | 513.00 | 567.00 | 1 | 740.0 | 2.0 | 5 | 540C |
| SMCJ1.5KE550CA | 495.00 | 522.50 | 577.50 | 1 | 760.0 | 2.0 | 5 | 550C |

For bi-directional type having V_{RWM} of 10 volts and less, the I_R limit is double.

The available parts are "A" type only, the parts without A (V_{BR} is $\pm 10\%$) is not available.

SMCJ1.5KE6.8(C)A THRU SMCJ1.5KE550(C)A

Ratings and Characteristic Curves (T_A = 25°C unless otherwise noted)

Fig. 1 – Peak Pulse Power Rating Curve

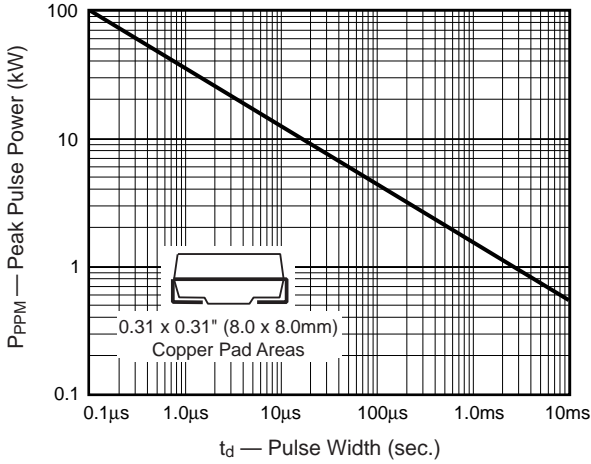


Fig. 2 – Pulse Derating Curve

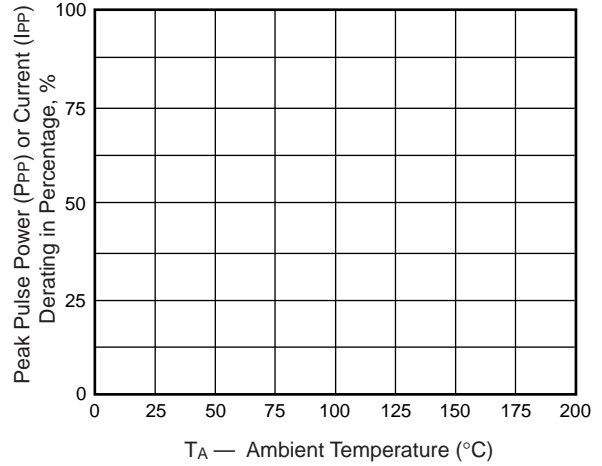


Fig. 3 – Pulse Waveform

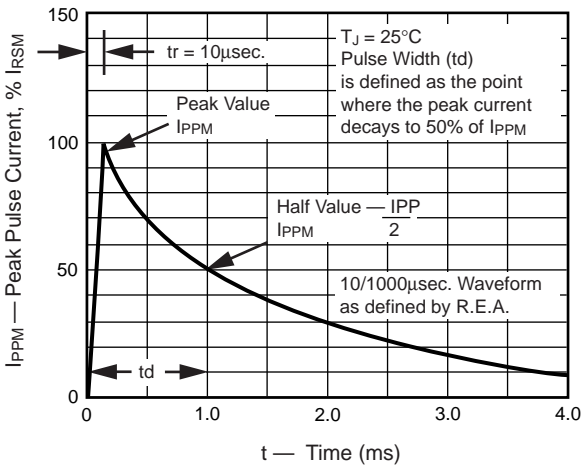


Fig. 4 – Typical Junction Capacitance Uni-Directional

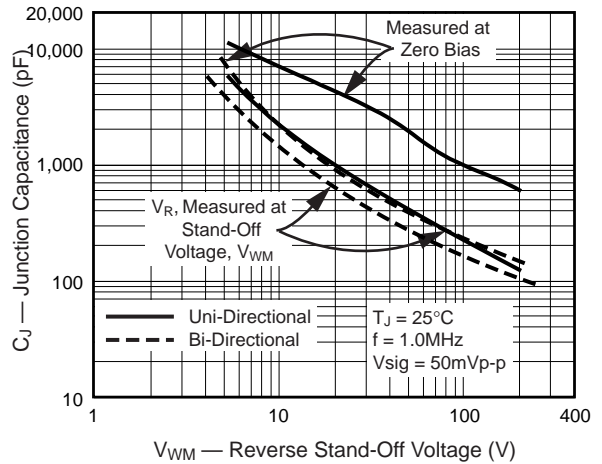
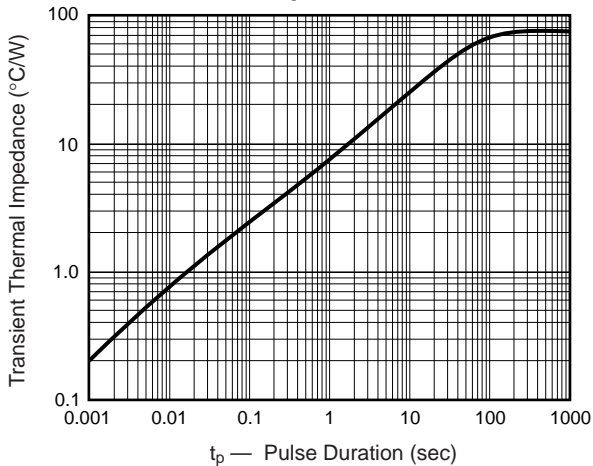


Fig. 5 – Typical Transient Thermal Impedance



Ordering Information :

| Device | Packing |
|----------------|-----------------------|
| Part Number-TP | Tape&Reel: 3Kpcs/Reel |

Note : Adding "-HF" suffix for halogen free, eg. Part Number-TP-HF

| |
|--|
| ***IMPORTANT NOTICE*** |
| <p>Micro Commercial Components Corp. reserves the right to make changes without further notice to any product herein to make corrections, modifications , enhancements , improvements , or other changes . Micro Commercial Components Corp . does not assume any liability arising out of the application or use of any product described herein; neither does it convey any license under its patent rights ,nor the rights of others . The user of products in such applications shall assume all risks of such use and will agree to hold Micro Commercial Components Corp . and all the companies whose products are represented on our website, harmless against all damages.</p> |
| ***LIFE SUPPORT*** |
| <p>MCC's products are not authorized for use as critical components in life support devices or systems without the express written approval of Micro Commercial Components Corporation.</p> |
| ***CUSTOMER AWARENESS*** |
| <p>Counterfeiting of semiconductor parts is a growing problem in the industry. Micro Commercial Components (MCC) is taking strong measures to protect ourselves and our customers from the proliferation of counterfeit parts. MCC strongly encourages customers to purchase MCC parts either directly from MCC or from Authorized MCC Distributors who are listed by country on our web page cited below. Products customers buy either from MCC directly or from Authorized MCC Distributors are genuine parts, have full traceability, meet MCC's quality standards for handling and storage. MCC will not provide any warranty coverage or other assistance for parts bought from Unauthorized Sources. MCC is committed to combat this global problem and encourage our customers to do their part in stopping this practice by buying direct or from authorized distributors.</p> |

Looking for pricing, stock, or lifecycle information?

Click below to explore more details on WIN SOURCE:

-  [View SMCJ1.5KE9.1A-TP on WIN SOURCE](#)
-  [Micro Commercial Co](#) Information

Optimize Your Supply Chain with WIN SOURCE Solutions

-  Global Sourcing Solution
-  Obsolete Management
-  Cost Control Management
-  Shortage Management
-  Alternative Solution
-  Excess Inventory Management