



# THE DATASHEET OF SM4004PL-TP





Micro Commercial Components



Micro Commercial Components  
20736 Marilla Street Chatsworth  
CA 91311  
Phone: (818) 701-4933  
Fax: (818) 701-4939

# SM4001PL thru SM4007PL

## 1.0 Ampere Silicon Rectifier 50 to 1000 Volts

### Features

- Lead Free Finish/Rohs Compliant (Note1) ("P" Suffix designates Compliant. See ordering information)
- Low Leakage Current
- Glass Passivated Junction
- Halogen free available upon request by adding suffix "-HF"
- Epoxy meets UL 94 V-0 flammability rating
- Moisture Sensitivity Level 1

### Maximum Ratings

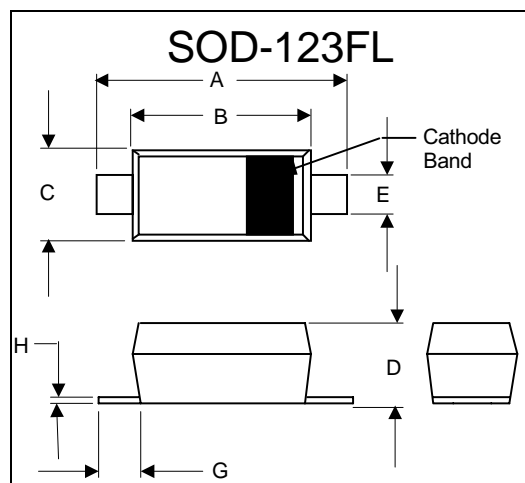
- Operating Temperature(T<sub>J</sub>): -65°C to +175°C
- Storage Temperature(T<sub>STG</sub>): -65°C to +175°C
- Typical Thermal Resistance(R<sub>thJA</sub>): 50°C/W

MCC Part Number	Device Marking	Maximum Recurrent Peak Reverse Voltage	Maximum RMS Voltage	Maximum DC Blocking Voltage
SM4001PL	A1	50V	35V	50V
SM4002PL	A2	100V	70V	100V
SM4003PL	A3	200V	140V	200V
SM4004PL	A4	400V	280V	400V
SM4005PL	A5	600V	420V	600V
SM4006PL	A6	800V	560V	800V
SM4007PL	A7	1000V	700V	1000V

### Electrical Characteristics @ 25°C Unless Otherwise Specified

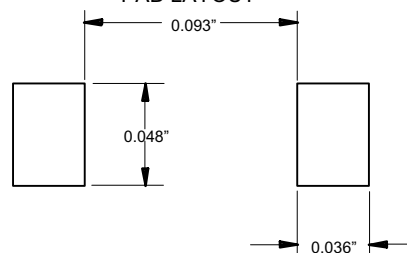
Average Forward Current	I <sub>F(AV)</sub>	1.0 A	T <sub>A</sub> = 75°C
Peak Forward Surge Current	I <sub>FSM</sub>	25A	8.3ms, half sine
Maximum Instantaneous Forward Voltage	V <sub>F</sub>	1.1V	I <sub>F</sub> =1.0A T <sub>A</sub> = 25°C
Maximum DC Reverse Current At Rated DC Blocking Voltage	I <sub>R</sub>	5.0µA 50uA	T <sub>A</sub> = 25°C T <sub>A</sub> =100 °C
Maximum Full Load Reverse Current Average ,Full Cycle 9.5mm Lead Length	I <sub>R</sub>	30uA	T <sub>L</sub> =75 °C
Typical Junction Capacitance	C <sub>J</sub>	15pF	Measured at 1.0MHz, V <sub>R</sub> =4.0V
Typical Reverse Recovery Time	T <sub>rr</sub>	>1000ns	I <sub>F</sub> =0.5A, I <sub>R</sub> =1.0A I <sub>RR</sub> =0.25A

Note:1. High Temperature Solder Exemptions Applied, see EU Directive Annex 7.



DIM	INCHES		MM		NOTE
	MIN	MAX	MIN	MAX	
A	.140	.152	3.55	3.85	
B	.100	.122	2.55	3.10	
C	.055	.075	1.40	1.90	
D	.035	.047	0.90	1.20	
E	.020	.041	0.50	1.05	
G	.010	-----	0.25	-----	
H	-----	.010	----	.25	

#### SUGGESTED SOLDER PAD LAYOUT



# SM4001PL thru SM4007PL

Figure 1  
Typical Forward Characteristics

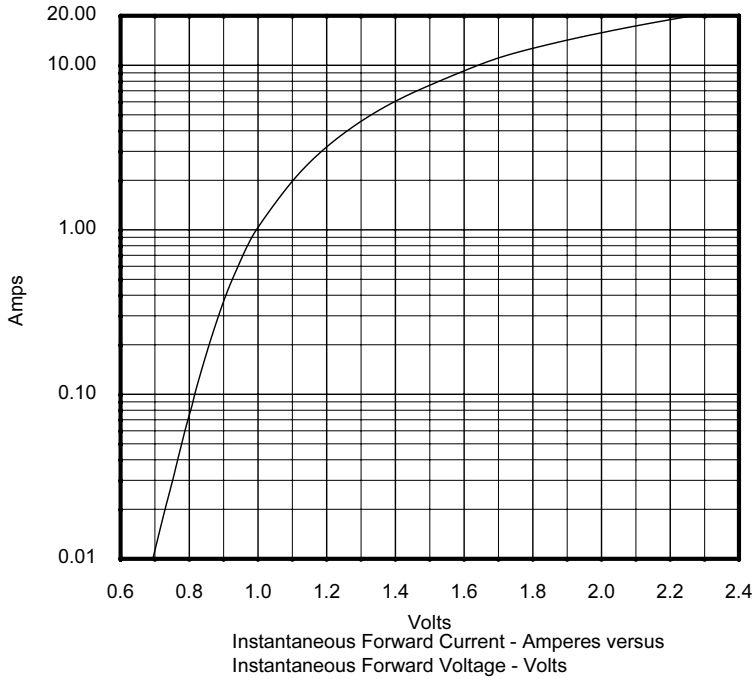


Figure 2  
Forward Derating Curve

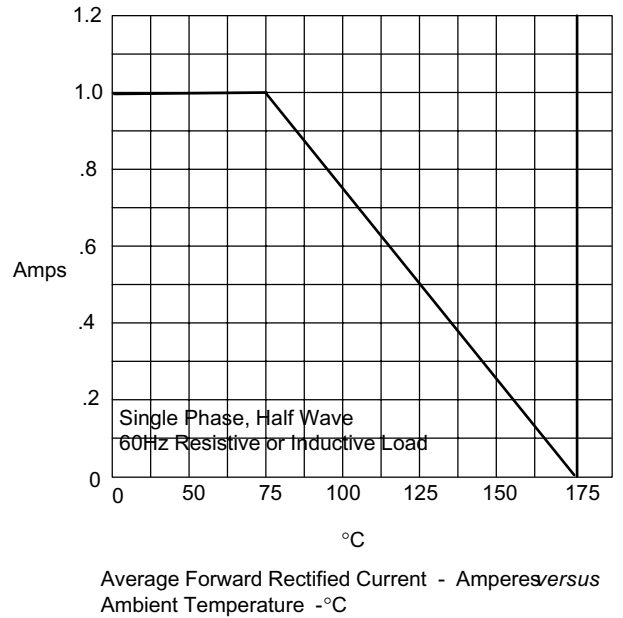


Figure 3  
Junction Capacitance

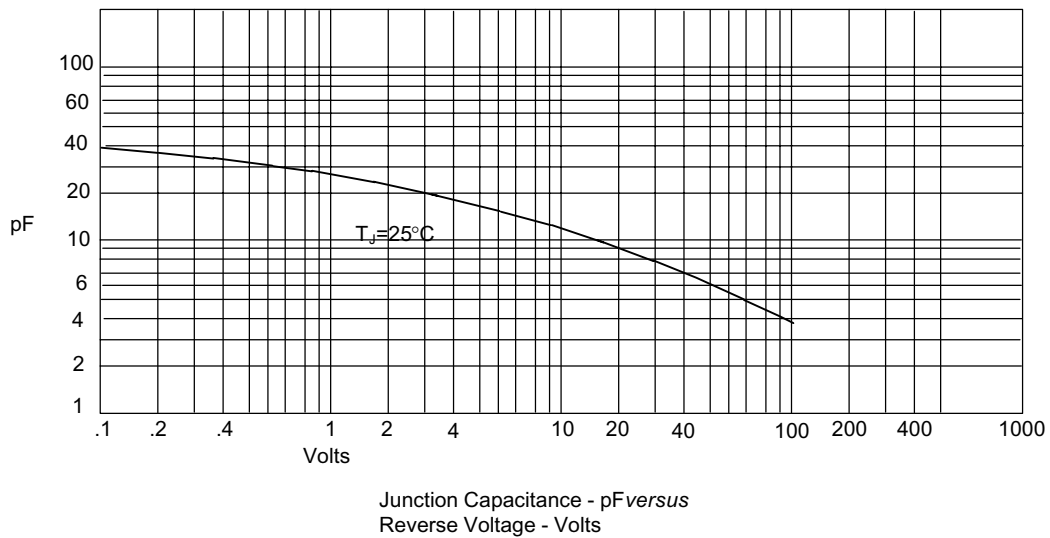
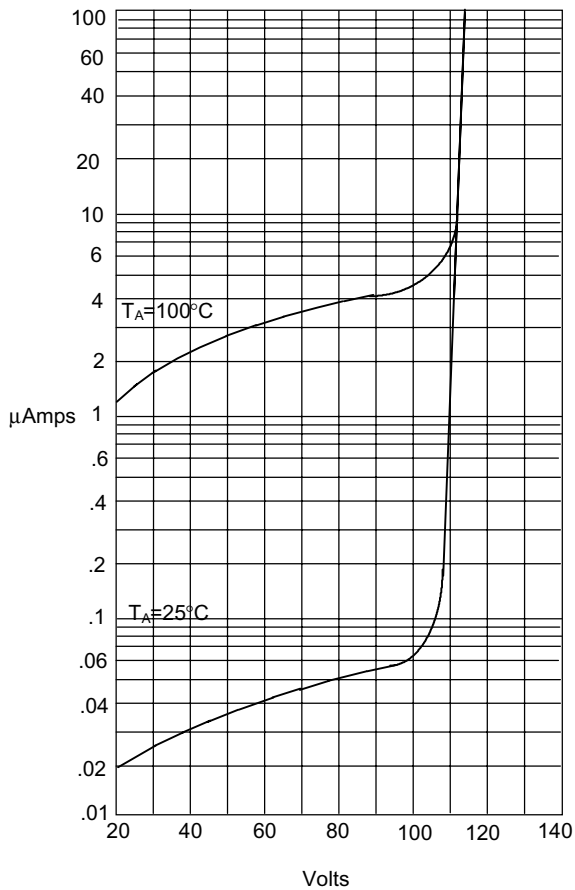
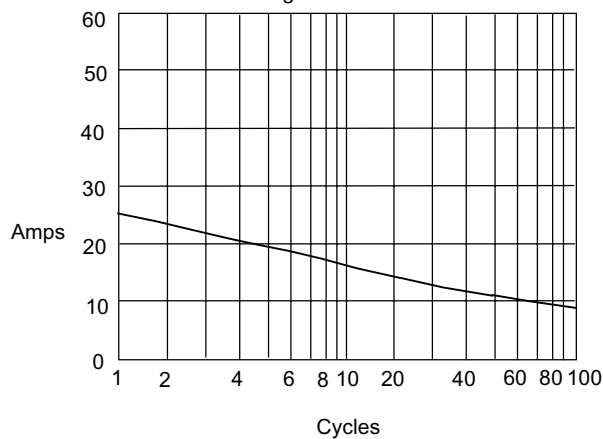


Figure 4  
Typical Reverse Characteristics



Instantaneous Reverse Leakage Current - MicroAmperes versus  
Percent Of Rated Peak Reverse Voltage - Volts

Figure 5  
Peak Forward Surge Current



Peak Forward Surge Current - Amperes versus  
Number Of Cycles At 60Hz - Cycles



Micro Commercial Components

Ordering Information :

Device	Packing
Part Number-TP	Tape&Reel: 2.5Kpcs/Reel

Note : Adding "-HF" suffix for halogen free, eg. Part Number-TP-HF

\*\*\*IMPORTANT NOTICE\*\*\*

Micro Commercial Components Corp. reserves the right to make changes without further notice to any product herein to make corrections, modifications , enhancements , improvements , or other changes . Micro Commercial Components Corp . does not assume any liability arising out of the application or use of any product described herein; neither does it convey any license under its patent rights ,nor the rights of others . The user of products in such applications shall assume all risks of such use and will agree to hold Micro Commercial Components Corp . and all the companies whose products are represented on our website, harmless against all damages.

\*\*\*LIFE SUPPORT\*\*\*

MCC's products are not authorized for use as critical components in life support devices or systems without the express written approval of Micro Commercial Components Corporation.

\*\*\*CUSTOMER AWARENESS\*\*\*

Counterfeiting of semiconductor parts is a growing problem in the industry. Micro Commercial Components (MCC) is taking strong measures to protect ourselves and our customers from the proliferation of counterfeit parts. MCC strongly encourages customers to purchase MCC parts either directly from MCC or from Authorized MCC Distributors who are listed by country on our web page cited below. Products customers buy either from MCC directly or from Authorized MCC Distributors are genuine parts, have full traceability, meet MCC's quality standards for handling and storage. MCC will not provide any warranty coverage or other assistance for parts bought from Unauthorized Sources. MCC is committed to combat this global problem and encourage our customers to do their part in stopping this practice by buying direct or from authorized distributors.

## Looking for pricing, stock, or lifecycle information?

Click below to explore more details on WIN SOURCE:

- ⊖ [View SM4004PL-TP on WIN SOURCE](#)
- ⊖ [Micro Commercial Co](#) Information

## Optimize Your Supply Chain with WIN SOURCE Solutions

- ✓ Global Sourcing Solution
- ✓ Obsolete Management
- ✓ Cost Control Management
- ✓ Shortage Management
- ✓ Alternative Solution
- ✓ Excess Inventory Management