



**THE DATASHEET OF
SKY13272-340LF**



PRELIMINARY DATA SHEET

SKY13272-340LF: 4 x 2 Switch Matrix

250 MHz–2.15 GHz

Applications

- DBS switching applications, cable modems, cable TV

Features

- Four inputs, two outputs
- Any input can be directed to either output
- Only four control lines required
- High interport isolation: 40 dB typ. up to 0.95 GHz
- Miniature QFN-20 4 x 4 mm package
- Available lead (Pb)-free and RoHS-compliant MSL-1 @ 260 °C per JEDEC J-STD-020

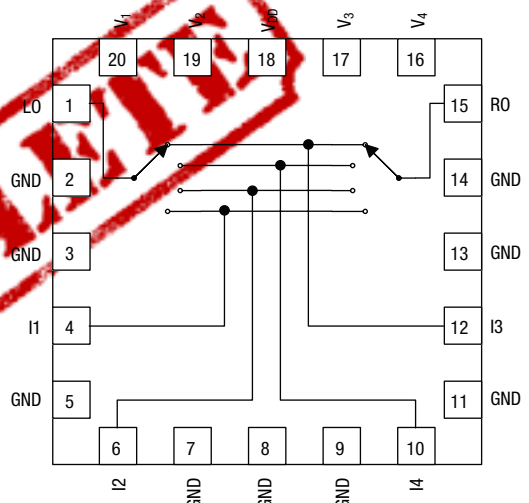
Description

The SKY13272-340LF is a four-input to two-output switch in a low-cost QFN-20 4 x 4 mm package. The SKY13272-340LF enables 16 states, directing any of the four inputs to either of the two outputs. States are selected by four positive voltage control inputs. The switch can operate over the temperature range of -40 °C to +85 °C.

NEW Skyworks offers lead (Pb)-free, RoHS (Restriction of Hazardous Substances)-compliant packaging.



Functional Block Diagram and Pin Out



Electrical Specifications

$V_{CTL} = 0\text{ V}/5\text{ V}$, $T = 25\text{ °C}$, $P_{INPUT} = -20\text{ dBm}$, $Z_0 = 50\text{ }\Omega$, unless otherwise noted.

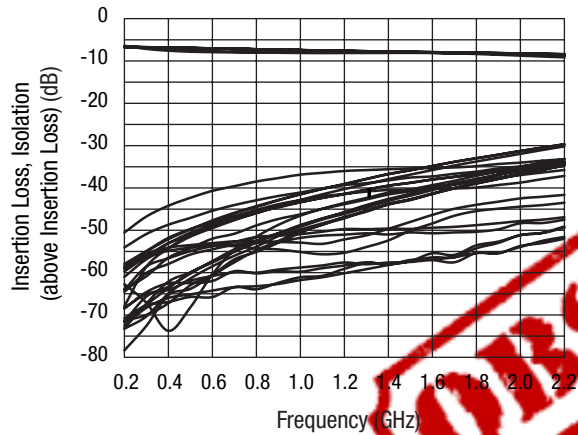
Parameter	Conditions	Frequency	Min.	Typ.	Max.	Unit
Insertion loss		0.25–0.95 GHz		7.5	8	dB
		0.95–2.15 GHz		8.5	9	dB
Insertion loss flatness		0.25–0.95 GHz		1	1.5	dB
		0.95–2.15 GHz		1	1.5	dB
Isolation		0.25–0.95 GHz	38	40		dB
		0.95–2.15 GHz	28	31		dB
Return loss	I1, I2, I3, I4 LO, RO	0.25–2.15 GHz	10	15		dB
			8	10		dB

Operating Characteristics

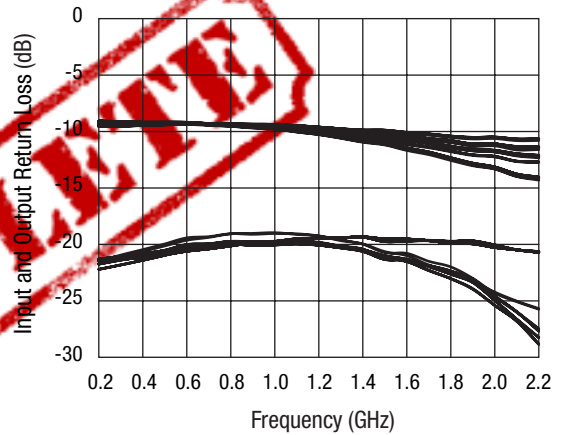
T = 25 °C, Z₀ = 50 Ω, unless otherwise noted

Parameter	Condition	Frequency	Min.	Typ.	Max.	Unit
Input power for 1 dB compression	V _{CC} = 5 V	0.25–2.15 GHz		15		dBm
Control voltages	V _{LOW} = 0 V to 0.2 V @ 50 μA maximum V _{HIGH} = 2.5 V to V _{CC} @ 50 μA maximum					

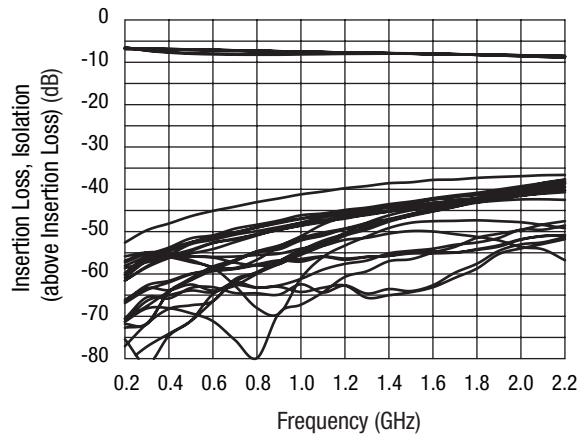
Typical Performance Data



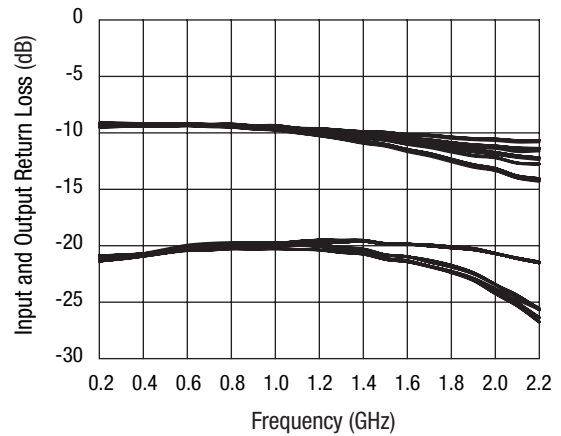
I1LO and I1RO Paths State 0–15



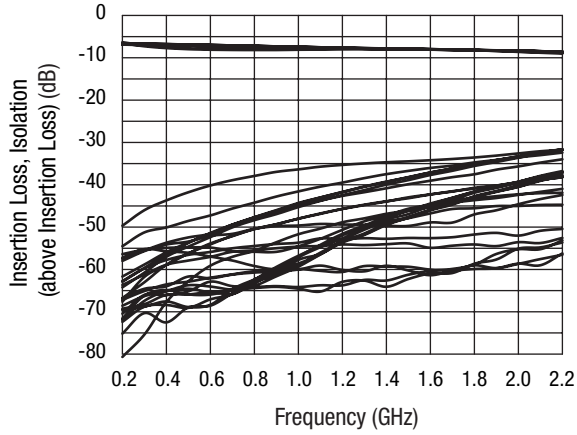
I1LO and I1RO Paths State 0–15



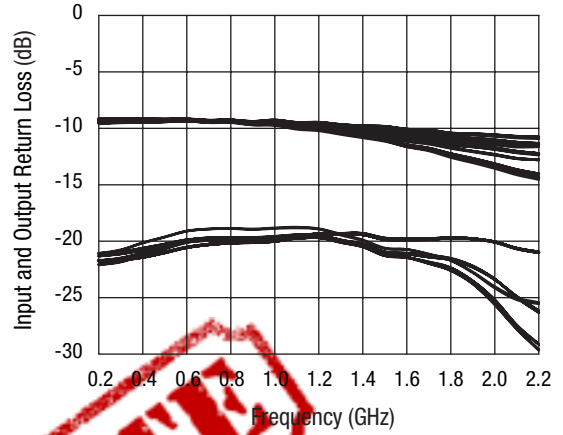
I2LO and I2RO Paths State 0–15



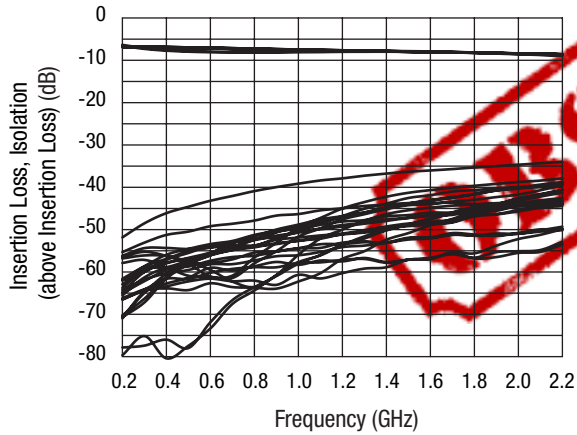
I2LO and I2RO Paths State 0–15



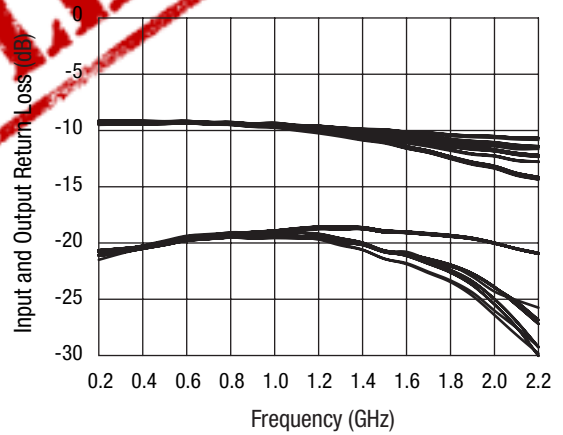
I3LO and I3RO Paths State 0-15



I3LO and I3RO Paths State 0-15



I4LO and I4RO Paths State 0-15



I4LO and I4RO Paths State 0-15



Absolute Maximum Ratings

Characteristic	Value
RF input power	15 dBm
Supply voltage	6 V
Control voltage	$0 \leq V_C \leq 6 V$
Operating temperature	-40 °C to +85 °C
Storage temperature	-65 °C to +150 °C

Performance is guaranteed only under the conditions listed in the specifications table and is not guaranteed under the full range(s) described by the Absolute Maximum specifications. Exceeding any of the absolute maximum/minimum specifications may result in permanent damage to the device and will void the warranty.

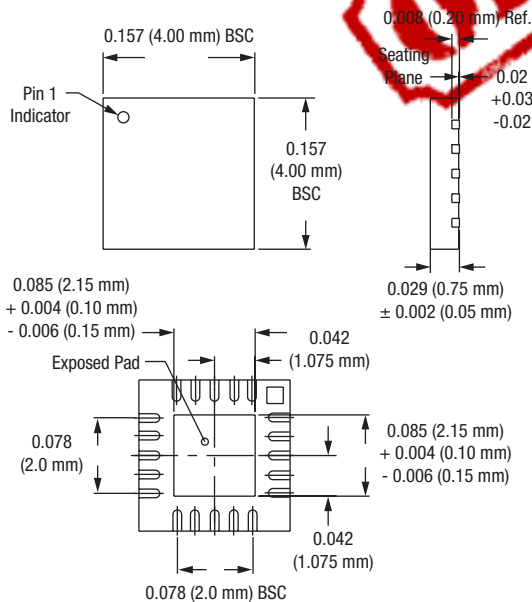
CAUTION: Although this device is designed to be as robust as possible, ESD (Electrostatic Discharge) can damage this device. This device must be protected at all times from ESD. Static charges may easily produce potentials of several kilovolts on the human body or equipment, which can discharge without detection. Industry-standard ESD precautions must be employed at all times.

Truth Table⁽¹⁾

State	Signal Path (Insertion Loss Path) ⁽¹⁾	Controls			
		V ₁	V ₂	V ₃	V ₄
0	I1 → LO, I1 → RO	0	0	0	0
1	I1 → LO, I2 → RO	0	0	0	1
2	I1 → LO, I3 → RO	0	0	1	0
3	I1 → LO, I4 → RO	0	0	1	1
4	I2 → LO, I1 → RO	0	1	0	0
5	I2 → LO, I2 → RO	0	1	0	1
6	I2 → LO, I3 → RO	0	1	1	0
7	I2 → LO, I4 → RO	0	1	1	1
8	I3 → LO, I1 → RO	1	0	0	0
9	I3 → LO, I2 → RO	1	0	0	1
10	I3 → LO, I3 → RO	1	0	1	0
11	I3 → LO, I4 → RO	1	0	1	1
12	I4 → LO, I1 → RO	1	1	0	0
13	I4 → LO, I2 → RO	1	1	0	1
14	I4 → LO, I3 → RO	1	1	1	0
15	I4 → LO, I4 → RO	1	1	1	1

1. All other paths are in isolation state.
 "1" = 5 V.
 "0" = 0 V.

QFN-20 (4 x 4)



Recommended Solder Reflow Profiles

Refer to the ["Recommended Solder Reflow Profile"](#) Application Note.

Tape and Reel Information

Refer to the ["Discrete Devices and IC Switch/Attenuators Tape and Reel Package Orientation"](#) Application Note.

Copyright © 2002, 2003, 2004, 2005, 2006, Skyworks Solutions, Inc. All Rights Reserved.

Information in this document is provided in connection with Skyworks Solutions, Inc. ("Skyworks") products or services. These materials, including the information contained herein, are provided by Skyworks as a service to its customers and may be used for informational purposes only by the customer. Skyworks assumes no responsibility for errors or omissions in these materials or the information contained herein. Skyworks may change its documentation, products, services, specifications or product descriptions at any time, without notice. Skyworks makes no commitment to update the materials or information and shall have no responsibility whatsoever for conflicts, incompatibilities, or other difficulties arising from any future changes.

No license, whether express, implied, by estoppel or otherwise, is granted to any intellectual property rights by this document. Skyworks assumes no liability for any materials, products or information provided hereunder, including the sale, distribution, reproduction or use of Skyworks products, information or materials, except as may be provided in Skyworks Terms and Conditions of Sale.

THE MATERIALS, PRODUCTS AND INFORMATION ARE PROVIDED "AS IS" WITHOUT WARRANTY OF ANY KIND, WHETHER EXPRESS, IMPLIED, STATUTORY, OR OTHERWISE, INCLUDING FITNESS FOR A PARTICULAR PURPOSE OR USE, MERCHANTABILITY, PERFORMANCE, QUALITY OR NON-INFRINGEMENT OF ANY INTELLECTUAL PROPERTY RIGHT; ALL SUCH WARRANTIES ARE HEREBY EXPRESSLY DISCLAIMED. SKYWORKS DOES NOT WARRANT THE ACCURACY OR COMPLETENESS OF THE INFORMATION, TEXT, GRAPHICS OR OTHER ITEMS CONTAINED WITHIN THESE MATERIALS. SKYWORKS SHALL NOT BE LIABLE FOR ANY DAMAGES, INCLUDING BUT NOT LIMITED TO ANY SPECIAL, INDIRECT, INCIDENTAL, STATUTORY, OR CONSEQUENTIAL DAMAGES, INCLUDING WITHOUT LIMITATION, LOST REVENUES OR LOST PROFITS THAT MAY RESULT FROM THE USE OF THE MATERIALS OR INFORMATION, WHETHER OR NOT THE RECIPIENT OF MATERIALS HAS BEEN ADVISED OF THE POSSIBILITY OF SUCH DAMAGE.



Skyworks products are not intended for use in medical, lifesaving or life-sustaining applications, or other equipment in which the failure of the Skyworks products could lead to personal injury, death, physical or environmental damage. Skyworks customers using or selling Skyworks products for use in such applications do so at their own risk and agree to fully indemnify Skyworks for any damages resulting from such improper use or sale.

Customers are responsible for their products and applications using Skyworks products, which may deviate from published specifications as a result of design defects, errors, or operation of products outside of published parameters or design specifications. Customers should include design and operating safeguards to minimize these and other risks. Skyworks assumes no liability for applications assistance, customer product design, or damage to any equipment resulting from the use of Skyworks products outside of stated published specifications or parameters.

Skyworks, the Skyworks symbol, and "Breakthrough Simplicity" are trademarks or registered trademarks of Skyworks Solutions, Inc., in the United States and other countries. Third-party brands and names are for identification purposes only, and are the property of their respective owners. Additional information, including relevant terms and conditions, posted at www.skyworksinc.com, are incorporated by reference.

Looking for pricing, stock, or lifecycle information?

Click below to explore more details on WIN SOURCE:

-  [View SKY13272-340LF on WIN SOURCE](#)
-  [Skyworks Solutions Inc. Information](#)

Optimize Your Supply Chain with WIN SOURCE Solutions

-  Global Sourcing Solution
-  Obsolete Management
-  Cost Control Management
-  Shortage Management
-  Alternative Solution
-  Excess Inventory Management