





## SURFACE MOUNT

# Power Splitter/Combiner

# SCA-4-10+

4 Way-0° 50Ω 5 to 1000 MHz

### FEATURES

- Wideband, 5-1000 MHz
- High isolation, 25 dB typ.
- Good matching VSWR, 1.20 typ.
- Excellent amplitude unbalance, 0.3 dB typ.



Generic photo used for illustration purposes only

CASE STYLE: DZ943

### +RoHS Compliant

The +Suffix identifies RoHS Compliance. See our website for methodologies and qualifications

### APPLICATIONS

- Cellular
- UHF/VHF receivers/transmitters

### ELECTRICAL SPECIFICATIONS AT 25°C<sup>1</sup>

Parameter	Frequency (MHz)	Min.	Typ.	Max.	Unit
Frequency Range		5		1000	MHz
Insertion Loss, above 6.0 dB	5-400		0.7	1.3	dB
	400-500		0.8	1.5	
	500-1000		1.2	2.5	
Isolation	5-400	18	30		dB
	400-500	17	25		
	500-1000	15	20		
Phase Unbalance	5-400			5	Degree
	400-500			6	
	500-1000			11	
Amplitude Unbalance	5-400			0.8	dB
	400-500			0.7	
	500-1000			0.9	


1. Tested on Evaluation Board TB-SCA-4-10+

### MAXIMUM RATINGS

Parameter	Ratings
Operating Temperature	-40°C to 85°C
Storage Temperature	-55°C to 100°C
Power Input (as a splitter)	0.5W max.
Internal Dissipation	0.375W max.

Permanent damage may occur if any of these limits are exceeded.

### ELECTRICAL SCHEMATIC





# SURFACE MOUNT

# Power Splitter/Combiner

# SCA-4-10+

Mini-Circuits

4 Way-0° 50Ω 5 to 1000 MHz

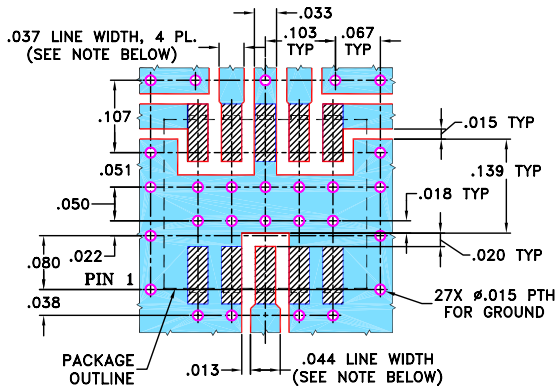
### PIN CONNECTIONS

SUM PORT (PORT S)	3
PORT 1	6
PORT 2	7
PORT 3	9
PORT 4	10
GROUND	1,2,4,5,8

### \*PRODUCT MARKING: SCA-4-10

\*Marking may contain other features or characters for internal lot control

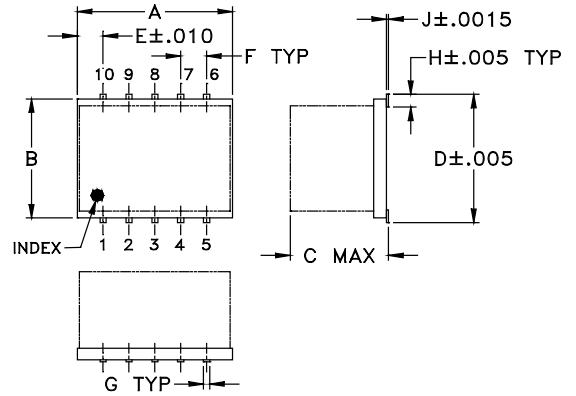
### EVALUATION BOARD MCL P/N: TB-SCA-4-10+ SUGGESTED PCB LAYOUT (PL-124)



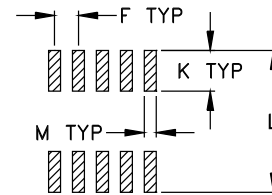
NOTE: 1. TRACE WIDTH IS SHOWN FOR ROGERS RO4350 WITH DIELECTRIC THICKNESS  $0.020 \pm 0.0015$ ", COPPER: 1/2 OZ. EACH SIDE. FOR OTHER MATERIALS TRACE WIDTH MAY NEED TO BE MODIFIED.  
 2. BOTTOM SIDE OF THE PCB IS CONTINUOUS GROUND PLANE.

- DENOTES PCB COPPER LAYOUT
- DENOTES COPPER LAND PATTERN FREE OF SOLDERMASK

### OUTLINE DRAWING



### PCB Land Pattern



### OUTLINE DIMENSIONS (Inches/mm)

A	B	C	D	E	F	G
.30	.250	.190	.266	.050	.050	.012
7.62	6.35	4.83	6.76	1.27	1.27	0.30
H	J	K	L	M		wt
.029	.004	.085	.296	.030		grams
0.74	0.10	2.16	7.52	0.76		0.5

### TAPE & REEL INFORMATION: F34





# SURFACE MOUNT

# Power Splitter/Combiner

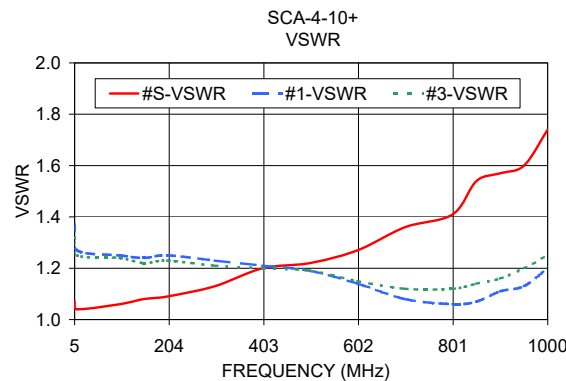
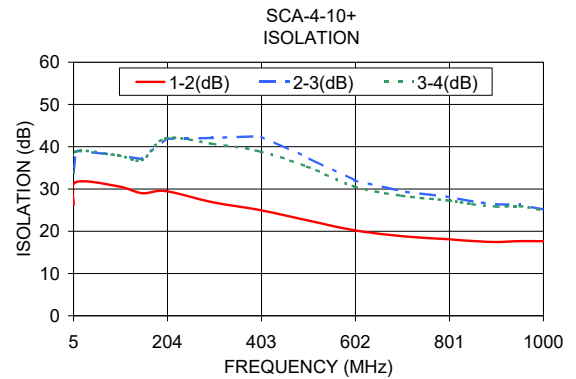
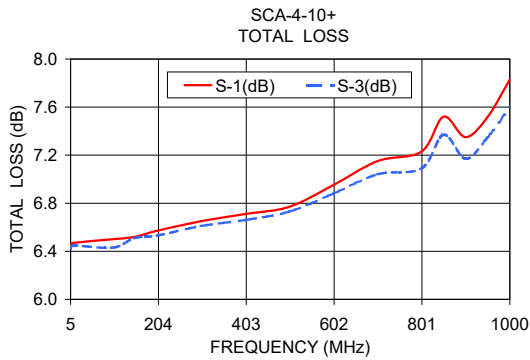
# SCA-4-10+

## 4 Way-0° 50Ω 5 to 1000 MHz

### TYPICAL PERFORMANCE DATA

Frequency (MHz)	Total Loss <sup>1</sup> (dB)				Amplitude Unbalance (dB)	Isolation (dB)			Phase Unbalance (deg.)	VSWR (:1)				
	S-1	S-2	S-3	S-4		1-2	1-3	2-3		S	1	2	3	4
5.00	6.45	6.24	6.42	6.64	0.40	26.19	34.01	33.81	1.29	1.07	1.37	1.31	1.32	1.38
10.00	6.47	6.29	6.45	6.63	0.34	31.60	39.09	38.86	0.13	1.04	1.27	1.22	1.25	1.30
100.00	6.50	6.29	6.43	6.66	0.37	30.63	37.97	37.92	0.15	1.06	1.25	1.21	1.24	1.28
150.00	6.52	6.35	6.51	6.66	0.31	29.01	37.05	36.89	0.44	1.08	1.24	1.20	1.22	1.26
200.00	6.57	6.39	6.53	6.71	0.32	29.49	41.86	41.97	0.24	1.09	1.25	1.21	1.23	1.26
300.00	6.65	6.48	6.61	6.79	0.31	26.87	42.07	40.69	0.32	1.13	1.23	1.21	1.21	1.23
400.00	6.71	6.53	6.66	6.84	0.31	25.00	42.50	38.88	0.55	1.20	1.21	1.20	1.20	1.20
500.00	6.77	6.61	6.73	6.89	0.29	22.58	37.45	35.25	0.71	1.22	1.19	1.20	1.19	1.18
600.00	6.95	6.76	6.88	7.06	0.30	20.22	32.04	30.58	0.90	1.27	1.14	1.16	1.15	1.12
700.00	7.15	6.93	7.04	7.24	0.32	18.85	29.45	28.38	1.14	1.36	1.08	1.13	1.12	1.06
800.00	7.23	6.99	7.09	7.30	0.31	18.09	28.08	27.25	1.36	1.41	1.06	1.15	1.12	1.03
850.00	7.52	7.28	7.37	7.57	0.29	17.68	27.02	26.38	1.88	1.54	1.07	1.17	1.14	1.06
900.00	7.35	7.11	7.17	7.39	0.29	17.46	26.36	25.85	1.56	1.57	1.11	1.19	1.16	1.09
950.00	7.52	7.27	7.35	7.52	0.26	17.66	26.27	25.91	1.88	1.60	1.13	1.24	1.20	1.13
1000.00	7.83	7.57	7.60	7.85	0.29	17.65	25.13	24.92	2.65	1.74	1.20	1.29	1.25	1.19

1. Total Loss = Insertion Loss + 6.0 dB splitter loss.





- NOTES**
- A. Performance and quality attributes and conditions not expressly stated in this specification document are intended to be excluded and do not form a part of this specification document.
  - B. Electrical specifications and performance data contained in this specification document are based on Mini-Circuit's applicable established test performance criteria and measurement instructions.
  - C. The parts covered by this specification document are subject to Mini-Circuits standard limited warranty and terms and conditions (collectively, "Standard Terms"); Purchasers of this part are entitled to the rights and benefits contained therein. For a full statement of the standard. Terms and the exclusive rights and remedies thereunder, please visit Mini-Circuits' website at [www.minicircuits.com/terms/viewterm.html](http://www.minicircuits.com/terms/viewterm.html)



## Looking for pricing, stock, or lifecycle information?

Click below to explore more details on WIN SOURCE:

-  [View SCA-4-10+ on WIN SOURCE](#)
-  [Mini-Circuits Information](#)

## Optimize Your Supply Chain with WIN SOURCE Solutions

-  Global Sourcing Solution
-  Obsolete Management
-  Cost Control Management
-  Shortage Management
-  Alternative Solution
-  Excess Inventory Management