




**THE DATASHEET OF**  
**743C083220JP**



### Features

- Low Cost
- Thick Film Technology
- High Density Packaging
- Leadless Surface Mount Construction
- Tape and Reel Packaging
- Solder Coated Nickel Barrier Pads
- Isolated and Bussed Circuits
- Concave and Convex Options
- RoHS Compliant Version Available



### Product Benefits

- High Density Packaging
  - Up to 30% less space per resistor than 0603 chip resistors
  - Up to 75% less space per resistor than 0805 chip resistors
- Placement Efficiency
  - Networks require fewer placements than discrete components
  - Larger overall size eases handling compared to discrete components
- Low Profile; Can be used in PCMCIA cards

### Electrical and Mechanical Specifications

Series	PCB Area (in <sup>2</sup> ) Per Resistor	Circuit Type	Resistance Range, Ohms	70°C Power Per Resistor*	Maximum Operating Voltage
741	.0015	Isolated	10 - 1M	.063W	25V
742	.0037	Isolated	10 - 1M	.063W	50V
743	.0071	Isolated	10 - 1M	.100W	100V
744	.0094	Isolated	10 - 1M	.125W	200V
745	.0058	Bussed	33 - 470K	.063W	50V
746	.0013	Bussed	33 - 100K	.031W	25V

\*Total Rated Package Power equals total number of resistors times rated Power Per Resistor

Resistance Tolerance

Standard:  $\pm 5\%$  or  $.5\Omega$  (whichever is greater)

Operating Temperature Range

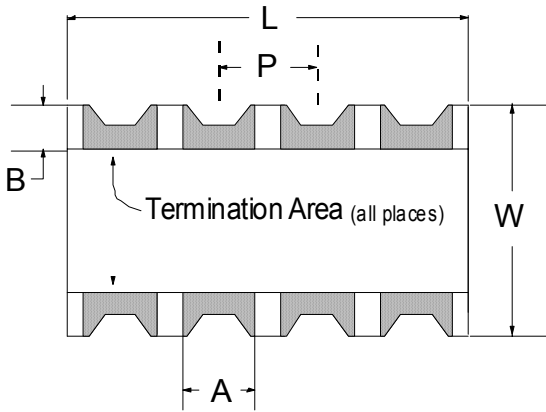
-55°C to +125°C

Temperature Coefficient

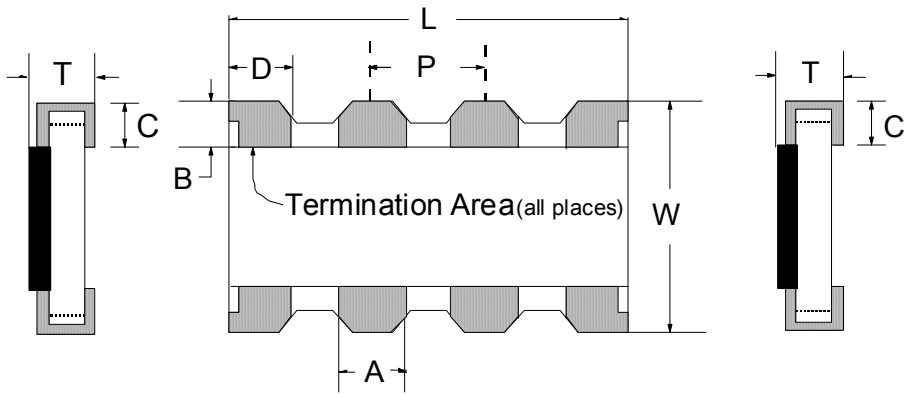
Standard: 200PPM/°C

## Package Outlines

### Concave Termination – Type C

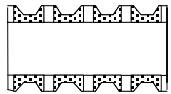


### Convex Termination – Type X

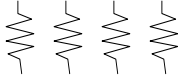


Dimensions: mm/inch												
Part Code	Configuration	# Pads	# Res.	Circuit	L	W	P	T	A	B	C	D
741X043	0402 X 2	4	2	Isolated	1.00 ±0.10 .039 ±.004	1.00 ±0.10 .039 ±.004	0.65 ±0.10 .026 ±.004	0.35 ±0.10 .014 ±.004	0.33 ±0.10 .013 ±.004	0.15 ±0.10 .006 ±.004	0.38 Max. .015 Max.	N/A
741X083	0402 X 4	8	4	Isolated	2.00 ±0.10 .079 ±.004		0.50 ±0.10 .020 ±.004		0.30 ±0.15 .012 ±.006			
741C083	0402 X 4	8	4	Isolated								
741X163	0402 X 8	16	8	Isolated	3.80 ±0.10 .150 ±.004	1.60 ±0.10 .063 ±.004	0.45 ±0.10 .020 ±.004	0.30 ±0.10 .012 ±.004	0.30 ±0.10 .012 ±.004	0.30 ±0.10 .012 ±.004		
742C043	0603 X 2	4	2	Isolated	1.60 ±0.20 .063 ±.008	1.60 ±0.20 .063 ±.008	0.80 ±0.05 .032 ±.002	0.60 ±0.10 -0.25 .024 ±.004 -0.10	0.50 ±0.15 .020 ±.006	0.30 ±0.20 .012 ±.008	0.40 ±0.15 .016 ±.006	N/A
742X083	0603 X 4	8	4	Isolated	3.20 ±0.20 .126 ±.008						0.30 ±0.15 .012 ±.006	
742C083	0603 X 4	8	4	Isolated							0.30 ±0.15 .012 ±.006	
742C163	0603 X 8	16	8	Isolated	6.40 ±0.20 .252 ±.008					0.40 ±0.15 .016 ±.006		
743C043	0805 X 2	4	2	Isolated	2.54 ±0.20 .100 ±.008	2.00 ±0.20 .079 ±.008	1.27 ±0.05 .050 ±.002	0.60 ±0.10 .024 ±.004	0.80 ±0.10 .031 ±.006	0.40 ±0.20 .016 ±.008	0.40 ±0.15 .016 ±.006	N/A
743C083	0805 X 4	8	4	Isolated	5.08 ±0.30 .200 ±.012							
744C043	1206 X 2	4	2	Isolated	2.54 ±0.20 .100 ±.008	3.20 ±0.20 .126 ±.008	1.27 ±0.05 .050 ±.002	0.60 ±0.10 .024 ±.004	0.80 ±0.10 .031 ±.006	0.50 ±0.20 .020 ±.008	0.50 ±0.15 .020 ±.006	N/A
744C083	1206 X 4	8	4	Isolated	5.08 ±0.30 .200 ±.012							
745C101		10	8	Bussed	6.40 ±0.20 .252 ±.008	3.20 ±0.20 .126 ±.008	1.27 ±0.05 .050 ±.002	0.60 ±0.10 .024 ±.004	0.60 ±0.15 .024 ±.006	0.35 ±0.15 .013 ±.006	0.55 ±0.15 .022 ±.006	N/A
745C102												
745X101		10	8	Bussed	6.40 ±0.20 .252 ±.008	3.20 ±0.20 .126 ±.008	1.27 ±0.05 .050 ±.002	0.60 ±0.10 .024 ±.004	0.90 ±0.15 .035 ±.006	0.50 ±0.20 .020 ±.008	0.50 ±0.15 .020 ±.006	1.10 ±0.15 .043 ±.006
745X102												
746X101		10	8	Bussed	3.30 ±0.10 .130 ±.004	1.65 ±0.15 .065 ±.006	0.64 ±0.05 .025 ±.002	0.60 ±0.10 .024 ±.004	0.35 ±0.05 .014 ±.002	0.40 ±0.10 .016 ±.004	0.45 ±0.10 .018 ±.004	0.50 ±0.05 .020 ±.002

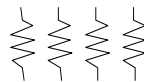
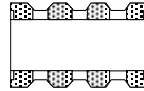
## Types of Circuits



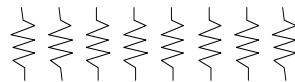
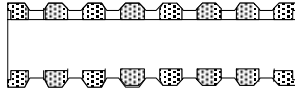
**741C083**  
4 Resistors  
8 Terminations



**741X043**  
2 Resistors  
4 Terminations



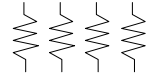
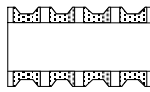
**741X083**  
4 Resistors  
8 Terminations



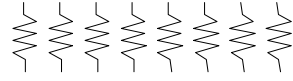
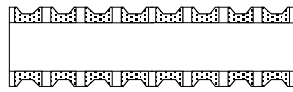
**741X163**  
8 Resistors  
16 Terminations



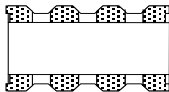
**742C043**  
2 Resistors  
4 Terminations



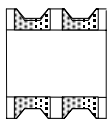
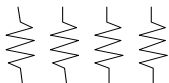
**742C083**  
4 Resistors  
8 Terminations



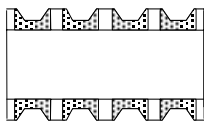
**742C163**  
8 Resistors  
16 Terminations



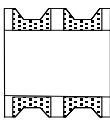
**742X083**  
4 Resistors  
8 Terminations



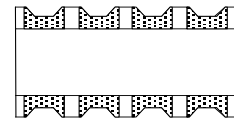
**743C043**  
2 Resistors  
4 Terminations



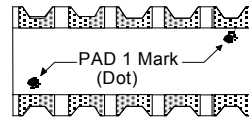
**743C083**  
4 Resistors  
8 Terminations



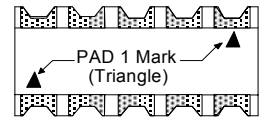
**744C043**  
2 Resistors  
4 Terminations



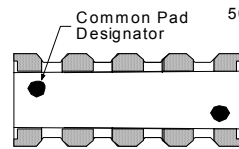
**744C083**  
4 Resistors  
8 Terminations



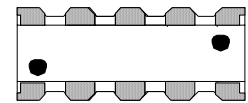
**745C101**  
8 Resistors  
10 Terminations



**745C102**  
8 Resistors  
10 Terminations

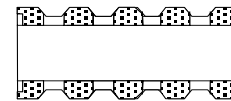


**745X101**  
8 Resistors  
10 Terminations

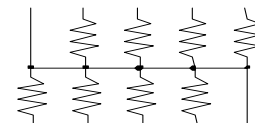


**745X102**  
8 Resistors  
10 Terminations

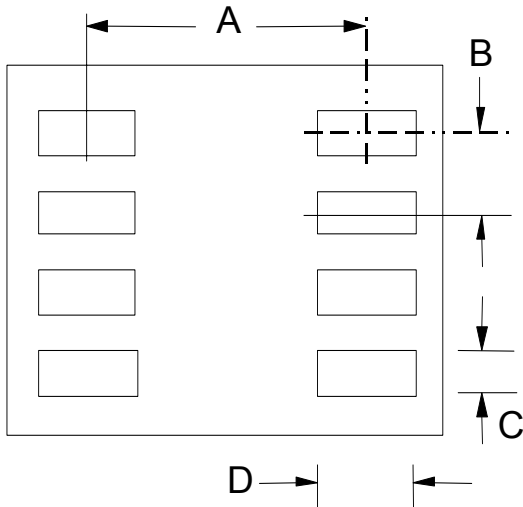
Note: The Marking Concept for Convex and Concave Series 745 is Different.



**746X101**  
8 Resistors  
10 Terminations



## Recommended Land Patterns



SERIES	DIMENSIONS mm/in			
	A	B	C	D
741X043	1.00	0.65	0.33	0.50
	.039	.026	.013	.020
741X083	1.00	0.50	0.30	0.50
	.039	.020	.012	.020
741C083	1.00	0.50	0.28	0.50
	.039	.020	.011	.020
741X163	1.60	0.50	0.30	0.80
	.063	.020	.012	.031
742	1.60	0.80	0.50	0.90
	.063	.032	.020	.035
743	2.00	1.27	0.80	1.00
	.079	.050	.031	.039
744	3.20	1.27	0.80	1.00
	.126	.050	.031	.039
745	3.20	1.27	0.90	1.30
	.126	.050	.035	.051
746	1.65	0.64	0.35	0.80
	.065	.025	.014	.031

## Environmental Performance Specifications

Test	Max. Delta R		Test Description
	741	742-746	
Thermal Cycle	1.00%	1.00%	5 Cycles -55°C to +125°C
Short Time Overload	2.50%	1.00%	2½ X Rated Working Voltage for 5 Seconds
Moisture Resistance	5.00%	2.00%	240 Hours 10% rated load, -10°C to +65°C, 90% R.H.
High Temperature Exposure	1.00%	1.00%	1000 Hours, no load, +125°C
Load Life	5.00%	2.00%	1000 Hours @ 70°C, rated load
Resistance to Solder Heat	2.50%	1.00%	10 Seconds @ 260°C solder
Resistance to Solvents			Isopropyl alcohol, Freon TMC
Solderability			RMA Flux, 230°C, 5 Seconds dip, 95% coverage

## Standard Resistor Values & EIA Code

Ohms	Code	Ohms	Code	Ohms	Code	Ohms	Code	Ohms	Code	Ohms	Code
0	000X	68	680	470	471	3.9K	392	33K	333	270K	274
10	100	75	750	510	511	4.7K	472	39K	393	330K	334
12	120	82	820	560	561	5.1K	512	47K	473	390K	394
15	150	100	101	680	681	5.6K	562	51K	513	470K	474
18	180	110	111	820	821	6.8K	682	56K	563	510K	514
22	220	120	121	1K	102	8.2K	822	68K	683	560K	564
27	270	150	151	1.2K	122	10K	103	82K	823	680K	684
33	330	180	181	1.5K	152	12K	123	100K	104	820K	824
39	390	220	221	1.8K	182	15K	153	120K	124	1M	105
47	470	270	271	2.2K	222	18K	183	150K	154		
51	510	330	331	2.7K	272	22K	223	180K	184		
56	560	390	391	3.3K	332	27K	273	220K	224		

### How to Order

#### Part Code

See Standard Package Outlines (Page 2)

742C083 101 J P

#### Lead-Free

Insert "P" for Lead-Free; otherwise blank

#### Resistor Code

#### Tolerance

J =  $\pm 5\%$  (Standard) 3-digit code  
 G =  $\pm 2\%$  3-digit code  
 F =  $\pm 1\%$  4-digit code  
 X for zero ohm jumper

3 Digit Resistor Code – Refer to the EIA Code noted above.

4 Digit Resistor Code (used only for 1% tolerance) – The first three digits are significant and fourth digit is multiplier; "R" indicates decimal on values less than 10 ohms.

Examples: 10R0 = 10 ohms  
 1000 = 100 ohms  
 1001 = 1k ohms  
 1002 = 10k ohms

Example: 742C08310R0F



Note: Lead-Free finish is plated "matte" Sn over Ni.

### Tape & Reel Information

Style	741X043 741C083 741X083	742C043 741X163	742C083 742X083	742C163	743C043	743C083	744C043	744C083	745C101 745C102	745X101 745X102	746X101
Parts/Reel	10,000	5,000	5,000	4,000	4,000	4,000	4,000	2,000	4,000	4,000	5,000
Pitch	2mm	4mm	4mm	4mm	4mm	4mm	4mm	8mm	4mm	4mm	4mm
Carrier Width	8mm	8mm	8mm	12mm	8mm	12mm	8mm	12mm	12mm	12mm	8mm
Material	Paper	Paper	Paper	Plastic	Plastic	Plastic	Plastic	Plastic	Plastic	Plastic	Paper

## Looking for pricing, stock, or lifecycle information?

Click below to explore more details on WIN SOURCE:

-  [View 743C083220JP on WIN SOURCE](#)
-  [CTS Resistor Products Information](#)

## Optimize Your Supply Chain with WIN SOURCE Solutions

-  Global Sourcing Solution
-  Obsolete Management
-  Cost Control Management
-  Shortage Management
-  Alternative Solution
-  Excess Inventory Management