



THE DATASHEET OF
S558-5999-Q9-F





ELECTRICAL CHARACTERISTICS @ 25°C

TURNS RATIO
 TX SIDE: 1CT : 1CT
 RX SIDE: 1CT : 1CT

POLARITY :
 RX 4°&37°, 7°&34°, 14°&27°, 17°&24°
 TX 1°&40°, 10°&31°, 11°&30°, 20°&21°
 IN PHASE

DCL
 350µH MIN. @ 100KHZ, 100mV
 WITH 8mA D.C. BIAS.

INSERTION LOSS
 @ 100KHZ - 80MHZ 1.0 dB MAX

RETURN LOSS
 MEASURED UNDER A
 100 Ω ENVIRONMENT
 @ 0.1MHZ - 30MHZ 18 dB MIN.
 @ 30MHZ - 60MHZ 18-20 LDG((F/30MHZ))
 @ 60MHZ - 80MHZ 12 dB MIN.

COMMON TD DIFFERENTIAL
 @ 0.1MHZ TD 100MHZ 40 dB MIN.

MODE REJECTION
 COMMON TD COMMON
 @ 0.1MHZ TD 100MHZ 35 dB MIN.
 MODE REJECTION
 @ 100MHZ TD 500MHZ 20 dB MIN.

CROSSTALK
 @ 0.1MHZ TD 100MHZ 32 dB MIN.
 LEAKAGE CURRENT LESS THAN 1mA AT 1500VAC

HIPOT

NOTES :

THIS PRODUCT HAS BEEN SUPPLYING TO
 JAPAN CUSTOMERS. PCN PROCESS NEEDS
 TO COMPLY WITH 4M CRITERIA.

REV. : A

PAGE : 2

PART NO. / DRAWING NO.

STANDARD DIM. [] METRIC DIM. AS REF.

S558-5999-09-F

TOL. IN INCH

UNIT : INCH [mm]

FILE NAME

.X

SCALE : N/A

S558599909FA.DWG

.XX



SIZE : A4

.XXX



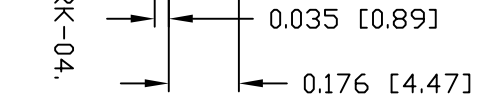

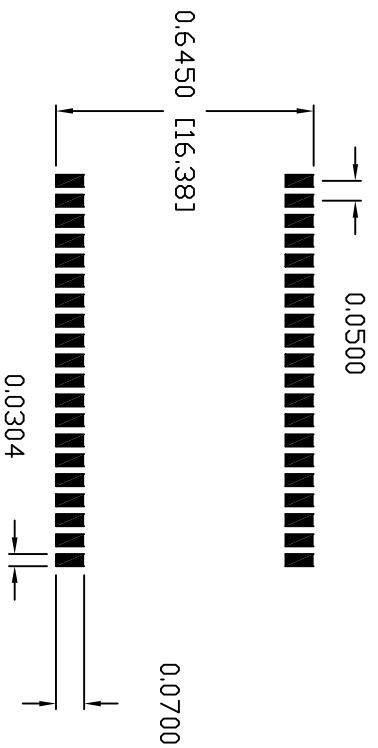
POWER | PROTECT | CONNECT

AL SPECIFICATION

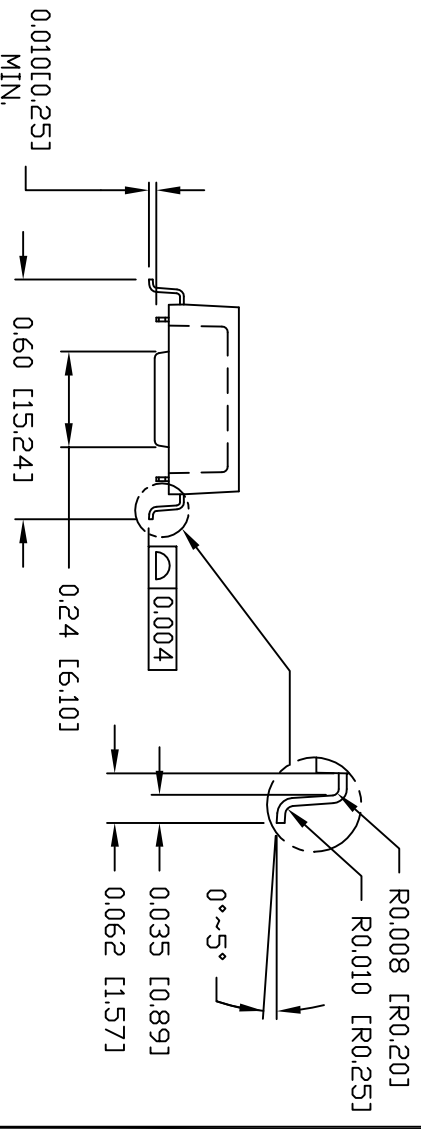
8-5999-09-F



SUGGESTED PCB PAD LAYOUT



HAND-WORK-04.



5 TO JAPAN CUSTOMERS,
WITH 4M CRITERIA.

REV. : A PAGE : 3

PART NO. / DRAWING NO. S558-5999-Q9-F		STANDARD DIM. [] METRIC DIM. AS REF.	
FILE NAME S5585999Q9FA.DWG	TOL. IN INCH .X .XX .XXX	UNIT : INCH [mm]	SCALE : N/A
	±0.01 ±0.005		SIZE : A4





POWER | PROTECT | CONNECT

ICAL DRAWING
3-5999-Q9-F

Looking for pricing, stock, or lifecycle information?

Click below to explore more details on WIN SOURCE:

-  [View S558-5999-Q9-F on WIN SOURCE](#)
-  [Bel Fuse Inc. Information](#)

Optimize Your Supply Chain with WIN SOURCE Solutions

-  Global Sourcing Solution
-  Obsolete Management
-  Cost Control Management
-  Shortage Management
-  Alternative Solution
-  Excess Inventory Management