

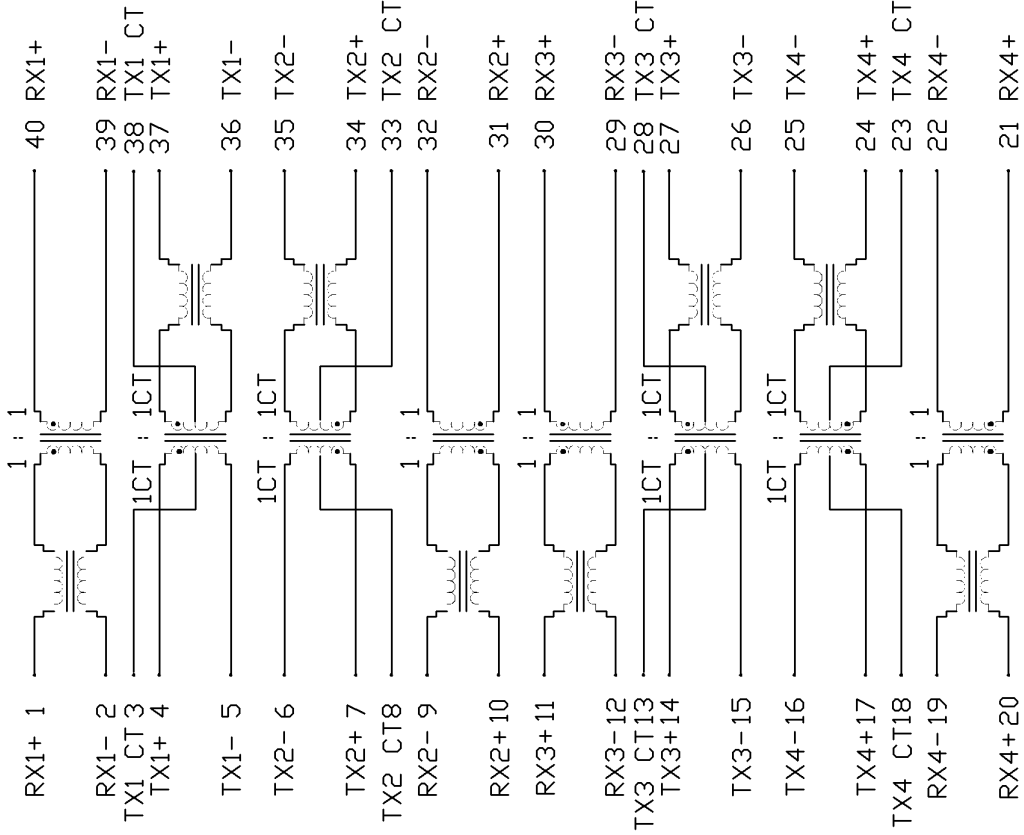


THE DATASHEET OF
S558-5999B47-F



THE INFORMATION CONTAINED HEREIN IS CONSIDERED "PROPRIETARY" TO BEL FUSE INC. AND SHALL NOT BE COPIED, REPRODUCED OR DISCLOSED WITHOUT THE WRITTEN APPROVAL OF BEL FUSE INC.

SCHEMATIC



ELECTRICAL CHARACTERISTICS @ 25°C

1CT : 1CT 1 : 1	1CT : 1CT 1 : 1
PER DOT CON	
350µH MIN @1 WITH 8mA DC	
1.0dB MAX @30	
18.0dB MIN @1 13.5dB MIN @3 12.0dB MIN @6	
40dB MIN @0.3	
35dB MIN @0.1	
35dB MIN @0.1	
PER HAND-WO	
0°C TO 70°C	

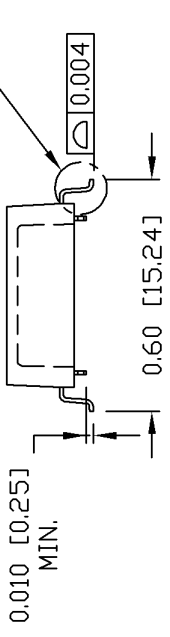
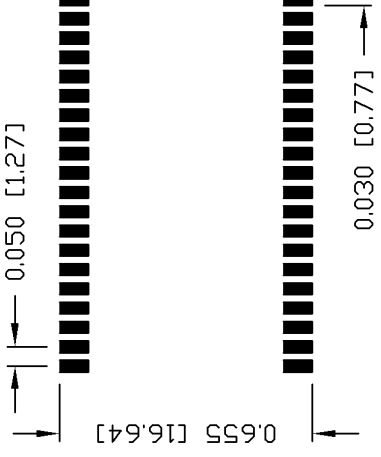
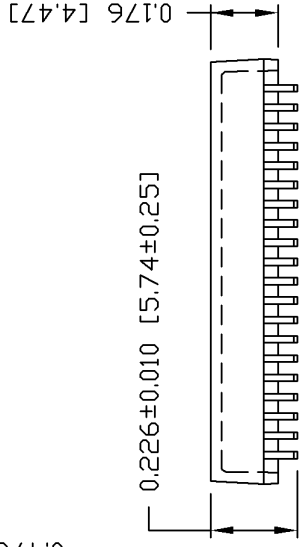
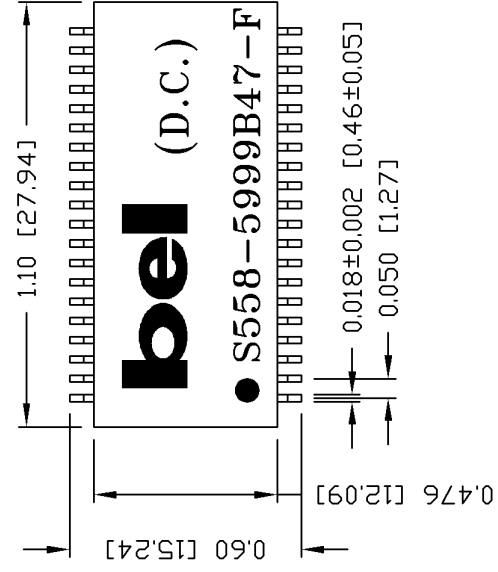
ORIGINATED BY CHAN CH	DATE 06-04-08	TITLE ELECTRICAL SPECIFICATION	PART NO. / DRAWING NO. X5585999B47F	STANDARD DIM. TOL. IN INCH	[] ME UNIT :
DRAWN BY YH Lai	DATE 06-04-08	S558-5999B47-F	FILE NAME X5585999B47FA.DWG	.X .XX .XXX	SCALE ①

This document is electronically generated. This is a controlled copy if used internally

DC002(2)032305

THE INFORMATION CONTAINED HEREIN IS CONSIDERED "PROPRIETARY" TO BEL FUSE INC. AND SHALL NOT BE COPIED, REPRODUCED OR DISCLOSED WITHOUT THE WRITTEN APPROVAL OF BEL FUSE INC.

SUGGESTED PCB PAD LAYOUT



NOTES:

1. STANDARD MARKING REFER TO DOC. HAND-WORK-04.
2. PACKAGE CODE: "RRS001".

ORIGINATED BY	DATE	TITLE	PART NO. / DRAWING NO.	STANDARD DIM.	[] MET
CHAN CH	06-04-08	MECHANICAL OUTLINE	X5585999B47F	TOL. IN INCH	UNIT :
DRAWN BY	DATE	S558-5999B47-F	FILE NAME	.X	SCALE
YH Laj	06-04-08		X5585999B47FA.DWG	.XX ±0.01	
				.XXX ±0.005	⊕

This document is electronically generated. This is a controlled copy if used internally

DC002(2)032305

Looking for pricing, stock, or lifecycle information?

Click below to explore more details on WIN SOURCE:

 [View S558-5999B47-F on WIN SOURCE](#)

 [Bel Fuse Inc. Information](#)

Optimize Your Supply Chain with WIN SOURCE Solutions

-  Global Sourcing Solution
-  Obsolete Management
-  Cost Control Management
-  Shortage Management
-  Alternative Solution
-  Excess Inventory Management