



# THE DATASHEET OF RS1505M



**SINGLE-PHASE GLASS PASSIVATED  
SILICON BRIDGE RECTIFIER**  
VOLTAGE RANGE 50 to 1000 Volts CURRENT 15 Amperes

**FEATURES**

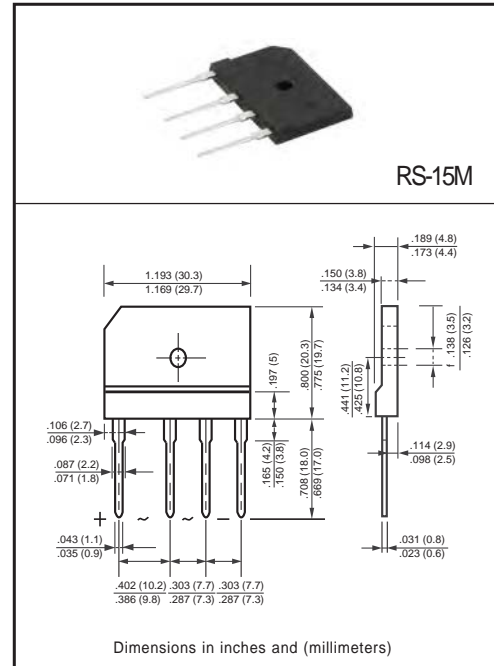
- \* Low leakage
- \* Low forward voltage
- \* Surge overload rating : 250 amperes peak
- \* Mounting position: Any
- \* Ideal for printed circuit boards
- \* High forward surge current capability

**MECHANICAL DATA**

- \* Epoxy: Device has UL flammability classification 94V-O
- \* UL list the recognized component directory, file #E94233

**MAXIMUM RATINGS AND ELECTRICAL CHARACTERISTICS**

Ratings at 25 °C ambient temperature unless otherwise specified.  
resistive or inductive load.



**MAXIMUM RATINGS** (\*@ TA=25 °C unless otherwise noted)

RATINGS	SYMBOL	RS1501M	RS1502M	RS1503M	RS1504M	RS1505M	RS1506M	RS1507M	UNITS
Maximum Recurrent Peak Reverse Voltage	V <sub>RRM</sub>	50	100	200	400	600	800	1000	Volts
Maximum RMS Voltage	V <sub>RMS</sub>	35	70	140	280	420	560	700	Volts
Maximum DC Blocking Voltage	V <sub>DC</sub>	50	100	200	400	600	800	1000	Volts
Maximum Average Forward Rectified Current at T <sub>C</sub> = 100°C	I <sub>O</sub>	15							Amps
Peak Forward Surge Current 8.3 ms single half sine-wave superimposed on rated load (JEDEC method)	I <sub>FSM</sub>	250							Amps
Typical Current Squared Time	I <sup>2</sup> T	259.3							A <sup>2</sup> S
Insulation voltage	Viso	3000							Volts
Typical Thermal Resistance (Note 1)	R <sub>θJC</sub>	1.5							°C/W
	R <sub>θJA</sub>	22							
Operating and Storage Temperature Range	T <sub>J</sub> , T <sub>STG</sub>	-55 to + 150							°C

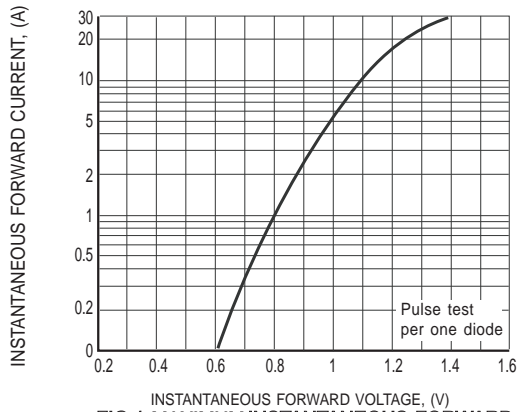
**ELECTRICAL CHARACTERISTICS** (\*@TA=25 °C unless otherwise noted)

CHARACTERISTICS	SYMBOL	RS1501M	RS1502M	RS1503M	RS1504M	RS1505M	RS1506M	RS1507M	UNITS
Maximum Instantaneous Forward Voltage at 7.5A DC	V <sub>F</sub>	1.05							Volts
Maximum DC Reverse Current at Rated DC Blocking Voltage	@ T <sub>A</sub> = 25°C	0.5							uAmps
	@ T <sub>A</sub> = 150°C	500							

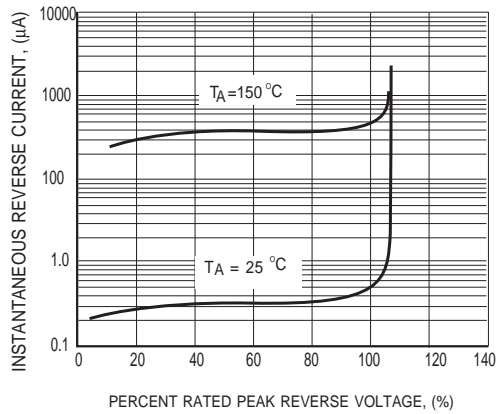
NOTES : 1. Thermal Resistance : Heat-sink case mounted or if PCB mounted.  
2. \* ROHS compliant\*

2019-06  
REV:D

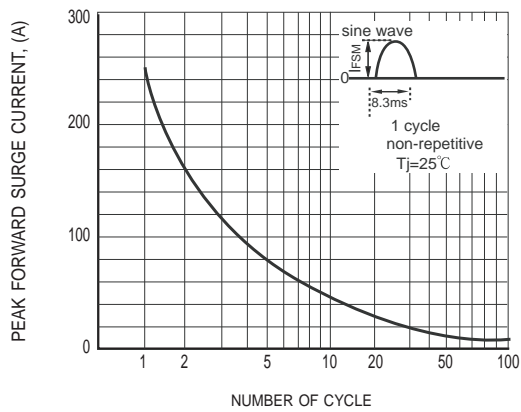
# RATING AND CHARACTERISTIC CURVES (RS1501M THRU RS1507M)



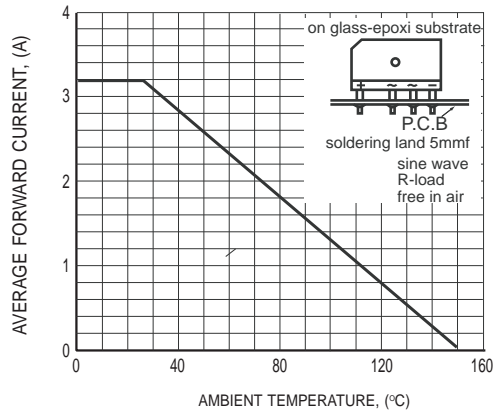
**FIG.1 MAXIMUM INSTANTANEOUS FORWARD CHARACTERISTICS**



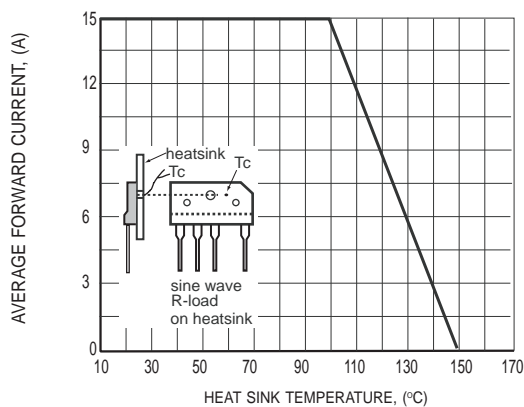
**FIG.2 MAXIMUM REVERSE CHARACTERISTICS**



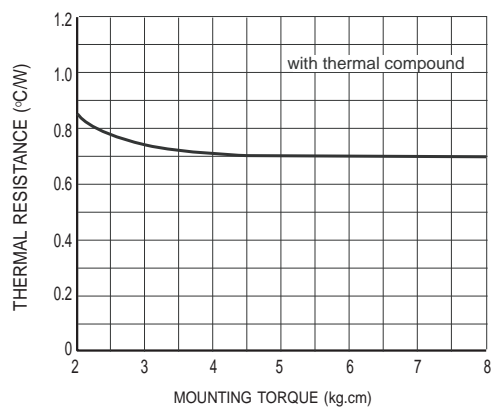
**FIG.3 SURGE FORWARD CURRENT CAPABILITY**



**FIG.4 TYPICAL FORWARD CURRENT DERATING CURVE**

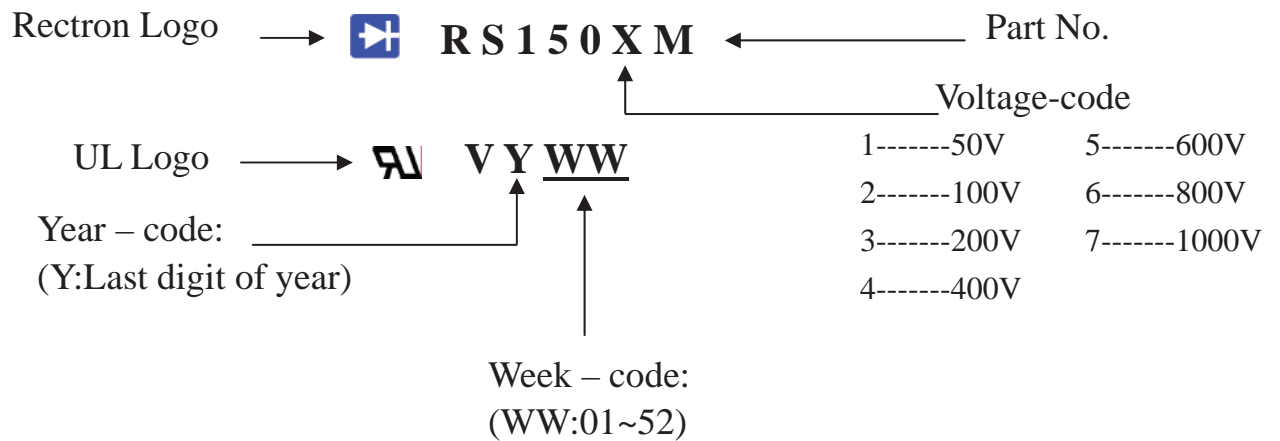


**FIG.5 TYPICAL FORWARD CURRENT DERATING CURVE**



**FIG.6 CONTACT THERMAL RESISTANCE for**

## Marking Description



## PACKAGING OF DIODE AND BRIDGE RECTIFIERS

### BULK PACK

PACKAGE	PACKING CODE	EA PER BOX	INNER BOX SIZE (mm)	CARTON SIZE (mm)	EA PER CARTON	GROSS WEIGHT(Kg)
RS-15M	-B	300	230*190*46	410*243*157	1,800	13.37

eg(TYPE):RS1507M-B

### TUBE PACK

PACKAGE	PACKING CODE	EA PER BOX	INNER BOX SIZE (mm)	CARTON SIZE (mm)	EA PER CARTON	WEIGHT(Kg)
RS-15M	-C	600	490*135*110	510*293*131	1,200	13.12

eg(TYPE):RS1507M-C



## DISCLAIMER NOTICE

Rectron Inc reserves the right to make changes without notice to any product specification herein, to make corrections, modifications, enhancements or other changes. Rectron Inc or anyone on its behalf assumes no responsibility or liability for any errors or inaccuracies. Data sheet specifications and its information contained are intended to provide a product description only. "Typical" parameters which may be included on RECTRON data sheets and/ or specifications can and do vary in different applications and actual performance may vary over time. Rectron Inc does not assume any liability arising out of the application or use of any product or circuit.

Rectron products are not designed, intended or authorized for use in medical, life-saving implant or other applications intended for life-sustaining or other related applications where a failure or malfunction of component or circuitry may directly or indirectly cause injury or threaten a life without expressed written approval of Rectron Inc. Customers using or selling Rectron components for use in such applications do so at their own risk and shall agree to fully indemnify Rectron Inc and its subsidiaries harmless against all claims, damages and expenditures.

## Looking for pricing, stock, or lifecycle information?

Click below to explore more details on WIN SOURCE:

-  [View RS1505M on WIN SOURCE](#)
-  [Rectron USA Information](#)

## Optimize Your Supply Chain with WIN SOURCE Solutions

-  Global Sourcing Solution
-  Obsolete Management
-  Cost Control Management
-  Shortage Management
-  Alternative Solution
-  Excess Inventory Management