



**THE DATASHEET OF
57-21/B7C-AS1T2M/BF**





LIGHTING FOREVER

Technical Data Sheet

Side View LED

57-21/B7C-AS1T2M/BF

Features

- Fluorescence Type
- High Luminous Intensity
- High Efficiency
- Pb-free
- The product itself will remain within RoHS compliant version.



Descriptions

- The 57-21series is available in soft orange, green, blue and yellow. Due to the package design, the LED has wide viewing angle and optimized light coupling by inter reflector. This feature makes ideal for light pipe application. The low current requirement makes this device ideal for portable equipment or any other application where power is at a premium.

Applications

- OA equipment
- Backlighting of full color LCD
- Automotive equipment
- Replacement of conventional light bulbs and Fluorescent Lamps

Device Selection Guide

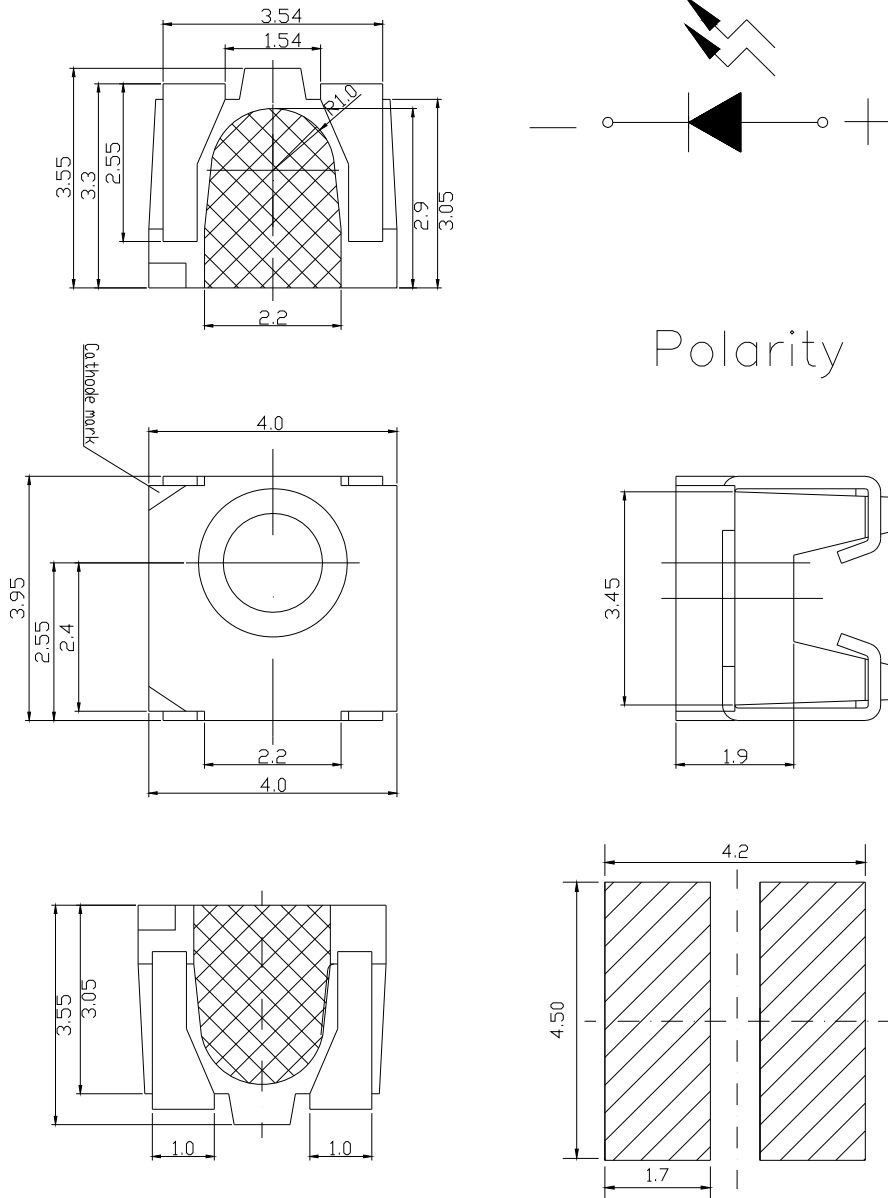
Chip	Emitted Color	Resin Color
Material		
InGaN	Blue	Water Clear

Technical Data Sheet

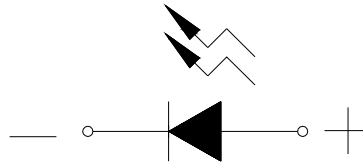
Side View LED

57-21/B7C-AS1T2M/BF

Package Outline Dimensions



Polarity



Note: Tolerances unless mentioned are ± 0.1 mm, unit = mm.



Technical Data Sheet

Side View LED

57-21/B7C-AS1T2M/BF**Absolute Maximum Ratings (Ta=25°C)**

Parameter	Symbol	Rating	Unit
Reverse Voltage	V _R	5	V
Forward Current	I _F	30	mA
Peak Forward Current (Duty 1/10 @1KHz)	I _{FP}	100	mA
Power Dissipation	P _d	110	mW
Electrostatic Discharge(HBM)	ESD	1000	V
Operating Temperature	T _{opr}	-40 ~ +85	°C
Storage Temperature	T _{stg}	-40 ~ +90	°C
Soldering Temperature	T _{sol}	Reflow Soldering : 260°C for 10 sec. Hand Soldering : 350°C for 3 sec.	

Electro-Optical Characteristics (Ta=25°C)

Parameter	Symbol	Min.	Typ.	Max.	Unit	Condition
Luminous Intensity	I _v	180	----	450	mcd	I _F =20mA
Viewing Angle	2θ _{1/2}	----	120	----	deg	
Peak Wavelength	λ _p	----	468	----	nm	
Dominant Wavelength	λ _d	464.5	----	476.5	nm	
Spectrum Radiation Bandwidth	Δλ	----	25	----	nm	
Forward Voltage	V _F	2.75	----	3.95	V	
Reverse Current	I _R	----	----	50	μA	V _R =5V

Notes:

1. Tolerance of Luminous Intensity: ±11%
2. Tolerance of Dominant Wavelength: ±1nm
3. Tolerance of Forward Voltage: ±0.05V

**Technical Data Sheet****Side View LED****57-21/B7C-AS1T2M/BF****Bin Range of Dominant Wavelength**

Groups	Bin	Min	Max	Unit	Condition
A	A9	464.5	467.5	nm	I _F =20mA
	A10	467.5	470.5		
	A11	470.5	473.5		
	A12	473.5	476.5		

Bin Range of Luminous Intensity

Bin Code	Min.	Max.	Unit	Conduction
S1	180	225	mcd	I _F =20mA
S2	225	285		
T1	285	360		
T2	360	450		

Bin Range of Forward Voltage

Groups	Bin	Min	Max	Unit	Condition
M	5	2.75	3.05	volt	I _F =20mA
	6	3.05	3.35		
	7	3.35	3.65		
	8	3.65	3.95		

Notes:

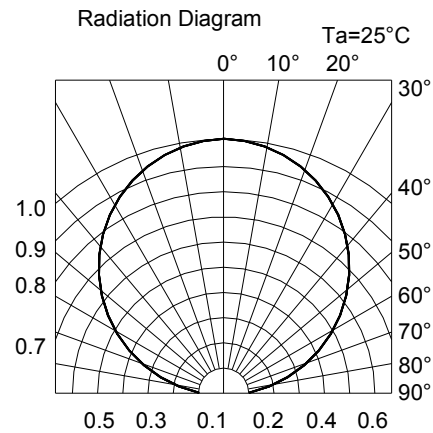
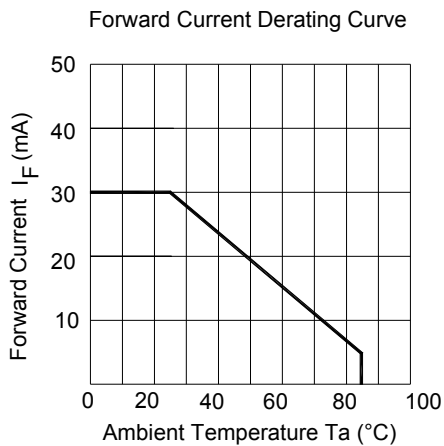
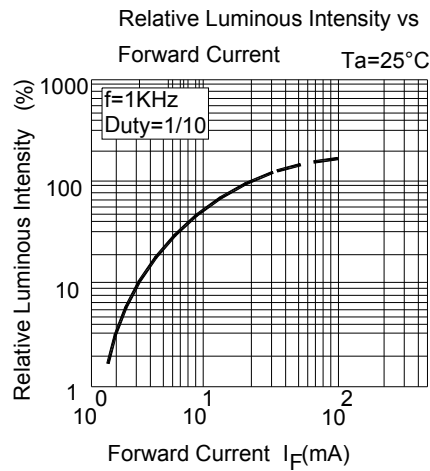
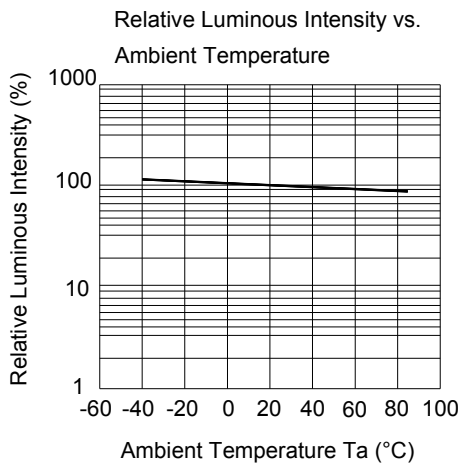
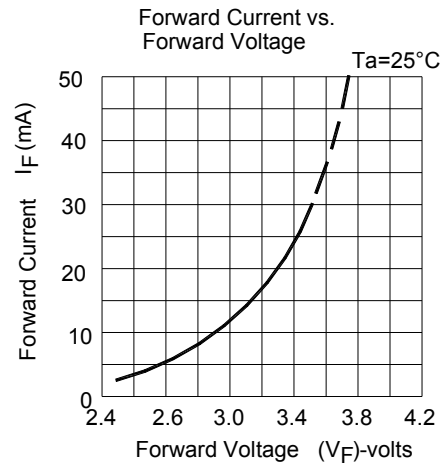
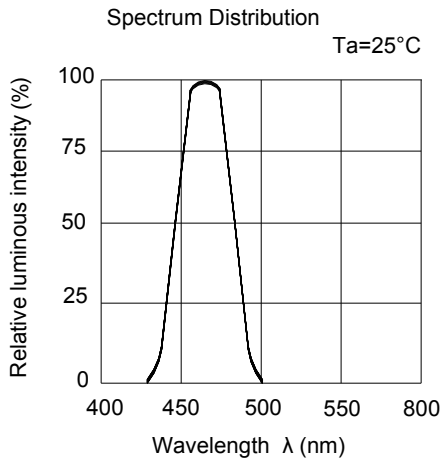
1. Tolerance of Luminous Intensity: ±11%
2. Tolerance of Dominant Wavelength: ±1nm
3. Tolerance of Forward Voltage: ±0.1V

Technical Data Sheet

Side View LED

57-21/B7C-AS1T2M/BF

Typical Electro-Optical Characteristics Curves





Technical Data Sheet

Side View LED

57-21/B7C-AS1T2M/BF

Label Explanation

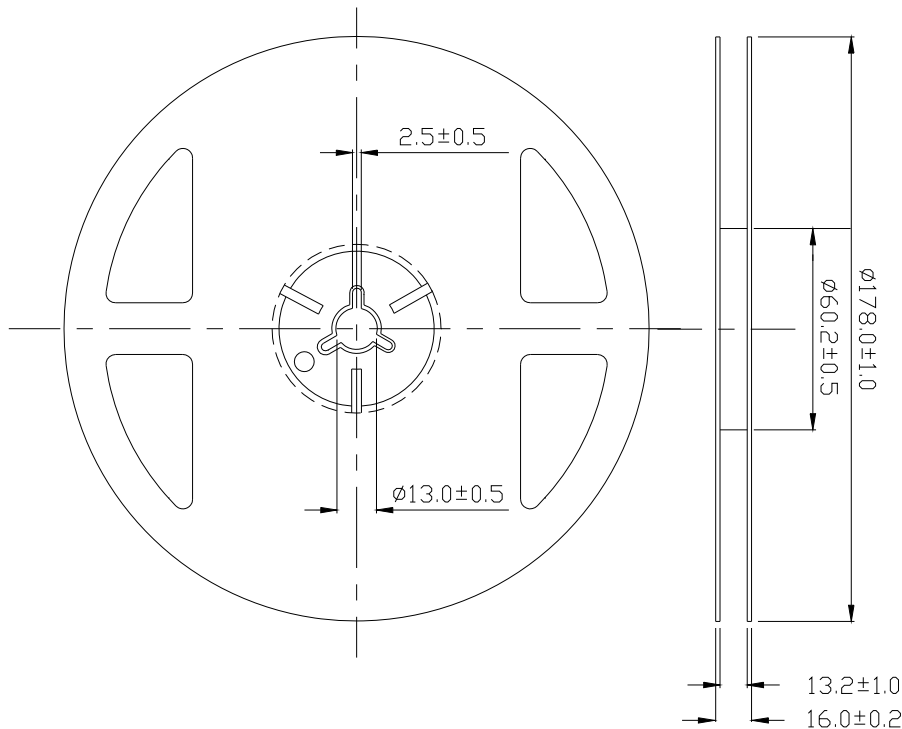
CAT: Luminous Intensity Rank

HUE: Dom. Wavelength Rank

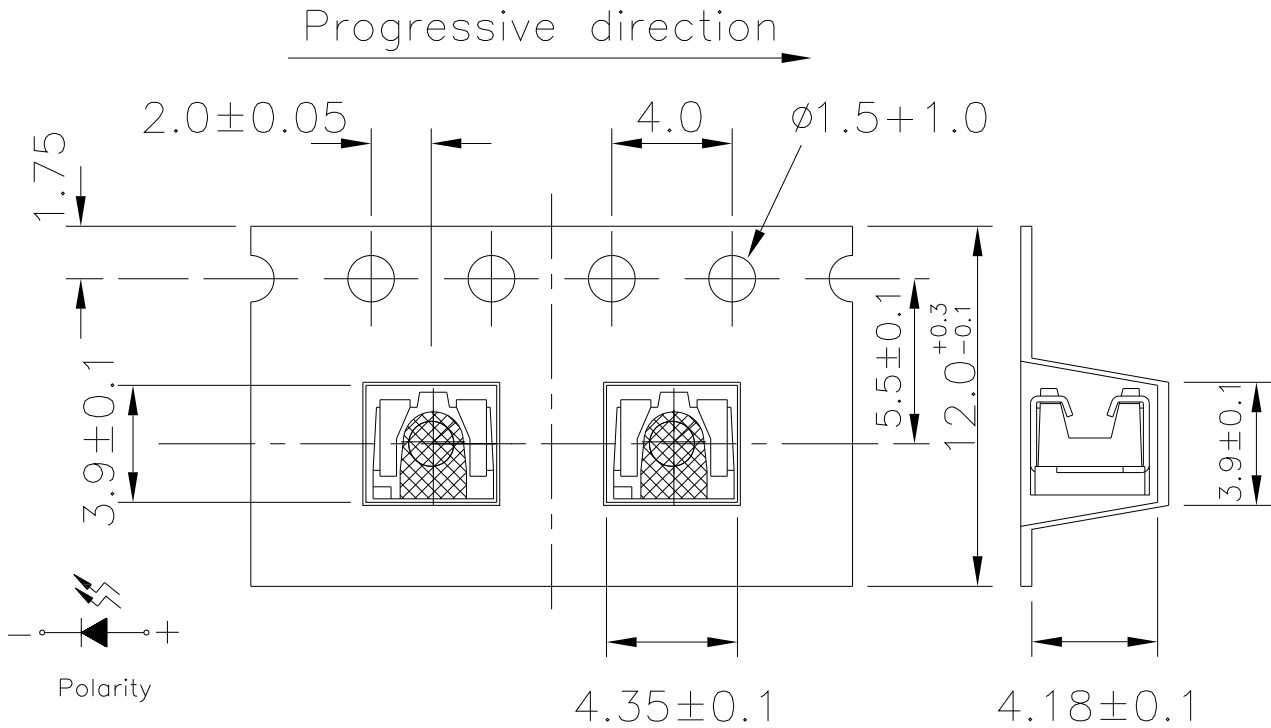
REF: Forward Voltage Rank



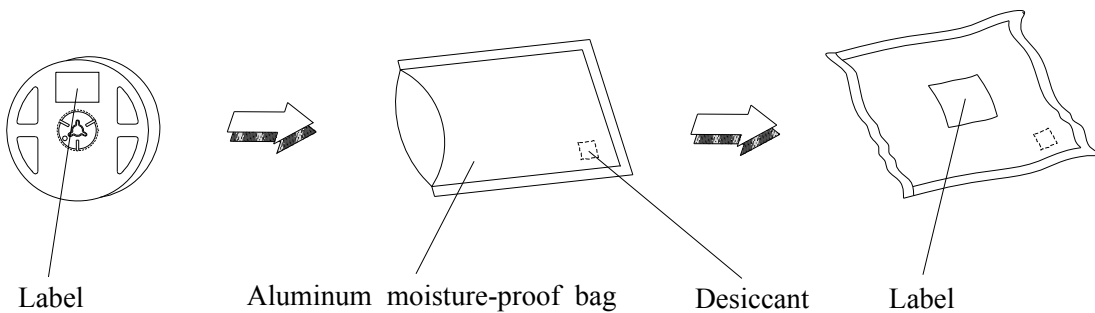
Reel Dimensions



Note: Tolerance unless mentioned is ±0.1mm, unit = mm.

Technical Data Sheet
Side View LED
57-21/B7C-AS1T2M/BF
Carrier Tape Dimensions: Loaded Quantity 500 pcs. Per Reel


Note: Tolerance unless mentioned is ± 0.1 mm, unit = mm.

Moisture Resistant Packaging




LIGHTING FOREVER

Technical Data Sheet

Side View LED

57-21/B7C-AS1T2M/BF

Reliability Test Items and Conditions

The reliability of products shall be satisfied with items listed below.

Confidence level : 90%

LTPD : 10%

No.	Items	Test Condition	Test Hours/Cycles	Sample Size	Ac/Re
1	Reflow Soldering	Temp. : 260°C±5°C Min. 5sec.	6 Min.	22 pcs.	0/1
2	Temperature Cycle	H : +100°C 15min ∫ 5 min L : -40°C 15min	300 Cycles	22 pcs.	0/1
3	Thermal Shock	H : +100°C 5min ∫ 10 sec L : -10°C 5min	300 Cycles	22 pcs.	0/1
4	High Temperature Storage	Temp. : 100°C	1000 Hrs.	22 pcs.	0/1
5	Low Temperature Storage	Temp. : -40°C	1000 Hrs.	22 pcs.	0/1
6	DC Operating Life	I _F = 20 mA	1000 Hrs.	22 pcs.	0/1
7	High Temperature / High Humidity	85°C / 85%RH	1000 Hrs.	22 pcs.	0/1

Technical Data Sheet**Side View LED****57-21/B7C-AS1T2M/BF****Precautions for Use**

1. Over-current-proof

Customer must apply resistors for protection; otherwise slight voltage shift will cause big current change (Burn out will happen).

2. Storage

2.1 Do not open moisture proof bag before the products are ready to use.

2.2 Before opening the package: The LEDs should be kept at 30°C or less and 90%RH or less.

2.3 After opening the package: The LED's floor life is 168 hours under 30°C or less and 60% RH or less.

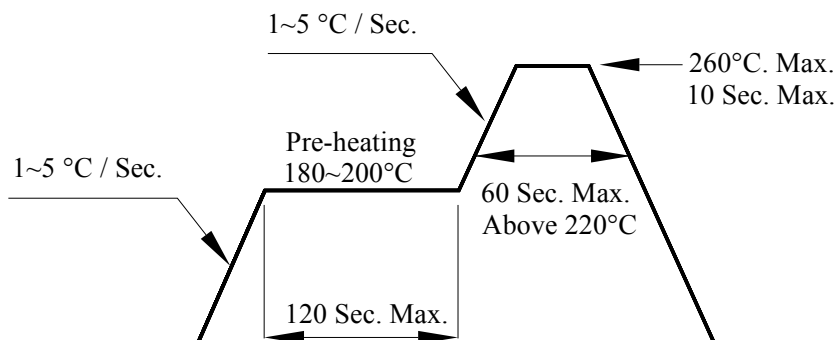
If unused LEDs remain, it should be stored in moisture proof packages.

2.4 If the moisture absorbent material (silica gel) has faded away or the LEDs have exceeded the storage time, baking treatment should be performed using the following conditions.

Baking treatment : 60±5°C for 24 hours.

3. Soldering Condition

3.1 Pb-free solder temperature profile



3.2 Reflow soldering should not be done more than two times.

3.3 When soldering, do not put stress on the LEDs during heating.

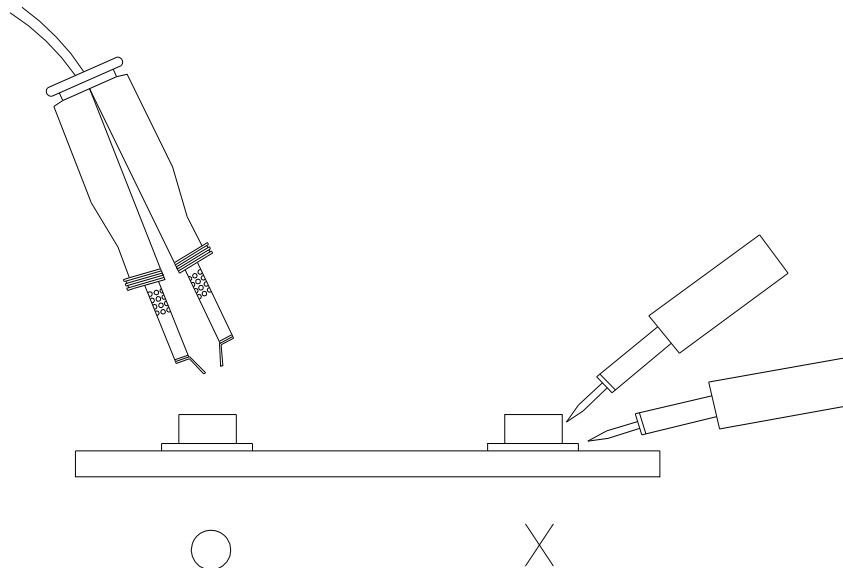
3.4 After soldering, do not warp the circuit board.

Technical Data Sheet**Side View LED****57-21/B7C-AS1T2M/BF****4. Soldering Iron**

Each terminal is to go to the tip of soldering iron temperature less than 350°C for 3 seconds within once in less than the soldering iron capacity 25W. Leave two seconds and more intervals, and do soldering of each terminal. Be careful because the damage of the product is often started at the time of the hand solder.

5. Repairing

Repair should not be done after the LEDs have been soldered. When repairing is unavoidable, a double-head soldering iron should be used (as below figure). It should be confirmed beforehand whether the characteristics of the LEDs will or will not be damaged by repairing.





EVERLIGHT ELECTRONICS CO., LTD.
Office: No 25, Lane 76, Sec 3, Chung Yang Rd,
Tucheng, Taipei 236, Taiwan, R.O.C

Tel: 886-2-2267-2000, 2267-9936
Fax: 886-2267-6244, 2267-6189, 2267-6306
<http://www.everlight.com>

Looking for pricing, stock, or lifecycle information?

Click below to explore more details on WIN SOURCE:

-  [View 57-21/B7C-AS1T2M/BF on WIN SOURCE](#)
-  [Everlight Electronics Co Ltd Information](#)

Optimize Your Supply Chain with WIN SOURCE Solutions

-  Global Sourcing Solution
-  Obsolete Management
-  Cost Control Management
-  Shortage Management
-  Alternative Solution
-  Excess Inventory Management