



THE DATASHEET OF
5512BL15B100E



"High Frequency Ceramic Solutions"

5.5 GHz Balun

Detail Specification: 01/03/03

P/N 5512BL15B100

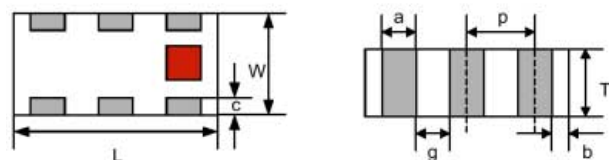
Page 1 of 2

Part Number	Frequency (MHz)	Impedance Unbal. / Bal.	Insertion Loss	Return Loss	Phase Difference	Amplitude Difference
5512BL15B100_	5150 - 5875	50/100 Ω	1.0 dB max.	9.5 dB min.	180° \pm 10°	2.0 dB max.

Input Power	Impedance	Operating Temperature Range	Reel Qty
3 Watts max	50 / 100 Ω	-40 to +85°C	4,000

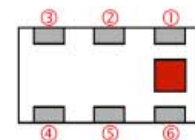
Mechanical Dimensions

	L	W	T	a	b	c	g	p
Inches	0.079 \pm .004	0.049 \pm .004	0.034 \pm .004	0.012 \pm .004	0.008 \pm .004	0.012 + .004/-0.008	0.014 \pm .004	0.026 \pm .002
mm	2.0 \pm 0.1	1.25 \pm 0.1	0.85 \pm 0.1	0.30 \pm 0.1	0.20 \pm 0.1	0.30+0.1/-0.2	0.35 \pm 0.1	0.65 \pm 0.05



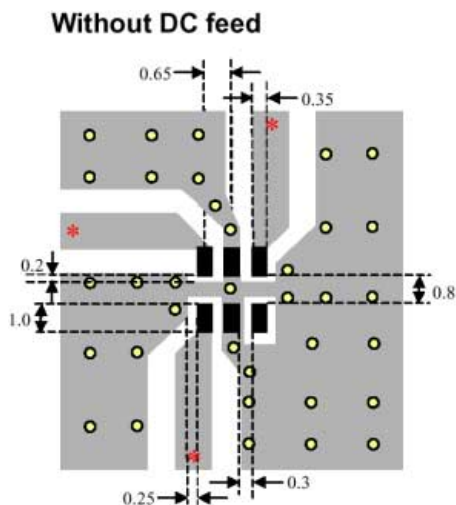
Terminal Configuration

1 Unbalanced Port	4 Balanced Port
2 GND or DC Feed	5 GND
3 Balanced Port	6 NC



Mounting Considerations

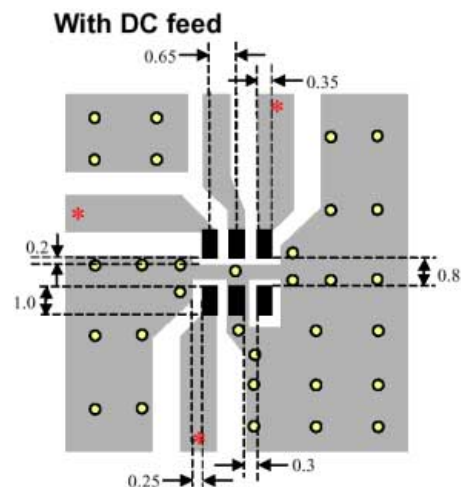
Mount devices with colored mark facing up.



* Line width should be designed to provide 50 Ω impedance matching characteristics.

- Solder Resist
- Land
- Through-hole (ϕ 0.3)

Units: mm



Johanson Technology, Inc. reserves the right to make design changes without notice.
All sales are subject to Johanson Technology, Inc. terms and conditions.

“High Frequency Ceramic Solutions”

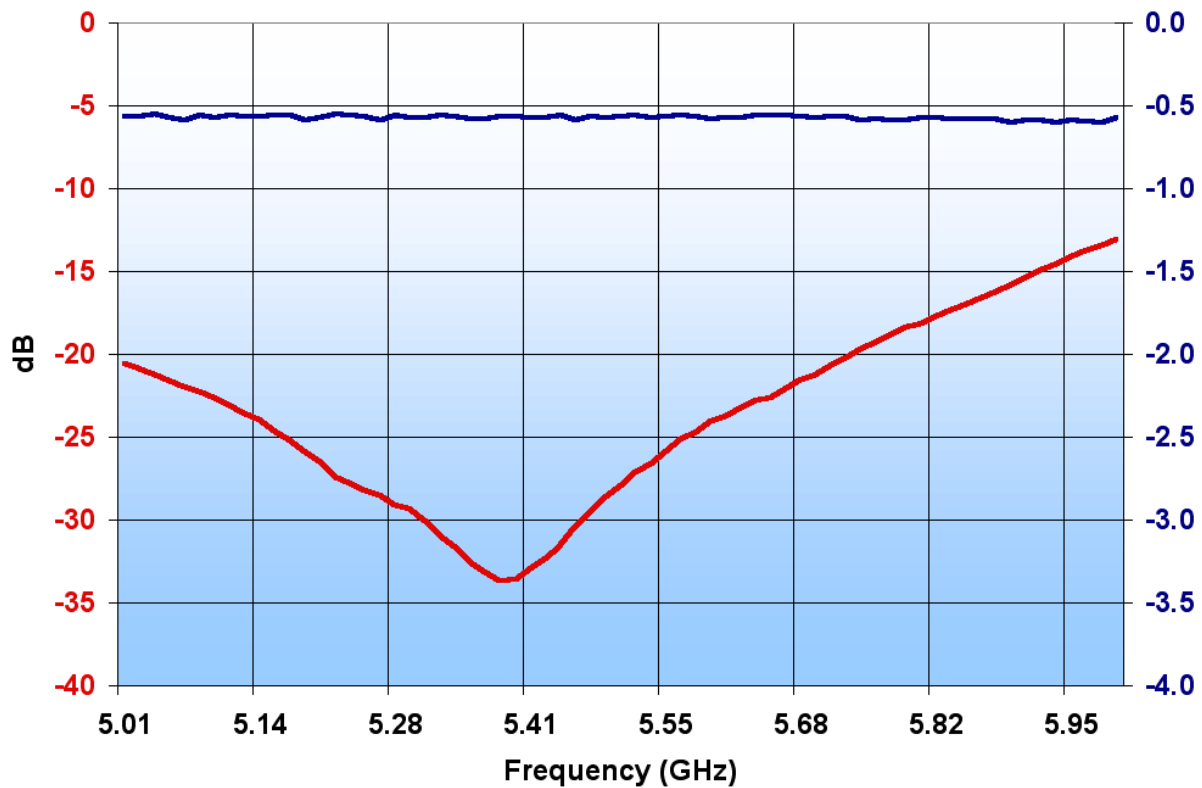
5.5 GHz Balun

Detail Specification: 01/03/03

P/N 5512BL15B100

Page 2 of 2

P/N 5512BL15B100 Balun Typical **Return Loss** & **Insertion Loss**



Looking for pricing, stock, or lifecycle information?

Click below to explore more details on WIN SOURCE:

 [View 5512BL15B100E on WIN SOURCE](#)

 [Johanson Technology Inc. Information](#)

Optimize Your Supply Chain with WIN SOURCE Solutions

-  Global Sourcing Solution
-  Obsolete Management
-  Cost Control Management
-  Shortage Management
-  Alternative Solution
-  Excess Inventory Management