




**THE DATASHEET OF  
PE-64518**



# THT Current Sense Transformers & Inductors



- Ⓢ VDE Approved
- Ⓢ Designed for switching power supply applications
- Ⓢ Transformer meets IEC950 insulation requirements
- Ⓢ Frequency range from 20kHz to 200kHz

## Electrical Specifications @ 25°C - Operating Temperature -40°C to +125°C

Part Number Transformer with 2-1 T Primaries	Schem. Figure	Part Number Transformer with 1T Primary	Schem. Figure	Part Number Inductor without Primary	Schem. Figure	Turns Ns	Secondary Inductance MH (MIN)	Secondary Inductance Test Voltage (15.75 KHz)	RS (Ω MAX)	RT (Ω MAX)	Primary Unipolar Amp μ Sec. Rating (MAX)	Primary Bipolar Amp μ Sec. Rating (MAX)
—	1C	PE-63586NL	1A	PE-51686NL	2A	50	5.0	0.5	0.7	50	150	300
PE-64487NL	1C	PE-63587NL	1A	PE-51687NL	2A	100	20.0	1.0	1.40	100	300	600
PE-64488NL	1C	PE-63588NL	1A	PE-51688NL	2A	200	80.0	2.0	4.50	200	600	1200
PE-64517NL	1D	—	—	PE-51717NL	2B	50CT	5.0	0.5	0.7	50	150	300
PE-64518NL	1D	PE-63618NL	1B	PE-51718NL	2B	100CT	20.0	1.0	1.40	100	300	600
PE-64519NL	1D	PE-63619NL	1B	PE-51719NL	2B	200CT	80.0	2.0	4.50	200	600	1200
—	—	PE-63691NL	1B	—	—	300CT	180.0	3.0	11.0	300	900	1800

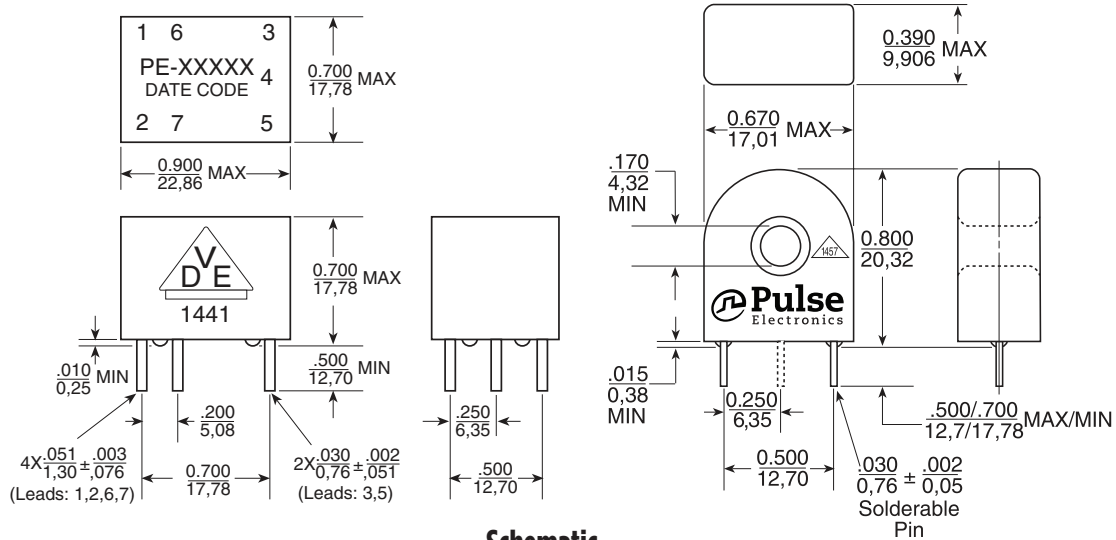
### Notes:

1. Maximum ratings specified with rated secondary terminating resistance and 1 turn primary.
2. Amp-microsecond (AμSec.) rating of primary equals volt microsecond (VμSec.) rating of secondary when secondary is terminated in rated resistance. (Amp - microsecond is equal to the product of a square pulse of current in amps, times the current pulse width in microseconds).
3. Maximum operating temperature 105°C (ambient plus rise).
4. When terminated with rated terminating resistance, the inductor scale factor is  $V_{out} = 1$  volt per amp. for center tapped units terminating resistance for each half of winding is listed value divided by two.
5. 1 turn primary peak sense current is 20 amps for all parts listed above.

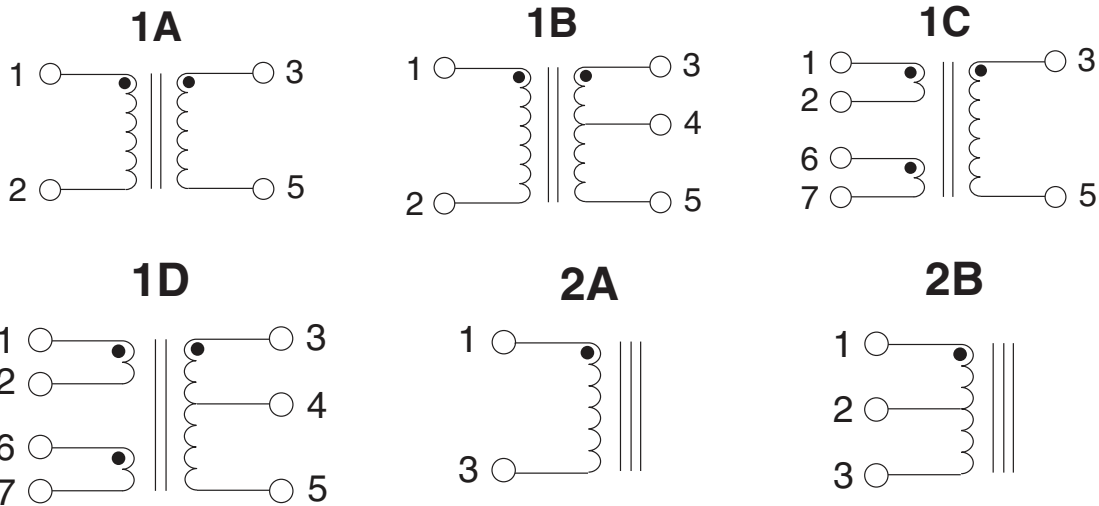
# THT Current Sense Transformers & Inductors

## Mechanicals

PE-XXXXX



## Schematic



## For More Information

**Pulse Worldwide Headquarters**  
15255 Innovation Dr. Ste. 100  
San Diego, CA 92128 U.S.A.

**Pulse Europe**  
Einsteinstrasse 1  
D-71083 Herrenberg  
Germany

**Pulse China Headquarters**  
B402, Shenzhen Academy of  
Aerospace Technol-  
ogy Bldg.  
10th Kejinan Road  
High-Tech Zone  
Nanshan District  
Shenzhen, PR China  
518057  
Tel: 86 755 33966678  
Fax: 86 755 33966700

**Pulse North China**  
Room 2704/2705  
Super Ocean Finance  
Ctr.  
2067 Yan An Road  
West  
Shanghai 200336  
China  
Tel: 86 21 62787060  
Fax: 86 2162786973

**Pulse South Asia**  
135 Joo Seng Road  
#03-02  
PM Industrial Bldg.  
Singapore 368363  
Tel: 65 6287 8998  
Fax: 65 6287 8998

**Pulse North Asia**  
3F, No. 198  
Zhongyuan Road  
Zhongli City  
Taoyuan County 320  
Taiwan R. O. C.  
Tel: 886 3 4356768  
Fax: 886 3 4356823 (Pulse)  
Fax: 886 3 4356820 (FRE)

Tel: 858 674 8100  
Fax: 858 674 8262

Tel: 49 7032 78060  
Fax: 49 7032 7806 135

Performance warranty of products offered on this data sheet is limited to the parameters specified. Data is subject to change without notice. Other brand and product names mentioned herein may be trademarks or registered trademarks of their respective owners. © Copyright, 2015. Pulse Electronics, Inc. All rights reserved.

## Looking for pricing, stock, or lifecycle information?

Click below to explore more details on WIN SOURCE:

 [View PE-64518 on WIN SOURCE](#)

 [Pulse Information](#)

## Optimize Your Supply Chain with WIN SOURCE Solutions

-  Global Sourcing Solution
-  Obsolete Management
-  Cost Control Management
-  Shortage Management
-  Alternative Solution
-  Excess Inventory Management