




**THE DATASHEET OF
PE-62911NL**



Common Mode EMI Suppression Inductors



- Low profile or vertical mounting available
- Windings balanced within one percent
- For use in switching power supply input filter circuits
- Dielectric strength 1250 V_{RMS}
- Designed with 3.0mm minimum creep distance between windings

Electrical Specifications @ 25°C - Operating Temperature -40°C to +125°C

Low Profile Part Number	Vertical Mount Part Number	Rated RMS Current (AMPS)	Load VA at RMS Line		Inductance at 1kHz (mH MIN)	Test Level Volts RMS 1.0 kHz	Leakage Inductance 130kHz (µH MIN)	DCR Max. each WDG (Ω)	Package Number	Lead Diameter Inches ±.003	
			117 V	220 V						Low Profile	Vertical Mount
PE-62891NL	PE-62911NL	1.8	210	420	10.0	0.50	130	0.240	1	0.032	0.032
PE-62892NL	PE-62912NL	3.5	400	800	3.0	0.20	35	0.060	1	0.032	0.032
PE-62893NL	PE-62913NL	6.0	700	1400	1.0	0.08	12	0.020	1	0.036	0.036
-	PE-62914NL	2.6	300	600	16.0	1.00	180	0.160	2	0.032	0.040
PE-62895NL	PE-62915NL	3.2	375	750	8.0	0.50	90	0.120	2	0.032	0.040
PE-62896NL	PE-62916NL	5.2	600	1200	4.0	0.20	45	0.040	2	0.036	0.036
PE-62897NL	PE-62917NL	7.5	875	1750	2.0	0.08	25	0.020	2	0.047	0.047

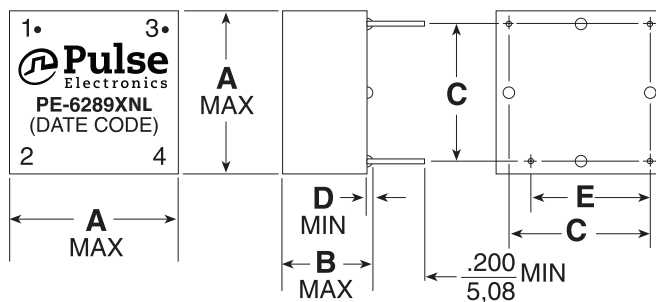
Notes:

1. Rated RMS current for 40°C rise at any input voltage.
2. **Caution** — do not exceed rated RMS current ratings.
3. To order a RoHS compliant part, add the suffix “NL” to the part number (i.e. PE-62891 becomes PE-62891NL).

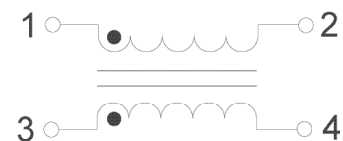
Mechanical

Schematic

PE-6289XNL



Package Number	A	B	C	D	E
1	$\frac{1.25}{31,75}$	$\frac{.600}{15,24}$	$\frac{.100}{25,40}$	$\frac{.015}{0,38}$	$\frac{.900}{22,86}$
2	$\frac{1.50}{38,10}$	$\frac{.800}{20,32}$	$\frac{1.28}{32,51}$	$\frac{.010}{0,25}$	$\frac{1.083}{27,50}$



Dimensions: $\frac{\text{Inches}}{\text{mm}}$

Unless otherwise specified, all tolerances are $\pm \frac{.010}{0,25}$

USA 858 674 8100

Germany 49 7032 7806 0

Singapore 65 6287 8998

Shanghai 86 21 62787060

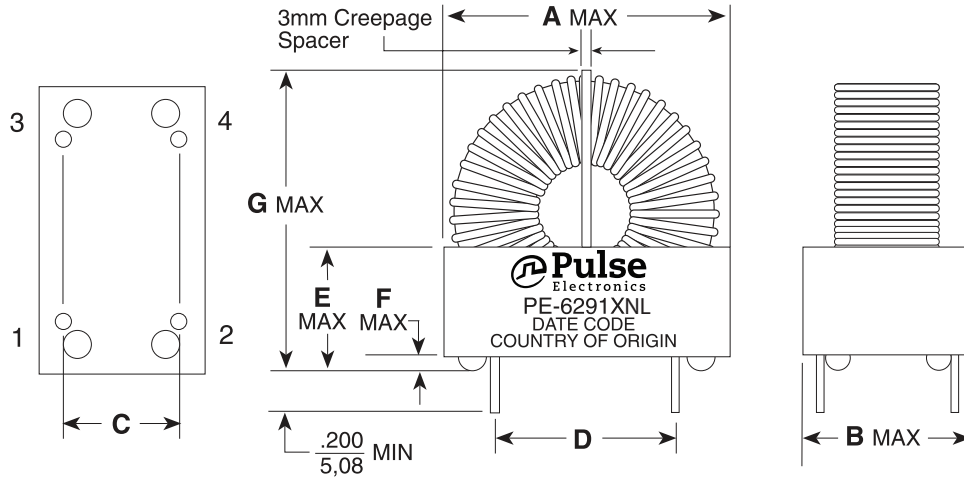
China 86 755 33966678

Taiwan 886 3 4356768

Common Mode EMI Suppression Inductors

Mechanical (continued)

PE-6291XNL



Dimensions: $\frac{\text{Inches}}{\text{mm}}$

Unless otherwise specified, all tolerances are $\pm \frac{.010}{0,25}$

Package Number	A	B	C	D	E	F	G
1	$\frac{1.15}{29,21}$	$\frac{.560}{14,22}$	$\frac{.400}{10,15}$	$\frac{.800}{20,32}$	$\frac{.45}{11,43}$	$\frac{.015}{0,38}$	$\frac{1.15}{29,21}$
2	$\frac{1.44}{36,57}$	$\frac{.800}{20,32}$	$\frac{.600}{15,24}$	$\frac{.900}{22,86}$	$\frac{.70}{17,78}$	$\frac{.030}{0,76}$	$\frac{1.50}{38,10}$

For More Information

Pulse Worldwide Headquarters
12220 World Trade Drive
San Diego, CA
92128
U.S.A.

Tel: 858 674 8100

Pulse Europe
Einsteinstrasse 1
D-71083 Herrenberg
Germany

Tel: 49 7032 7806

Pulse China Headquarters
B402, Shenzhen Academy of
Aerospace Technol-
ogy Bldg.
10th Kejinan Road
High-Tech Zone
Nanshan District
Shenzen, PR China
518057

Pulse North China
Room 2704/2705
Super Ocean Finance
Ctr.
2067 Yan An Road
West
Shanghai 200336
China

Pulse South Asia
135 Joo Seng Road
#03-02
PM Industrial Bldg.
Singapore 368363

Tel: 65 6287 8998
Fax: 65 6287 8998

Pulse North Asia
3F, No. 198
Zhongyuan Road
Zhongli City
Taoyuan County 320
Taiwan R. O. C.
Tel: 886 3 4356768
Fax: 886 3 4356823
(Pulse)

Performance warranty of products offered on this data sheet is limited to the parameters specified. Data is subject to change without notice. Other brand and product names mentioned herein may be trademarks or registered trademarks of their respective owners. © Copyright, 2015. Pulse Electronics, Inc. All rights reserved.

Looking for pricing, stock, or lifecycle information?

Click below to explore more details on WIN SOURCE:

 [View PE-62911NL on WIN SOURCE](#)

 [Pulse Information](#)

Optimize Your Supply Chain with WIN SOURCE Solutions

-  Global Sourcing Solution
-  Obsolete Management
-  Cost Control Management
-  Shortage Management
-  Alternative Solution
-  Excess Inventory Management