



**THE DATASHEET OF  
PE014024**



**Miniature PCB Relay PE**

- 1 pole 5 A, 1 form C (CO) or 6A, 1 form A (NO) contact
- Cadmium-free contacts
- Sensitive coil 200mW
- Ambient temperature 85°C
- Low height 10.0mm
- Plastic materials according to IEC 60335-1 (domestic appliances)



F0169-C

Typical applications  
Industrial electronics, white goods, measurement and control



**Approvals**

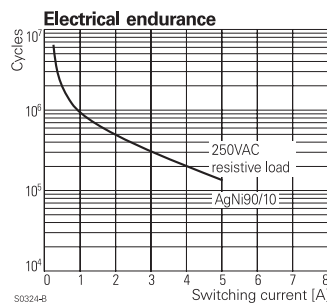
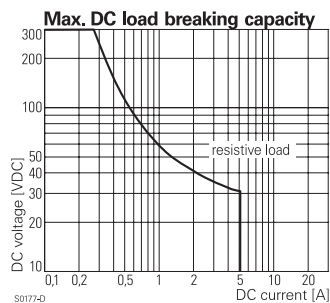
VDE Cert. No. 40011901, UL E214025  
Technical data of approved types on request

**Contact Data**

Contact arrangement	1 form C (CO) or 1 form A (NO)
Rated voltage	250VAC
Max. switching voltage	400VAC
Rated current	5A (CO - types) 6A (NO - types)
Breaking capacity max.	1250VA (CO - types) 1500VA (NO - types)
Contact material	AgNi 90/10, AgSnO <sub>2</sub>
Frequency of operation with/without load	360/72000 ops/h
Operate/release time	typ. 8/8ms
Bounce time, form A/form B	typ. 4/6ms

**Contact ratings**

Type	Contact	Load	Cycles
<b>IEC 61810</b>			
PE013	C (CO)	5A, 250VAC, cosφ=1, 85°C	30x10 <sup>3</sup>
PE014/PE015	C (CO)	5A, 250VAC, cosφ=1, 85°C	100x10 <sup>3</sup>
PE014	A (NO)	5A, 30VDC, 0ms, 85°C	100x10 <sup>3</sup>
PE015	A (NO)	1,5A, 30VDC, 900/h, 50% DF	100x10 <sup>3</sup>
PE034	A (NO)	6A, 250VAC, cosφ=1, 70°C	50x10 <sup>3</sup>
<b>UL 508</b>			
PE013	C (CO)	5A, 240VAC, resistive, 85°C	30x10 <sup>3</sup>
PE014/PE015	C (CO)	5A, 250VAC, resistive, 85°C	100x10 <sup>3</sup>
PE014	A (NO)	5A, 30VDC, resistive, 85°C	100x10 <sup>3</sup>
PE034	A (NO)	6A, 250VAC, resistive, 70°C	100x10 <sup>3</sup>
PE514	C (CO)	5A, 250VAC, resistive, 85°C	10x10 <sup>3</sup>



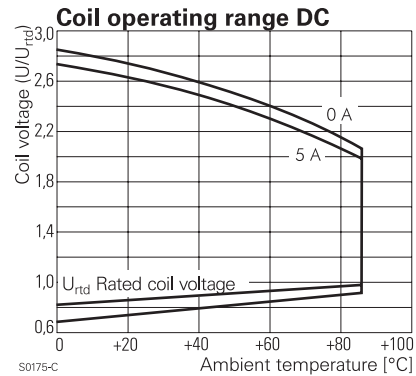
Mechanical endurance, DC coil >15x10<sup>6</sup> operations.

**Coil Data**

Coil voltage range	5 to 48 VDC
Operative range, IEC 61810	2

**Coil versions, DC coil**

Coil code	Rated voltage VDC	Operate voltage VDC	Release voltage VDC	Coil resistance Ω±10%	Rated coil power mW
3	3	2.25	0.3	45	200
5	5	3.8	0.5	125	200
6	6	4.5	0.6	172	209
9	9	6.8	0.9	405	200
12	12	9.0	1.2	685	210
24	24	18.0	2.4	2725	211
48	48	36.0	4.8	10970	210



All figures are given for coil without pre-energization, at ambient temperature +23°C. Other coil voltages on request.

**Insulation Data**

Initial dielectric strength	
between open contacts	1000V <sub>rms</sub>
between contact and coil	4000V <sub>rms</sub>
Initial insulation resistance	
open contact circuit	>10x10 <sup>9</sup> Ω
coil-contact circuit	>10x10 <sup>9</sup> Ω
Clearance/creepage	
between contact and coil	≥3.2/4mm
Material group of insulation parts	IIIa

**Miniature PCB Relay PE** (Continued)

Tracking index of relay base PTI250V

**Other Data**

Material compliance: EU RoHS/ELV, China RoHS, REACH, Halogen content refer to the Product Compliance Support Center at [www.te.com/customersupport/rohssupportcenter](http://www.te.com/customersupport/rohssupportcenter)

Resistance to heat and fire according EN60335, par.30

Ambient temperature -40 to 85°C

Category of environmental protection, IEC 61810 RTII - flux proof RTIII - wash tight

Vibration resistance (functional), form A/form B >15/5g

Shock resistance (destructive) >100g

Shock resistance (functional/ 11ms), formA/form B >15/5g

Terminal type PCB-THT

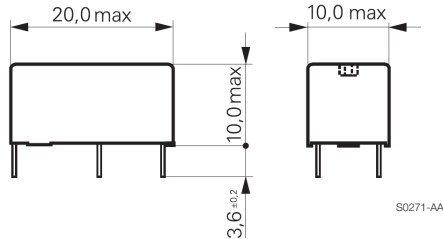
Weight 5g

Resistance to soldering heat THT IEC 60068-2-20 260°C/10s (flux proof version)

IEC 60068-2-20 260°C/5s (wash tight version)

Packaging/unit tube/25 pcs., box/500 pcs.

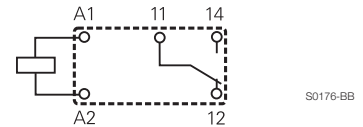
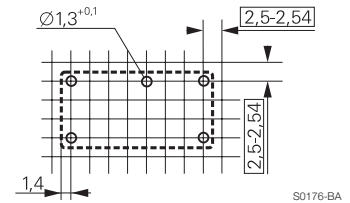
**Dimensions**



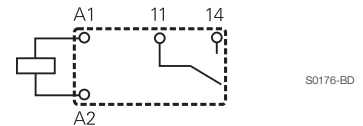
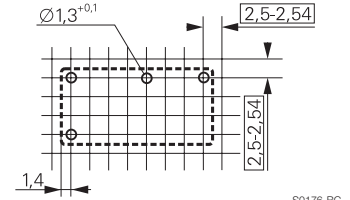
**PCB layout / terminal assignment**

Bottom view on solder pins

1 form C (CO) version



1 form A (NO) version



**Product code structure**

Typical product code **PE 0 1 4 012**

**Type**  
PE Miniature PCB Relay PE

**Version**  
0 Flux proof 5 Wash tight

**Contact arrangement**  
1 1 form C (CO) contact 3 1 form A (NO) contact



**Contact material**  
4 AgNi 90/10 3 AgSnO<sub>2</sub> 5 AgNi 90/10 gold plated

**Coil**  
Coil code: please refer to coil versions table

Product code	Version	Contacts	Contact material	Coil	Part number
PE013012	flux proof	1 form C	AgSnO <sub>2</sub>	12VDC	7-1415539-4
PE014005		1 CO contact	AgNi 90/10	5VDC	1393219-3
PE014006				6VDC	1393219-4
PE014012				12VDC	1393219-6
PE014024				24VDC	1-1393219-0
PE014048				48VDC	1-1393219-3
PE015012			AgNi 90/10	12VDC	1-1393219-4
PE015024			gold plated	24VDC	1-1393219-5
PE034005		1 form A	AgNi 90/10	5VDC	4-1415535-6
PE034006		1 NO contact		6VDC	4-1415535-7
PE034012				12VDC	4-1415535-9
PE034024				24VDC	5-1415535-1
PE034048				48VDC	5-1415535-2
PE514012	wash tight	1 form C	AgNi90/10	12VDC	2-1393219-0
PE514024		1CO contact		24VDC	2-1393219-2
PE515005			AgNi90/10 gold plated	5VDC	7-1415542-8

## Looking for pricing, stock, or lifecycle information?

Click below to explore more details on WIN SOURCE:

-  [View PE014024](#) on WIN SOURCE
-  [TE Connectivity](#) Information

## Optimize Your Supply Chain with WIN SOURCE Solutions

-  Global Sourcing Solution
-  Obsolete Management
-  Cost Control Management
-  Shortage Management
-  Alternative Solution
-  Excess Inventory Management