



**THE DATASHEET OF  
PCMB063T-R22MS**



# Power choke coils

■ PCMB series.



## Features

- Low profile (3.0 mm max) and small size (7.3mm x6.6mm)
- Occupying small board spaces
- Low loss and high saturating current.

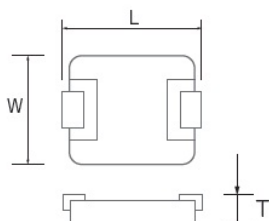
## Applications

- PCs, servers, power sources, mobile devices, flat screen TVs etc.

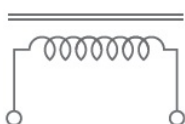
## Specifications

\*All made to order.

### Dimensions · Electrical characteristics



### Equivalent circuits

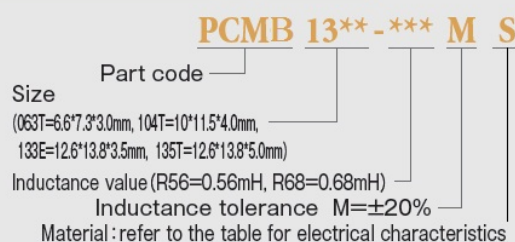


Series Name	Size L x W x T (mm)	LO Inductance (uH)	DC resistance (mOhm)		Rated current (A)	Saturating current(A)	Packaging
			Typical	Max			
PCMB042T-XXXMS	4.15±0.35 x 4.0 ±0.3 x 1.8±0.2	0.1	3.5	4	12	22	2,000 pcs/reel
		0.22	6	6.6	9	12.5	
		0.47	12.5	14	7	9.5	
		1.0	24	27	4.5	7	
		1.5	38	46	4	6	
		2.2	52	58	3	5	
		3.3	74	87	2.5	4	
		0.68	11	12	8.5	14	
		1.0	13	14	7	11	
		1.2	15	16	6.5	11	
PCMB053T-XXXMS	4.85±0.35 x 4.7 ±0.2 x 2.8±0.2	1.5	18	20	6	10	2,000 pcs/reel
		2.2	29	35	5.5	9	
		3.3	32	38	5	7	
		3.3	32	38	5	7	
PCMB063T-XXXMS	6.95±0.35 x 6.6 ±0.2 x 2.8±0.2	0.1	1.5	1.7	32.5	60	1,000 pcs/reel
		0.2	2.4	3.0	24	41	
		0.22	2.5	2.8	23	40	
		0.25	3.0	3.5	21	39	
		0.33	3.5	3.9	20	30	
		0.47	4.0	4.2	17.5	26	
		0.56	4.7	5	16.5	25.5	
		0.68	5	5.5	15.5	25	
		0.82	6.7	8	13	24	
		0.9	9	10	11	22	
		1.0	9	10	11	22	
		1.2	10	12	10	20	
		1.5	14	15	9	18	
		2.2	18	20	8	14	
		2.5	20	22	7	14	
3.3	28	30	6	13.5			
4.7	37	40	5.5	10			
6.8	54	60	4.5	8			
PCMB065T-XXXMS	7.05±0.35 x 6.6 ±0.2 x 4.8±0.2	0.2	0.9	1.2	32	50	1,000 pcs/reel
		0.22	1.2	1.4	30	50	
		0.36	3.2	3.5	21	25	
		0.40	3.2	3.5	20	23	
		0.47	3.5	3.9	20	23	
		0.56	3.4	3.6	20	18	
		0.68	3.9	4.2	18	16	
		0.82	4.6	4.9	16.5	17	
		1.0	5.6	6.5	13	15	
		1.2	6	7.5	11	12	
		1.5	6.7	7.5	11	12	
		2.2	11.2	12.5	8	12	
		3.3	19.9	20.9	7	8	
		4.7	23	25	6.5	7	
		8.2	40	43	5.5	5.5	
PCMB103T-XXXMS	11.15±0.35 x 10.0 ±0.3 x 2.8±0.2	0.36	1.3	1.6	23	28	500 pcs/ reel
		0.47	2.1	2.5	23	26	
		0.56	2.4	3	22	24	
		0.68	2.9	3.4	21	23	
		1.0	5.3	6	13	18	
		1.5	6.5	7.5	13	20	
		2.2	8	9	13	16	
		3.3	14.5	16	9	14	
		4.7	20.5	22.5	7	13	
		8.2	35	45	5	8.5	
10	50	55	5	7.5			
PCMB103E-XXXMS	11.15±0.35 x 10.0 ±0.3 x 3.3±0.2	1.0	2.7	3.0	20	27	500 pcs/ reel

Series Name	Size L x W x T (mm)	LO Inductance (uH)	DC resistance (mOhm)		Rated current (A)	Saturating current(A)	Packaging
			Typical	Max			
PCMB104T-XXXMS	11.15±0.35 x 10.0±0.3 x 3.8±0.2	0.15	0.5	0.65	40	75	500 pcs/ reel
		0.19	0.7	0.8	38	60	
		0.22	0.9	1.0	35	60	
		0.36	1.05	1.2	30	50	
		0.39	1.1	1.2	31	45	
		0.41	1.1	1.3	30	60	
		0.47	1.6	1.8	26	40	
		0.56	1.6	1.8	25	33	
		0.68	2.4	2.7	22	39	
		0.88	2.7	3.0	20	38	
		1.0	3	3.3	18	28	
		1.5	3.8	4.2	16	32	
		1.8	4.5	5	15	15	
		2.0	5.2	5.8	14	14	
		2.2	6.0	7	12	18	
		3.3	10.8	11.8	10	16	
		4.7	17	20	8.5	15	
		5.6	20	23	7.5	14	
		6.8	22.5	25	6.5	9	
		10	27.5	30	7.5	8.5	
15	40	45	6.25	7.0			
22	60	66	5.0	5.5			
33	85	92	4.4	5.0			
47	130	145	3.3	3.5			
68	178	195	2.3	3.0			
PCMB104E-XXXMS	10.85±0.35 x 10.0±0.3 x 4.3±0.2	1.0	2.7	3.2	22	34	500 pcs/ reel
		2.2	5.8	7	14	16	
		3.3	11	13.2	11	14.5	
		4.7	13.2	15	10	13	
		5.6	16	18.5	8.5	10.5	
6.8	21.5	24	7.5	9.5			
PCMB105T-R47MS	11.15±0.35 x 10.0±0.3 x 4.8±0.2	0.47	0.95	1.1	36	50	500 pcs/ reel
PCMB133E-XXXMS	13.45±0.35 x 12.6±0.3 x 3.3±0.2	0.22	1.1	1.3	38	65	500 pcs/ reel
		0.33	1.3	1.5	36.5	62	
		0.39	1.1	1.3	38	65	
		0.47	1.7	2	32	55	
		0.56	1.8	2.2	29	51	
		0.62	1.8	2.2	29	51	
		0.68	2.3	2.5	28	49	
		1.0	3.3	3.5	24	40	
		1.5	5.1	5.5	19	35	
		2.2	7.2	8.0	16	29	
		3.3	10	12	12	27	



Rated current : the current that increases the temperature by 40°C  
 Saturating current : The current that reduces inductance by 30% (PCMB)  
 \* Contact us for details.

## Part numbering system



## Looking for pricing, stock, or lifecycle information?

Click below to explore more details on WIN SOURCE:

-  [View PCMB063T-R22MS on WIN SOURCE](#)
-  [Susumu Information](#)

## Optimize Your Supply Chain with WIN SOURCE Solutions

-  Global Sourcing Solution
-  Obsolete Management
-  Cost Control Management
-  Shortage Management
-  Alternative Solution
-  Excess Inventory Management