

Surface Mount Type

POSCAP



Series : **TQC**

Size : **B**

Features

- High voltage (35 V.DC max.)
- RoHS compliance, Halogen free

Specifications

Size code	B15	B2
Category temperature range	-55 °C to +105 °C	
Rated voltage range	35 V.DC	16 V.DC to 35 V.DC
Category voltage range	35 V.DC	16 V.DC to 35 V.DC
Rated capacitance range	2.7 μF	3.9 μF to 33 μF
Capacitance tolerance	±20 % (120 Hz / + 20 °C)	
Leakage current	Please see the attached characteristics list	
Dissipation factor (tan δ)	Please see the attached characteristics list	
Surge voltage (V.DC)	Rated voltage × 1.15	
Endurance	+105 °C, 2000 h (16TQC33MYFB : 1000 h), rated voltage applied	
	Capacitance change	Within ±20 % of the initial value
	tan δ	≤ 1.5 times of the initial limit
	DC leakage current	Within the initial limit
Damp heat (Steady State)	+60 °C, 90 % to 95 %, 500 h, No-applied voltage	
	Capacitance change	Within +40 %, -20 % of the initial value
	tan δ	≤ 1.5 times of the initial limit
	DC leakage current	≤ 3 times of the initial limit

Marking

R. Voltage (V.DC)	16	20	25	35
Code	C	D	E	V

R. Cap. (μF)	2.7	3.9	5.6	8.2	10	15	22	33
Code	L6	Q6	U6	Y6	A7	E7	J7	N7

Dimensions (not to scale)

Size code	L±0.2	W±0.2	H±0.1	S±0.2	W1±0.1
B15	3.5	2.8	1.4	0.8	2.2
B2	3.5	2.8	1.9	0.8	2.2

Unit : mm

* Externals of figure are the reference.

Characteristics list

Series	Rated voltage (V.DC)	Rated temp. (°C)	Category voltage (V.DC)	Category temp. (°C)	Rated capacitance (μF)	Case size (mm)			Size code	Specifications				Standard		
						L	W	H		Ripple*1 (mAr.m.s.)	ESR*2 (mΩ max.)	tan δ*3	LC*4 (μA)	Part number	Min. Packaging Qty (pcs)	
TQC	16	105	16.0	105	10	3.5	2.8	1.9	B2	800	100	0.10	48.0	16TQC10M	2000	
					15	3.5	2.8	1.9		1000	90	0.10	72.0	16TQC15M	2000	
					33	3.5	2.8	1.9		1000	90	0.10	158.4	16TQC33MYFB	2000	
	20	105	20.0	105	8.2	3.5	2.8	1.9		800	100	0.10	49.2	20TQC8R2M	2000	
					22	3.5	2.8	1.9		1100	90	0.10	132.0	20TQC22MYFB	2000	
	25	105	25.0	105	5.6	3.5	2.8	1.9		800	100	0.10	42.0	25TQC5R6M	2000	
					15	3.5	2.8	1.9		900	100	0.10	112.5	25TQC15MYFB	2000	
	35	105	35.0	105	2.7	3.5	2.8	1.4		B15	800	300	0.10	47.3	35TQC2R7MYF	2000
					3.9	3.5	2.8	1.9		B2	500	400	0.10	40.9	35TQC3R9MYF	2000

*1 Ripple current (100 kHz/ +105 °C), *2 ESR (100 kHz/+20 °C) *3 tan δ (120 Hz/+20 °C) *4 After 5 minutes

◆ Please refer to each page in this catalog for "Reflow conditions" and "Taping specifications".

Surface Mount Type

POSCAP



Series : TQC

Size : D

Features

- High voltage (35 V.DC max.)
- RoHS compliance, Halogen free

Specifications

Size code	D12	D15	D2	D3L
Category temperature range	-55 °C to +105 °C			
Rated voltage range	16 V.DC	16 V.DC to 25 V.DC	16 V.DC to 35 V.DC	16 V.DC to 25 V.DC
Category voltage range	16 V.DC	16 V.DC to 25 V.DC	16 V.DC to 35 V.DC	16 V.DC to 25 V.DC
Rated capacitance range	33 µF	22 µF to 47 µF	10 µF to 100 µF	68 µF to 150 µF
Capacitance tolerance	±20 % (120 Hz / + 20 °C)			
Leakage current	Please see the attached characteristics list			
Dissipation factor (tan δ)	Please see the attached characteristics list			
Surge voltage (V.DC)	Rated voltage × 1.15			
Endurance	+105 °C, 2000 h, rated voltage applied			
	Capacitance change	Within ±20 % of the initial value		
	tan δ	≤ 1.5 times of the initial limit		
	DC leakage current	Within the initial limit		
Damp heat (Steady State)	+60 °C, 90 % to 95 %, 500 h, No-applied voltage			
	Capacitance change	Within +40 %, -20 % of the initial value		
	tan δ	≤ 1.5 times of the initial limit		
	DC leakage current	≤ 3 times of the initial limit		

Marking

R. Voltage (V.DC)	16	20	25	35
Code	C	D	1E	V

Dimensions (not to scale)

Size code	Unit : mm				
	L±0.2	W±0.2	H±0.1	S±0.2	W1±0.1
D12	7.3	4.3	1.15	1.3	2.4
D15	7.3	4.3	1.4	1.3	2.4
D2	7.3	4.3	1.9	1.3	2.4
D3L	7.3	4.3	2.8	1.3	2.4

* External of figure are the reference.
 * 1 ±0.3 : D3L
 * 2 ±0.05 : D12, ±0.2 : D3L



Characteristics list

Series	Rated voltage (V.DC)	Rated temp. (°C)	Category voltage (V.DC)	Category temp. (°C)	Rated capacitance (µF)	Case size (mm)			Size code	Specifications				Standard																		
						L	W	H		Ripple current (mAr.m.s.) ^{*1}	ESR ^{*2} (mΩ max.)	tan δ ^{*3}	LC ^{*4} (µA)	Part number	Min. Packaging Qty (pcs)																	
TQC	16	105	16.0	105	33	7.3	4.3	1.15	D12	1800	40	0.10	52.8	16TQC33MYFS	4500																	
						7.3	4.3	1.9	D2	1400	70	0.10	52.8	16TQC33MYFD	3000																	
						7.3	4.3	1.4	D15	1500	55	0.10	75.2	16TQC47MYFT	3000																	
					47	7.3	4.3	1.9	D2	1800	40	0.10	75.2	16TQC47MW	3000																	
						7.3	4.3	1.9		1450	55	0.10	75.2	16TQC47MYFD	3000																	
						7.3	4.3	1.9		1500	50	0.10	108.8	16TQC68MYF	3000																	
		68	105	105	105	100	7.3	4.3	1.9	D2	1800	50	0.10	160.0	16TQC100MYF	3000																
											1800	50	0.10	240.0	16TQC150MYF	2500																
											1500	50	0.10	240.0	1CTQC15173F1	3000																
											150	105	105	105	33	7.3	4.3	1.9	D2	1400	60	0.10	66.0	20TQC33MYFD	3000							
																				1450	55	0.10	94.0	20TQC47MYF	3000							
																				1500	55	0.10	94.0	20TQC47MYFT	3000							
	20	105	20.0	105	105	100	7.3	4.3	2.8	D3L	1700	55	0.10	200.0	20TQC100MYF	2500																
											1500	45	0.10	38.0	25TQC15MV	3000																
											15	105	105	105	15	7.3	4.3	1.9	D2	1000	90	0.10	38.0	25TQC15MYFD	3000							
																				1500	45	0.10	55.0	25TQC22MV	3000							
																				1400	60	0.10	55.0	25TQC22MYFD	3000							
											22	105	25.0	105	105	7.3	4.3	1.4	D15	1400	70	0.10	55.0	25TQC22MYFT	3000							
		33	105	105	105	7.3	4.3	1.9	D2	1400										60	0.10	82.5	25TQC33MYF	3000								
										68										105	105	105	7.3	4.3	2.8	D3L	1400	70	0.10	170.0	25TQC68MYF	2500
																											1000	120	0.10	35.0	35TQC10M	3000
		35	105	35.0	105	105	10	7.3	4.3	1.9										D2	1000	120	0.10	35.0	35TQC10MYF	3000						
																					900	150	0.10	52.5	35TQC15MYF	3000						


*1 Ripple current (100 kHz / +105 °C), *2 ESR (100 kHz / +20 °C) *3 tan δ (120 Hz / +20 °C) *4 After 5 minutes
 ♦ Please refer to each page in this catalog for "Reflow conditions" and "Taping specifications".

Looking for pricing, stock, or lifecycle information?

Click below to explore more details on WIN SOURCE:

-  [View 35TQC10M on WIN SOURCE](#)
-  [Panasonic Information](#)

Optimize Your Supply Chain with WIN SOURCE Solutions

-  Global Sourcing Solution
-  Obsolete Management
-  Cost Control Management
-  Shortage Management
-  Alternative Solution
-  Excess Inventory Management