



**THE DATASHEET OF**  
**3364W-1-104E**



AVAILABLE THROUGH DISTRIBUTION



**BOURNS®**

## Features

- SMD Single-Turn / Cermet / Industrial Open Frame
- Cross slot rotor designs suitable for automatic adjustment equipment
- Supplied in 12mm embossed tape, compatible with automatic pick-and-place assembly equipment

- Recommended for reflow solder processing only

# 3364 - 4mm Square Trimming Potentiometer

## Electrical Characteristics

Standard Resistance Range  
 .....100 ohms to 1 megohm  
 (see standard resistance table)  
 Resistance Tolerance .....±25% std.  
 End Resistance  
 <1K .....20 ohms max.  
 >1K .....2%  
 Contact Resistance Variation  
 (Voltage Divider) .....5% max.  
 Resolution .....Infinite  
 Adjustment Angle .....260°±20°

## Environmental Characteristics

Power Rating (50 volts max.)  
 70°C .....0.2 watt  
 Temperature Range  
 .....-40°C to +125°C  
 Temperature Coefficient  
 .....±250ppm/°C  
 Humidity .....500 hours (5% ΔTR)  
 Load Life .....500 hours  
 0.2 watt @ 70°C (5% ΔTR)  
 Rotational Life .....20 cycles (15% ΔTR)

## Physical Characteristics

Torque .....20 to 200g-cm  
 Mechanical Angle .....Continuous  
 Marking .....Resistance code, manufacturer's full part number and date code on packaging  
 Terminals .....Solder coated  
 Standard Packaging  
 .....1000 pcs./7" reel  
 Adjustment Tool .....H-90  
 Reflow solder processing recommended

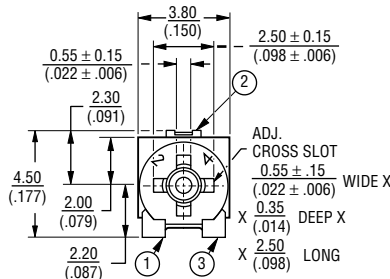
## How To Order

**3364 X - 1 - 103 E**

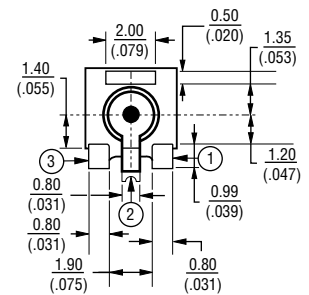
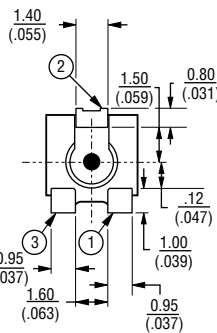
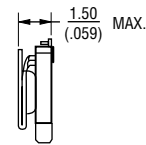
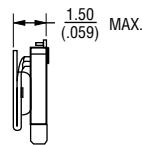
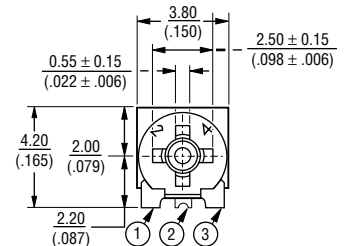
Model \_\_\_\_\_  
 Style \_\_\_\_\_  
 Orientation of parts in tape:  
 Styles W,A  
 Terminals toward sprocket holes  
 Styles X,B  
 Terminals away from sprocket holes  
 Standard Product \_\_\_\_\_  
 Resistance Code \_\_\_\_\_  
 Embossed Tape Designator \_\_\_\_\_  
 E = 1000 pcs./7" reel (-1 standard)  
 G = 5000 pcs./14.5" reel (-1 optional)

Consult factory for other available options.

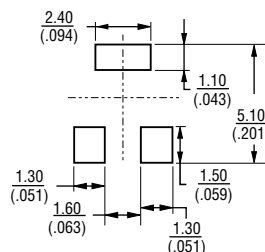
## Common Dimensions 3364W, X 3-Terminal



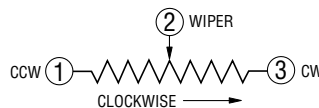
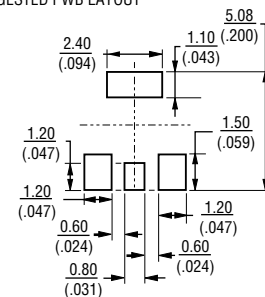
## 3364A, B 3-Terminal



## SUGGESTED PWB LAYOUT



## SUGGESTED PWB LAYOUT



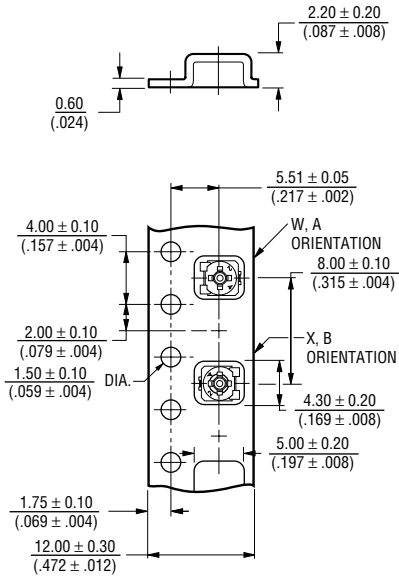
TOLERANCES: ± 0.25 (.010) EXCEPT WHERE NOTED

DIMENSIONS ARE: METRIC (INCHES)

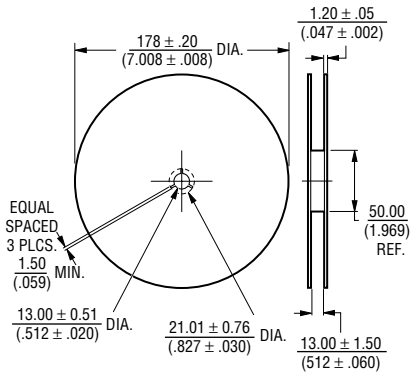
# 3364 - 4mm Square Trimming Potentiometer

**BOURNS®**

## Packaging Specifications



TAPE



REEL

Conforms with EIA specification RS-481.

## Standard Resistance Table

Resistance (Ohms)	Resistance Code	Part Marking
<b>100</b>	<b>101</b>	<b>12</b>
<b>200</b>	<b>201</b>	<b>22</b>
<b>500</b>	<b>501</b>	<b>52</b>
<b>1,000</b>	<b>102</b>	<b>13</b>
<b>2,000</b>	<b>202</b>	<b>23</b>
<b>5,000</b>	<b>502</b>	<b>53</b>
<b>10,000</b>	<b>103</b>	<b>14</b>
<b>20,000</b>	<b>203</b>	<b>24</b>
<b>50,000</b>	<b>503</b>	<b>54</b>
<b>100,000</b>	<b>104</b>	<b>15</b>
200,000	204	25
500,000	504	55
1,000,000	105	16

Popular values listed in boldface. Special resistances available.

## Looking for pricing, stock, or lifecycle information?

Click below to explore more details on WIN SOURCE:

[View 3364W-1-104E on WIN SOURCE](#)

[Bourns Inc. Information](#)

## Optimize Your Supply Chain with WIN SOURCE Solutions

- ✓ Global Sourcing Solution
- ✓ Obsolete Management
- ✓ Cost Control Management
- ✓ Shortage Management
- ✓ Alternative Solution
- ✓ Excess Inventory Management