



THE DATASHEET OF
3364A-1-202E



AVAILABLE THROUGH DISTRIBUTION



BOURNS®

Features

- SMD Single-Turn / Cermet / Industrial Open Frame
- Cross slot rotor designs suitable for automatic adjustment equipment
- Supplied in 12mm embossed tape, compatible with automatic pick-and-place assembly equipment

- Recommended for reflow solder processing only

3364 - 4mm Square Trimming Potentiometer

Electrical Characteristics

Standard Resistance Range
100 ohms to 1 megohm
 (see standard resistance table)
 Resistance Tolerance±25% std.
 End Resistance
 <1K20 ohms max.
 >1K2%
 Contact Resistance Variation
 (Voltage Divider)5% max.
 ResolutionInfinite
 Adjustment Angle260°±20°

Environmental Characteristics

Power Rating (50 volts max.)
 70°C0.2 watt
 Temperature Range
-40°C to +125°C
 Temperature Coefficient
±250ppm/°C
 Humidity500 hours (5% ΔTR)
 Load Life500 hours
 0.2 watt @ 70°C (5% ΔTR)
 Rotational Life20 cycles (15% ΔTR)

Physical Characteristics

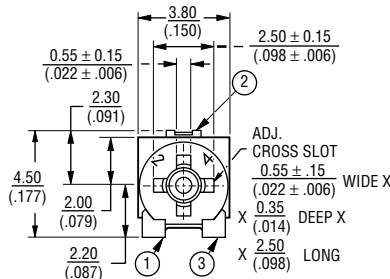
Torque20 to 200g-cm
 Mechanical AngleContinuous
 MarkingResistance code, manufacturer's full part number and date code on packaging
 TerminalsSolder coated
 Standard Packaging
1000 pcs./7" reel
 Adjustment ToolH-90
 Reflow solder processing recommended

How To Order

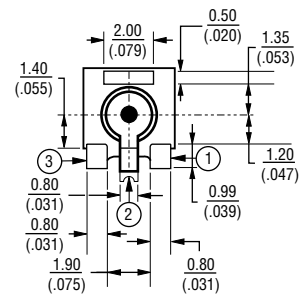
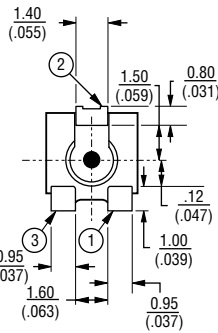
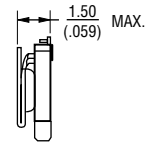
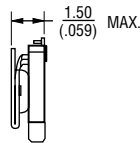
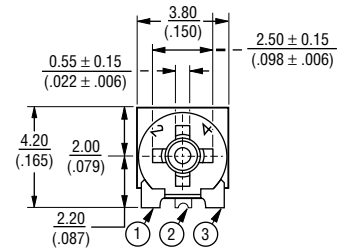
3364 X - 1 - 103 E

Model _____
 Style _____
 Orientation of parts in tape:
 Styles W,A
 Terminals toward sprocket holes
 Styles X,B
 Terminals away from sprocket holes
 Standard Product _____
 Resistance Code _____
 Embossed Tape Designator _____
 E = 1000 pcs./7" reel (-1 standard)
 G = 5000 pcs./14.5" reel (-1 optional)
 Consult factory for other available options.

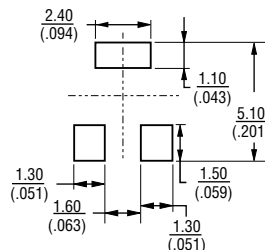
Common Dimensions 3364W, X 3-Terminal



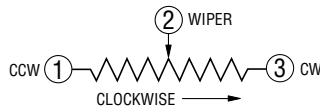
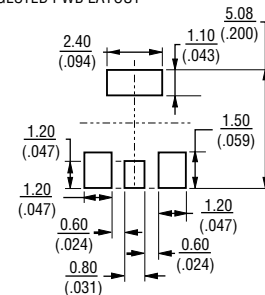
3364A, B 3-Terminal



SUGGESTED PWB LAYOUT



SUGGESTED PWB LAYOUT



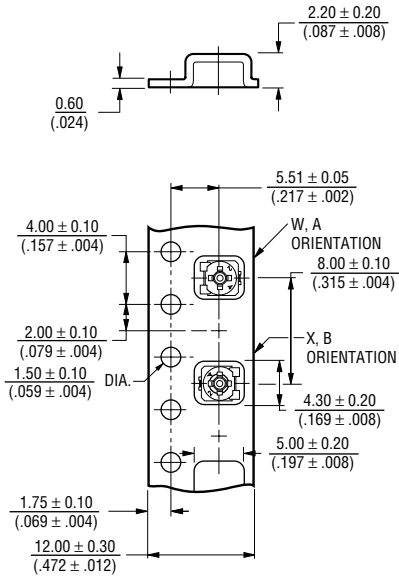
TOLERANCES: ± 0.25 (.010) EXCEPT WHERE NOTED

DIMENSIONS ARE: METRIC (INCHES)

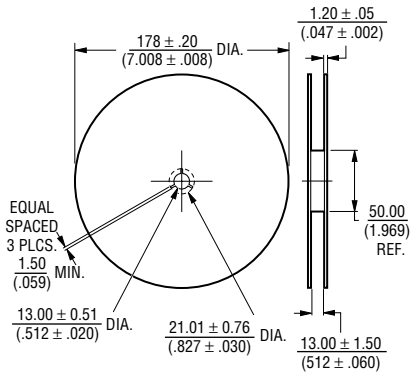
3364 - 4mm Square Trimming Potentiometer

BOURNS®

Packaging Specifications



TAPE



REEL

Conforms with EIA specification RS-481.

Standard Resistance Table

Resistance (Ohms)	Resistance Code	Part Marking
100	101	12
200	201	22
500	501	52
1,000	102	13
2,000	202	23
5,000	502	53
10,000	103	14
20,000	203	24
50,000	503	54
100,000	104	15
200,000	204	25
500,000	504	55
1,000,000	105	16

Popular values listed in boldface. Special resistances available.

Looking for pricing, stock, or lifecycle information?

Click below to explore more details on WIN SOURCE:

- [View 3364A-1-202E on WIN SOURCE](#)
- [Bourns Inc. Information](#)

Optimize Your Supply Chain with WIN SOURCE Solutions

- ✓ Global Sourcing Solution
- ✓ Obsolete Management
- ✓ Cost Control Management
- ✓ Shortage Management
- ✓ Alternative Solution
- ✓ Excess Inventory Management