



**THE DATASHEET OF
OJ-SS-112LMH2**



4 3 2 1
 THIS DRAWING IS UNPUBLISHED. RELEASED FOR PUBLICATION
 © COPYRIGHT - By - ALL RIGHTS RESERVED.

LOC	DIST	REVISIONS			
P	LTR	DESCRIPTION	DATE	DWN	APVD
	E	REMOVED RIB ON BASE TO CASE ECO-15-011310	18-Dec-15	YS.HHL	C
	E1	NEW ADD PN ECO-17-004477	23-Jan-18	WQ.Y	K.T

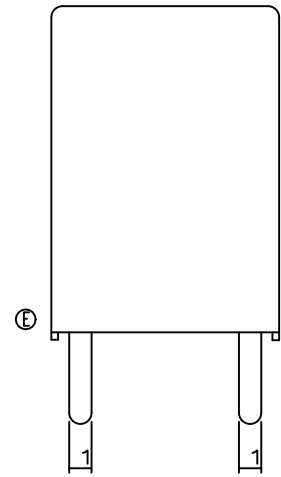
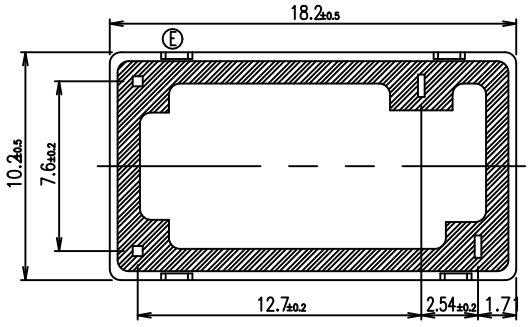
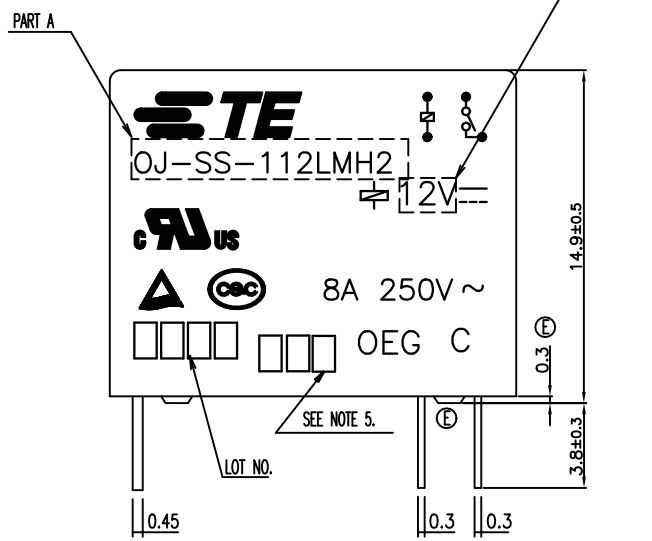

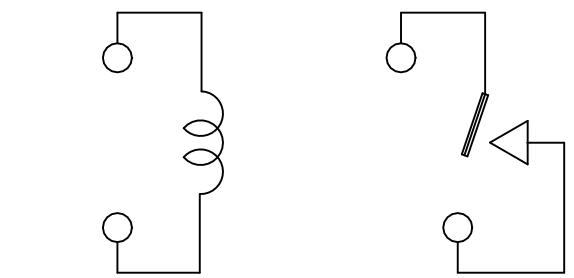


Diagram dimension	Tolerance
0.99mm max.	±0.1mm
1 - 2.99mm	±0.2mm
3mm min.	±0.3mm



CONNECTION FIGURE

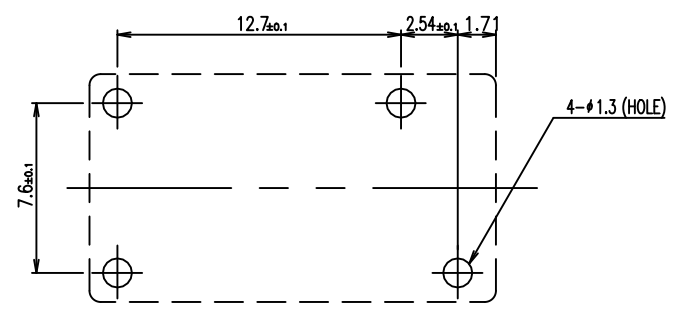


FIGURE FOR PRINTED CIRCUIT BOARD PROCESSING (BOTTOM VIEW)

THIS DRAWING IS A CONTROLLED DOCUMENT.

DIMENSIONS:	TOLERANCES UNLESS OTHERWISE SPECIFIED:	DWN	Hu.XieLi	
mm	0 PLC ± -	CHK	Mak.Simon	
	1 PLC ± -	APVD	Mingjung.Ho	
	2 PLC ± -	PRODUCT SPEC	-	
	3 PLC ± -	APPLICATION SPEC	-	
	4 PLC ± -	WEIGHT	-	
MATERIAL	FINISH	SIZE	CAGE CODE	DRAWING NO
-	-	A3	00779	1721260
CUSTOMER DRAWING			SCALE	SHEET
			5:1	1 OF 2
			REV	E1

TE Connectivity
 OJ-LMH2 SPEC CUSTOMER DRAWING

THIS DRAWING IS UNPUBLISHED. RELEASED FOR PUBLICATION - . - .
 © COPYRIGHT - By - ALL RIGHTS RESERVED.

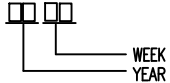
LOC	DIST	REVISIONS					
HB	-	P	LTR	DESCRIPTION	DATE	DWN	APVD
		-		SEE SHEET 1	-	-	-

PACKAGE SPEC	TE PART NO	PART A	PART B	DESCRIPTION	TYPE
107-84030	1-1721260-4	OJ-SS-105LMH2	5V	OJ-SS-105LMH2	0 (E)
	1-1721260-3	OJ-SS-112LMH2	12V	OJ-SS-112LMH2	n (E)
	1-1721261-3	OJ-SH-112LMH2	12V	OJ-SH-112LMH2	m (E)
107-79010	1-1721260-2	OJ-SH-124LMH2	24V	OJ-SH-124LMH2	l
	1-1721260-1	OJ-SH-112LMH2	12V	OJ-SH-112LMH2	k
	1-1721260-0	OJ-SH-109LMH2	9V	OJ-SH-109LMH2	j
	1721260-9	OJ-SH-106LMH2	6V	OJ-SH-106LMH2	i
	1721260-8	OJ-SH-105LMH2	5V	OJ-SH-105LMH2	h
	1721260-7	OJ-SH-103LMH2	3V	OJ-SH-103LMH2	g
	1721260-6	OJ-SS-124LMH2	24V	OJ-SS-124LMH2	f
	1721260-5	OJ-SS-112LMH2	12V	OJ-SS-112LMH2	e
	1721260-4	OJ-SS-109LMH2	9V	OJ-SS-109LMH2	d
	1721260-3	OJ-SS-106LMH2	6V	OJ-SS-106LMH2	c
	1721260-2	OJ-SS-105LMH2	5V	OJ-SS-105LMH2	b
	1721260-1	OJ-SS-103LMH2	3V	OJ-SS-103LMH2	a

RELAY TYPE

NOTES:

- 1.TERMINAL DIMENSION BEFORE TINNING.
- 2.LOT NO. SYSTEM AS FOLLOWING:



- 2.TERMINAL DIMENSION IS BEFORE SOLDER DIP;
- 3.FOR THE TIN-PLATING OF THE PINS:
+0.1mm FOR WIDTH, THICKNESS AND DIAMETER.
+0.5mm FOR LENGTH.
- 4.MARKING FROM INK TO LASER AND USING WELDED CONTACT

5.ADD LOT NO. SYSTEM AS FOLLOWING;





- DIGITS FOR DAY OF THE WEEK
1...MONDAY IN THIS WEEK;
2...TUESDAY IN THIS WEEK;
.....
7...SUNDAY IN THIS WEEK
- DIGITS FOR SHIFT OF THE DAY
1...DAY SHIFT IN THIS DAY;
2...NIGHT SHIFT IN THIS DAY;
- III, ONE CHARACTER DISTINGUISH THE LINE IDENTITY, SUCH AS: A,B,....Z

INCOMBUSTIBILITY	TREATMENT	MATERIAL	DESCRIPTION	ITEM
		EPOXY RESIN	SEAL (BASE & BOBBIN)	15
		3UEW	MAGNETIC WIRE	14
UL94V-0		P.B.T	CASE	13
UL94V-0		P.B.T	BASE	12
UL94V-0		P.B.T	BOBBIN	11
	SOLDER DIP	C.P. WIRE	COIL TERMINAL	10
UL94V-0		P.P.S	CARD	9
		AgSnOinO	MOVABLE CONTACT	8
		AgSnOinO	NO.CONTACT	7
		STEEL	HINGE SPRING	6
	SOLDER DIP	Cu ALLOY	NO.TERMINAL	5
	SOLDER DIP	Cu ALLOY	MOVABLE SPRING	4
	NIP	STEEL	CORE	3
	NIP	STEEL	ARMATURE	2
	NIP	STEEL	YOKE	1

THIS DRAWING IS A CONTROLLED DOCUMENT.		DWN	Hu.XieLi	-
		CHK	Mak.Simon	-
		APVD	Mingjung.Ho	-
		PRODUCT SPEC		
		APPLICATION SPEC		
		WEIGHT		
CUSTOMER DRAWING		SIZE	A3	
		CAGE CODE	00779	
		DRAWING NO	1721260	
		RESTRICTED TO		
		SCALE	5:1	
		SHEET	2 of 2	
		REV	E1	

Looking for pricing, stock, or lifecycle information?

Click below to explore more details on WIN SOURCE:

-  [View OJ-SS-112LMH2 on WIN SOURCE](#)
-  [TE Connectivity Information](#)

Optimize Your Supply Chain with WIN SOURCE Solutions

-  Global Sourcing Solution
-  Obsolete Management
-  Cost Control Management
-  Shortage Management
-  Alternative Solution
-  Excess Inventory Management