



**THE DATASHEET OF
OCP-PCT218/E**

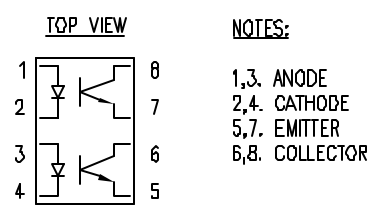
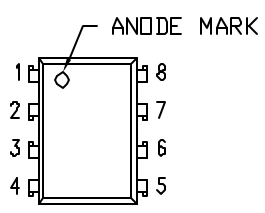


UNCONTROLLED DOCUMENT

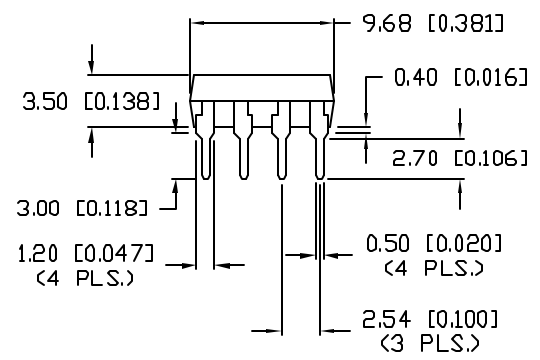
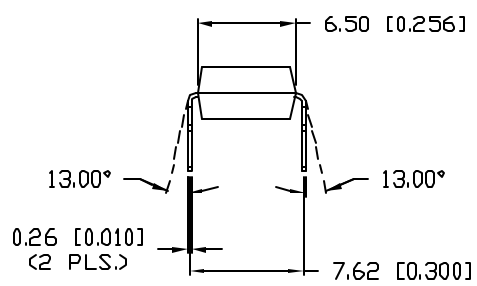
PART NUMBER
OCP-PCT218/E

REV.
B

REV.	E.C.N. NUMBER AND REVISION COMMENTS	DATE
A	E.C.N. #10BRDR. & #10776.	8.16.01
B	E.C.N. #1114B.	5.16.07



NOTES:
1,3. ANODE
2,4. CATHODE
5,7. EMITTER
6,8. COLLECTOR



ELECTRO-OPTICAL CHARACTERISTICS (Ta=25°C)

PARAMETER	SYMBOL	CONDITIONS	MIN	TYP	MAX	UNITS
I FORWARD VOLTAGE	V _f	I _F =20mA	-	1.2	1.4	V
PEAK FORWARD VOLTAGE	V _{FM}	I _{FM} =0.5A	-	-	3.5	V
REVERSE CURRENT	I _r	V _R =4V	-	-	10	μA
TERMINAL CAPACITANCE	C _t	V=0, f=1kHz	-	30	-	pF
O COLLECTOR DARK CURRENT	I _{CE0}	V _{CE} =20V	-	-	10 ⁻⁷	A
T CURRENT TRANSFER RATIO	CRT	I _F =2mA, V _{CE} =5V	60	-	600	%
COLLECTOR-EMITTER SATURATION VOLTAGE	V _{CE(sat)}	I _F =20mA, I _C =1mA	-	0.1	0.3	V
ISOLATION RESISTANCE	R _{ISO}	DC500V	5x10 ¹⁰	10 ¹¹	-	ohm
FLOATING CAPACITANCE	C _f	V=0, f=1MHz	-	0.6	1.0	pF
CUT-OFF FREQUENCY	f _c	V _{CE} =5V, I _C =2mA, R _L =100ohm	-	80	-	kHz
RESPONSE TIME (RISE)	t _r	V _{CE} =5V, I _C =2mA, R _L =100ohm	-	5	20	μS
RESPONSE TIME (FALL)	t _f	V _{CE} =5V, I _C =2mA, R _L =100ohm	-	4	20	μS

I=INPUT, O=OUTPUT, T=TRANSFER CHARACTERISTICS.

*UNLESS OTHERWISE SPECIFIED TOLERANCES PER DECIMAL PRECISION ARE: X=±1 (±0.039), XX=±0.5 (±0.020), XXX=±0.25 (±0.010), XXXX=±0.127 (±0.005). LEAD SIZE=±0.05 (±0.002), LEAD LENGTH=±0.75 (±0.030), MIN.=^{+DECIMAL PRECISION}-0.00, MAX.=^{+0.00}-DECIMAL PRECISION

ABSOLUTE MAXIMUM RATINGS (Ta=25°C)

PARAMETER	SYMBOL	MAX	UNITS
I FORWARD CURRENT	I _F	50	mA
PEAK FORWARD CURRENT	I _{FM}	1	A
REVERSE VOLTAGE	V _R	6	V
POWER DISSIPATION	P _D	70	mW
O COLLECTOR-EMITTER VOLTAGE	V _{CE0}	60	V
EMITTER-COLLECTOR VOLTAGE	V _{EC0}	6	V
COLLECTOR CURRENT	I _C	50	mA
COLLECTOR POWER DISSIPATION	P _C	150	mW
TOTAL POWER DISSIPATION	P _{TOT}	200	mW
ISOLATION VOLTAGE 1 MIN.	V _{ISO}	5000	V _{RMS}
OPERATING TEMPERATURE	T _{opr}	-30 TO +100	°C
STORAGE TEMPERATURE	T _{stg}	-55 TO +125	°C
SOLDERING TEMPERATURE	T _{sol}	+260	°C
2.0mm FROM BODY			10 SEC. MAX

I=INPUT, O=OUTPUT.



UNCONTROLLED DOCUMENT

REV. B PART NUMBER OCP-PCT218/E

CONFIDENTIAL INFORMATION
THE INFORMATION CONTAINED IN THIS DOCUMENT IS THE PROPERTY OF LUMEX INC. EXCEPT AS SPECIFICALLY AUTHORIZED IN WRITING BY LUMEX INC, THE HOLDER OF THIS DOCUMENT SHALL KEEP ALL INFORMATION CONTAINED HEREIN CONFIDENTIAL AND SHALL PROTECT SAME IN WHOLE OR IN PART FROM DISCLOSURE AND DISSEMINATION TO ALL THIRD PARTIES.



290 E. HELEN ROAD
PALATINE, IL 60067-6976
PHONE: +1.847.359.2790
US WEB: www.lumex.com
TW WEB: www.lumex.com.tw

EIGHT PIN DIP DUAL CHANNEL PHOTOCOUPLER,
TRANSISTOR OUTPUT WITHOUT EXTERNAL BASE CONNECTION.

RELIABILITY NOTE
OUR MANY YEARS OF EXPERIENCE DATA ACCUMULATION INDICATE THAT SOLDER HEAT IS A MAJOR CAUSE OF EARLY AND FUTURE FAILURE. PLEASE PAY ATTENTION TO YOUR SOLDERING PROCESS.

DRAWN BY: JC	CHECKED BY:	APPROVED BY:	DATE: 9.29.99
			PAGE: 1 OF 1
			SCALE: N/A

Looking for pricing, stock, or lifecycle information?

Click below to explore more details on WIN SOURCE:

- ⊖ [View OCP-PCT218/E on WIN SOURCE](#)
- ⊖ [Lumex Opto/Components Inc. Information](#)

Optimize Your Supply Chain with WIN SOURCE Solutions

- ✓ Global Sourcing Solution
- ✓ Obsolete Management
- ✓ Cost Control Management
- ✓ Shortage Management
- ✓ Alternative Solution
- ✓ Excess Inventory Management