



THE DATASHEET OF
312010P



312/318 Series Lead-Free 3AG, Fast-Acting Fuse



Description

The 3AG Fast-Acting Fuse solves a broad range of application requirements while offering reliable performance and cost-effective circuit protection.







Features

- In accordance with UL Standard 248-14
- Available in cartridge and axial lead format and with various forming dimensions
- RoHS compliant and Lead-free

Applications

Used as supplementary protection in appliance or utilization equipment to provide individual protection for components or internal circuits.

Agency Approvals

Agency	Agency File Number	Ampere Range
	E10480	0.062A - 25A
	29862	312 Series: 0.062A - 30A 318 Series: 0.062A - 10A
	(312 Series) NBK040205-E10480B NBK040205-E10480F (318 Series) NBK040205-E10480D NBK040205-E10480H	1A - 5A 6A - 10A 1A - 5A 6A - 10A
	E10480	318 Series: 12A - 30A
	SU05001-6008 SU05001-5005 SU05001-5006	1A - 2A 3A - 6A 7A - 10A
	N/A	0.062A - 10A

Electrical Characteristics for Series

% of Ampere Rating	Ampere Rating	Opening Time
100%	0.062A – 35A	4 hours, Minimum
135%	0.062A – 35A	1 hour, Maximum
200%	0.062A – 10A	5 sec., Maximum
	12A – 30A	10 sec., Maximum
	35A	20 sec., Maximum

Additional Information



**Datasheet
312 Series**



**Resources
312 Series**



**Samples
312 Series**



**Accessories
312 & 318 Series**



**Datasheet
318 Series**



**Resources
318 Series**



**Samples
318 Series**

For recommended fuse accessories for this product series, see '[Recommended Accessories](#)' section.

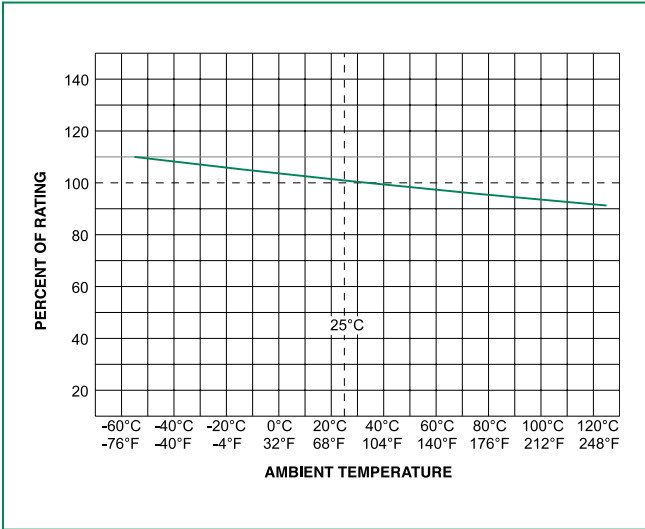
Electrical Characteristic Specifications by Item

Amp Code	Ampere Rating (A)	Voltage Rating (V)	Interrupting Rating	Nominal Cold Resistance (Ohms)	Nominal Melting I ² t (A ² sec)	Agency Approvals						
						UL	cRU _s	K	PSE	SF	CE	
.062	0.062	250	35A@250Vac 10KA@125Vac	24.7000	0.000249	x				x	x	
.100	0.1	250		11.2800	0.00171	x				x	x	
.125	0.125	250		7.1450	0.00289	x				x	x	
.150	0.15	250		5.1300	0.00550	x				x	x	
.175	0.175	250		3.8750	0.00960	x				x	x	
.187	0.187	250		3.4200	0.0128	x				x	x	
.200	0.2	250		3.0200	0.0165	x				x	x	
.250	0.25	250		2.0100	0.0355	x				x	x	
.300	0.3	250		1.4050	0.0689	x				x	x	
.375	0.375	250		0.8250	0.185	x				x	x	
.500	0.5	250		0.4980	0.483	x				x	x	
.600	.6	250		0.3620	0.880	x				x	x	
.750	0.75	250		0.2445	1.84	x				x	x	
001.	1	250		0.1900	0.760	x			x	x	x	x
1.25	1.25	250	100A@250Vac 10KA@125Vac	0.1385	1.45	x		x	x	x	x	
01.5	1.5	250		0.1036	2.35	x			x	x	x	
01.6	1.6	250		0.0934	2.80	x		x	x	x	x	
1.75	1.75	250		0.0856	3.60	x			x	x	x	
01.8	1.8	250		0.0825	3.85	x			x	x	x	
002.	2	250		0.0704	5.20	x			x	x	x	x
2.25	2.25	250		0.0594	7.20	x			x	x	x	x
02.5	2.5	250		0.0513	9.54	x			x	x	x	x
003.	3	250		0.0427	14.0	x			x	x	x	x
004.	4	250		200A@250Vac 10KA@125Vac	0.0293	28.5	x			x	x	x
005.	5	250	0.0224		50.0	x			x	x	x	x
006.	6	250	0.0178		118.0	x			x	x	x	x
007.	7	250	0.0146		81.0	x			x	x	x	x
008.	8	250	0.0122		166.0	x			x	x	x	x
010.	10	250	0.0093		298.0	x			x	x	x	x
012.	12	32	300A@32 Vac	0.0072	234.6	x				x		
015.	15	32		0.0052	490.5	x					x	
020.	20	32		0.0035	1414	x					x	
025.	25	32		0.0024	2041	x					x	
030.	30	32		0.0019	3717						x	
035.	35	32		0.0013	7531							

NOTES:

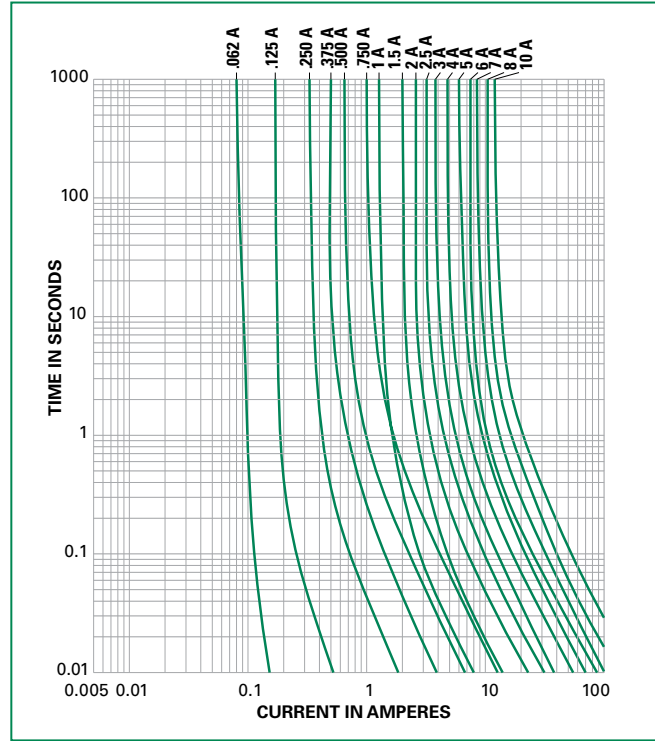
** For 318 Series 12A to 30A, the agency approval is only cURus.

Temperature Re-rating Curve



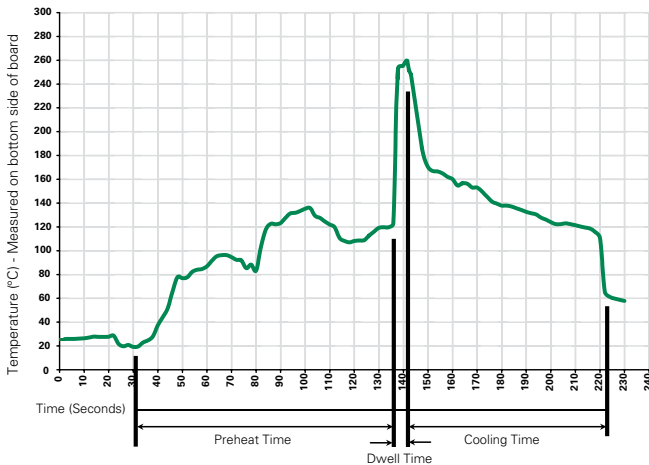
Note:
Rerating depicted in this curve is in addition to the industry practice derating of 25% for continuous operation.

Average Time Current Curves



Please contact Littelfuse for more details on those T-C Curves of other ampere ratings which are not published.

Soldering Parameters - Wave Soldering



Recommended Process Parameters:

Wave Parameter	Lead-Free Recommendation
Preheat: (Depends on Flux Activation Temperature)	(Typical Industry Recommendation)
Temperature Minimum:	100°C
Temperature Maximum:	150°C
Preheat Time:	60-180 seconds
Solder Pot Temperature:	260°C Maximum
Solder Dwell Time:	2-5 seconds

Recommended Hand-Solder Parameters:

Solder Iron Temperature: 350°C +/- 5°C
Heating Time: 5 seconds max.

Note: These devices are not recommended for IR or Convection Reflow process.

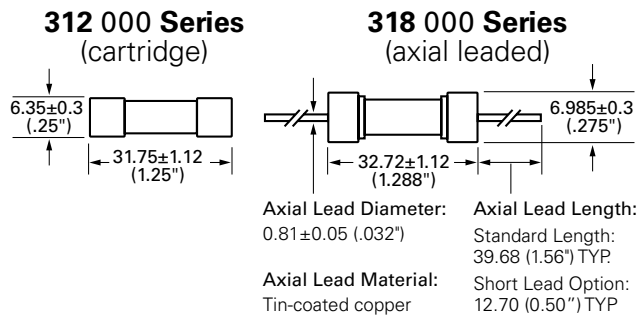
Product Characteristics

Materials	Body: Glass Cap: Nickel-plated brass Leads: Tin-plated Copper
Terminal Strength	MIL-STD-202, Method 211, Test Condition A
Solderability	MIL-STD-202 method 208
Product Marking	Cap1: Brand logo, current and voltage ratings Cap2: Series and agency approval marks

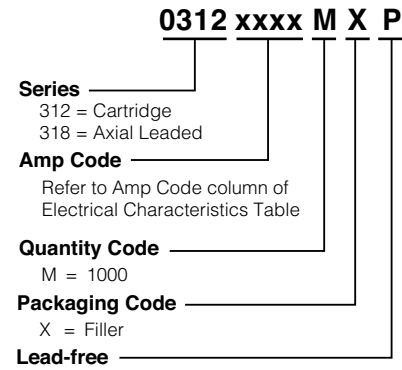
Operating Temperature	-55°C to +125°C
Thermal Shock	MIL-STD-202, Method 107, Test Condition B: (5 cycles -65°C to +125°C)
Vibration	MIL-STD-202, Method 201
Humidity	MIL-STD-202, Method 103, Test Condition A: High RH (95%), and Elevated temperature (40°C) for 240 hours
Salt Spray	MIL-STD-202, Method 101, Test Condition B

Dimensions

Measurements displayed in millimeters (inches)



Part Numbering System



Packaging

Packaging Option	Packaging Specification	Quantity	Quantity & Packaging Code	Taping Width
312 Series				
Bulk	N/A	1000	MX	N/A
Bulk	N/A	100	HX	N/A
318 Series				
Bulk	N/A	1000	MX	N/A
Bulk	N/A	100	HX	N/A
Bulk	N/A	1000	MXB	N/A

Recommended Accessories

Accessory Type	Series	Description	Max Application Voltage	Max Application Amperage
Holder	155100	Twist-Lock In-Line Fuseholder	32	20
	342	Traditional Panel Mount Fuseholder	250	20
	346	Panel Mount Flip-Top Shock-Safe Fuseholder	250	15
	345	Shock-Safe Fuseholder with PC Mount, Solder Mount and Panel Mount options	250	20
Block	354	Low Profile OMNI-BLOK® Fuse Block	600	30
	359	High Current Screw Terminal Fuse Block		30
Clip	122	High Current Traditional PC Board Fuse Clip	1000	30
	101	Rivet/Eyelet Type Fuse Clip	1000	15

- Notes:
1. Do not use in applications above rating.
 2. Please refer to fuseholder data sheet for specific re-rating information.
 3. Please contact factory for applications greater than the max voltage and amperage shown.

Disclaimer Notice - Information furnished is believed to be accurate and reliable. However, users should independently evaluate the suitability of and test each product selected for their own applications. Littelfuse products are not designed for, and may not be used in, all applications. Read complete Disclaimer Notice at: www.littelfuse.com/disclaimer-electronics.

Looking for pricing, stock, or lifecycle information?

Click below to explore more details on WIN SOURCE:

 [View 312010P on WIN SOURCE](#)

 [Littelfuse Inc. Information](#)

Optimize Your Supply Chain with WIN SOURCE Solutions

-  Global Sourcing Solution
-  Obsolete Management
-  Cost Control Management
-  Shortage Management
-  Alternative Solution
-  Excess Inventory Management