



THE DATASHEET OF 30BQ015TR





30BQ015 SCHOTTKY RECTIFIER

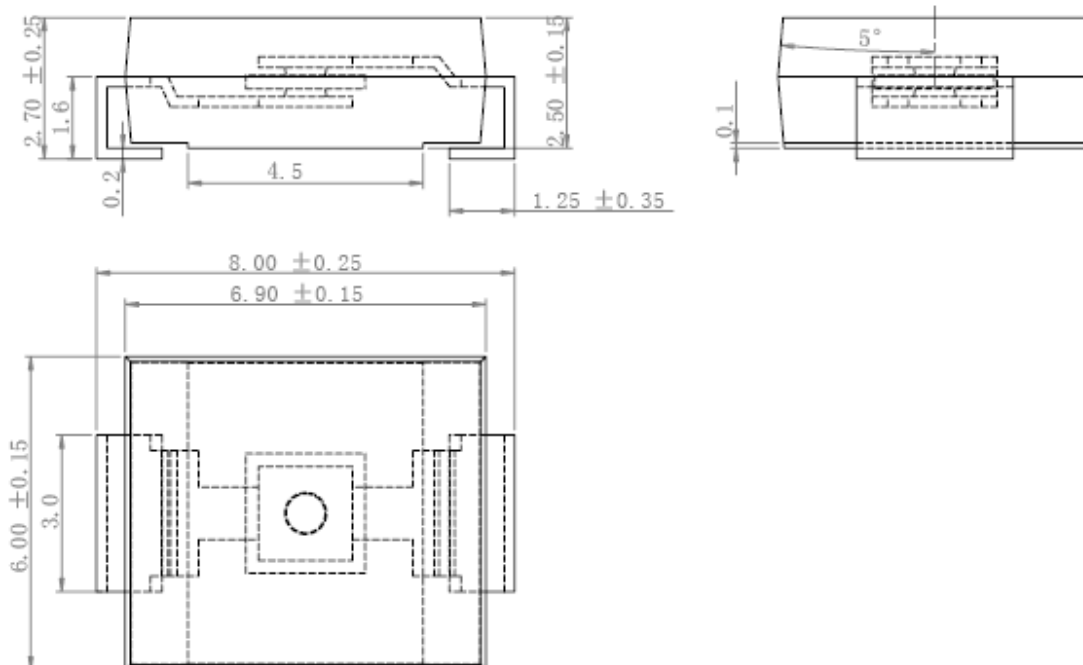
Applications:

- Disk Drives
- Switching power supply
- Redundant power subsystems
- Converters
- Free-Wheeling diodes
- Reverse battery protection
- Battery Charging

Features:

- Small foot print, surface moutable
- Low forward voltage drop
- High frequency operation
- Guard ring for enhanced ruggedness and long term reliability
- This is a Pb - Free Device
- All SMC parts are traceable to the wafer lot
- Additional testing can be offered upon request

Mechanical Dimensions (In mm / Inches):

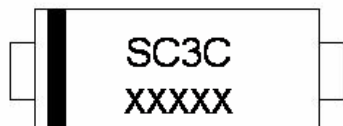


SMC

Technical Data
Data Sheet N0025, Rev. -

Green Products

Marking Diagram:



Where XXXXX is YYWWL

SC3C = Part Name
YY = Year
WW = Week
L = Lot Number

Cautions: Molding resin
Epoxy resin UL:94V-0

Ordering Information:

Device	Package	Shipping
30BQ015	SMC (Pb-Free)	3000pcs / reel

For information on tape and reel specifications, including part orientation and tape sizes, please refer to our Tape and Reel Packaging Specification.

Maximum Ratings:

Characteristics	Symbol	Condition	Max.	Units
Peak Inverse Voltage	V_{RWM}	-	15(DC) 25(Working)	V
Max. Average Forward Current	$I_{F(AV)}$	50% duty cycle @ $T_c=83^\circ\text{C}$, rectangular wave form	3.0	A
Max. Peak One Cycle Non-Repetitive Surge Current	I_{FSM}	8.3 ms, half Sine pulse	114	A



Technical Data
Data Sheet N0025, Rev. -

Green Products

Electrical Characteristics:

Characteristics	Symbol	Condition	Max.	Units
Max. Forward Voltage Drop*	V_{F1}	@ 3 A, Pulse, $T_J = 25\text{ }^\circ\text{C}$	0.35	V
	V_{F2}	@ 3 A, Pulse, $T_J = 75\text{ }^\circ\text{C}$	0.30	V
Max. Reverse Current *	I_{R1}	@ $V_R = \text{Rated } V_R$, Pulse, $T_J = 25\text{ }^\circ\text{C}$	4	mA
	I_{R2}	@ $V_R = \text{Rated } V_R$, Pulse, $T_J = 100\text{ }^\circ\text{C}$	50	mA
Max. Junction Capacitance	C_T	@ $V_R = 5\text{V}$, $T_C = 25\text{ }^\circ\text{C}$ $f_{SIG} = 1\text{MHz}$	1120	PF
Typical Series Inductance	L_S	Measured lead to lead 5 mm from package body	3.0	nH
Max. Voltage Rate of Change	dv/dt	-	10,000	V/ μs

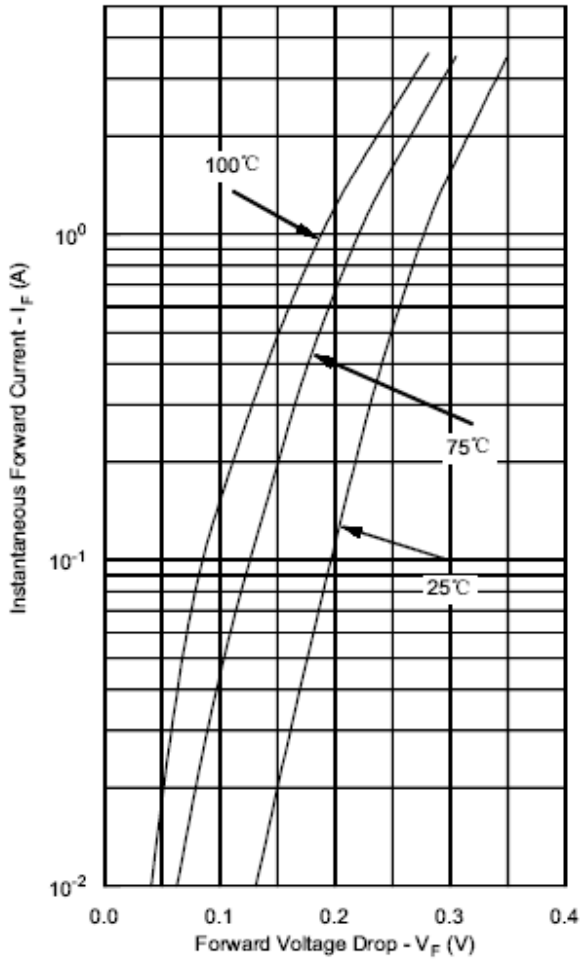
* Pulse Width < 300 μs , Duty Cycle < 2%

Thermal-Mechanical Specifications:

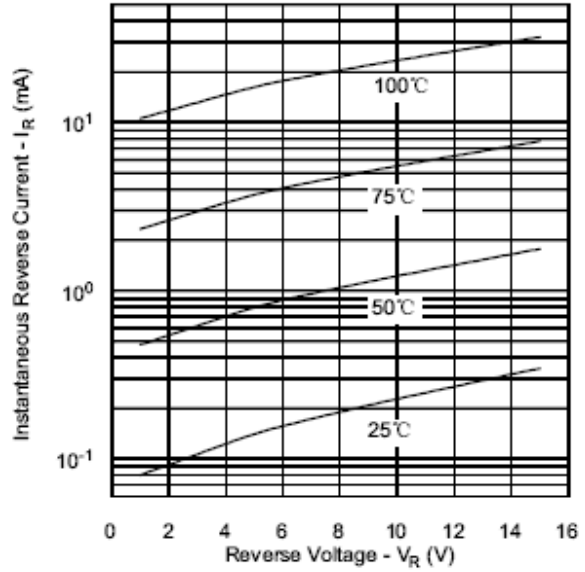
Characteristics	Symbol	Condition	Specification	Units
Max. Junction Temperature	T_J	-	-55 to +125	$^\circ\text{C}$
Max. Storage Temperature	T_{stg}	-	-55 to +150	$^\circ\text{C}$
Maximum Thermal Resistance Junction to Lead	$R_{\theta JL}$	DC operation	12	$^\circ\text{C/W}$
Maximum Thermal Resistance Junction to Case	$R_{\theta JA}$	DC operation	46	$^\circ\text{C/W}$
Approximate Weight	wt	-	0.65	g
Case Style	SMC			



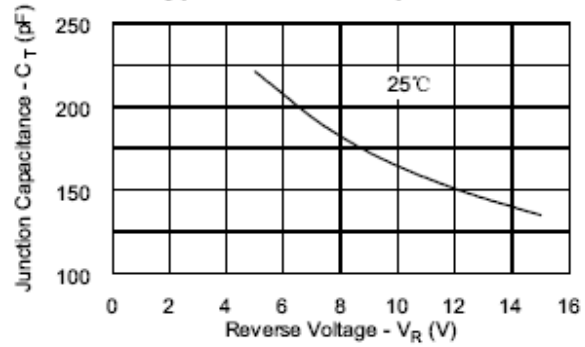
Typical Forward Characteristics



Typical Reverse Characteristics



Typical Junction Capacitance







DISCLAIMER:

- 1- The information given herein, including the specifications and dimensions, is subject to change without prior notice to improve product characteristics. Before ordering, purchasers are advised to contact the SMC - Sangdest Microelectronics (Nanjing) Co., Ltd sales department for the latest version of the datasheet(s).
- 2- In cases where extremely high reliability is required (such as use in nuclear power control, aerospace and aviation, traffic equipment, medical equipment, and safety equipment), safety should be ensured by using semiconductor devices that feature assured safety or by means of users' fail-safe precautions or other arrangement.
- 3- In no event shall SMC - Sangdest Microelectronics (Nanjing) Co., Ltd be liable for any damages that may result from an accident or any other cause during operation of the user's units according to the datasheet(s). SMC - Sangdest Microelectronics (Nanjing) Co., Ltd assumes no responsibility for any intellectual property claims or any other problems that may result from applications of information, products or circuits described in the datasheets.
- 4- In no event shall SMC - Sangdest Microelectronics (Nanjing) Co., Ltd be liable for any failure in a semiconductor device or any secondary damage resulting from use at a value exceeding the absolute maximum rating.
- 5- No license is granted by the datasheet(s) under any patents or other rights of any third party or SMC - Sangdest Microelectronics (Nanjing) Co., Ltd.
- 6- The datasheet(s) may not be reproduced or duplicated, in any form, in whole or part, without the expressed written permission of SMC - Sangdest Microelectronics (Nanjing) Co., Ltd.
- 7- The products (technologies) described in the datasheet(s) are not to be provided to any party whose purpose in their application will hinder maintenance of international peace and safety nor are they to be applied to that purpose by their direct purchasers or any third party. When exporting these products (technologies), the necessary procedures are to be taken in accordance with related laws and regulations..

Looking for pricing, stock, or lifecycle information?

Click below to explore more details on WIN SOURCE:

-  [View 30BQ015TR on WIN SOURCE](#)
-  [SMC Diode Solutions Information](#)

Optimize Your Supply Chain with WIN SOURCE Solutions

-  Global Sourcing Solution
-  Obsolete Management
-  Cost Control Management
-  Shortage Management
-  Alternative Solution
-  Excess Inventory Management